



BID NUMBER: LDPWRI-B/20296

APPOINTMENT OF A CONTRACTOR FOR THE DEMOLITION OF ADMINISTRATION BLOCK, REFURBISHMENT OF 23 CLASSROOMS, 12 ENVIROLOOS SEATS AND THE CONSTRUCTION OF MEDIUM ADMINISTRATION BLOCK, 6 SEATS WATERBORNE TOILET BLOCK, 4 SEATS ENVIROLOO TOILET BLOCK X 3 AND EXTERNAL WORKS AT NKGONYELETSE SECONDARY SCHOOL IN MALEGASANE VILLAGE, SEKHUKHUNE DISTRICT.

for

LIMPOPO DEPARTMENT OF EDUCATIONECON (LDOE),

LIMPOPO PROVINCE

FRAMEWORK CATEGORY A (7GB AND ABOVE)

Issued by:

Limpopo Department of Public Works, Roads and Infrastructure
Works Towers Building
43 Church Street
Polokwane
0700


Contact Person: General Queries

Name : Mr NJ Motsopye,
Tel No. : 015 284 7126
Email : motsopyen@dpw.limpopo.gov.za

Technical: Technical Queries

Name : Mr K Modjadji
Tel No. : 083 673 5436
Email : ModjadjiM@dpw.limpopo.gov.za

Name of the Bidder :



CONTENTS

THE TENDER

Part T1: Tendering procedures

- T1.1 Tender notice and invitation to tender
- T1.2 Tender data

Part T2: Returnable documents

- T2.1 List of returnable documents
- T2.2 Returnable schedules

THE CONTRACT

Part C1: Agreements and Contract data

- C1.1 Form of offer and acceptance
- C1.2 Contract data
 - Joint Venture Agreement (If Applicable)

Part C2: Pricing data

- C2.1 Part 1 - Pricing Instructions
- C2.2 Part 2 - Bills of Quantities


Part C3: Scope of Works

- C3.1 Special Notes to Bidders
- C3.2 OHS Specifications

Part C4 Drawings

DEMOLITIONS, REFURBISHMENT AND ADDITIONS AT NKGONYELETSE SECONDARY SCHOOL IN MALEGASANE VILLAGE, SEKHUKHUNE DISTRICT.

CONTRACT No. LDPWRI-B/20296



PART T1: TENDERING PROCEDURE

T1.1 Tender Notice and Invitation to Tender

The Limpopo Department of Public Works, Roads and Infrastructure invites tenderers from contractors appointed on the framework agreement on category A for **APPOINTMENT OF A CONTRACTOR FOR THE DEMOLITION OF ADMINISTRATION BLOCK, REFURBISHMENT OF 23 CLASSROOMS, 12 ENVIROLOOS SEATS AND THE CONSTRUCTION OF MEDIUM ADMINISTRATION BLOCK, 6 SEATS WATERBORNE TOILET BLOCK, 4 SEATS ENVIROLOO TOILET BLOCK X 3 AND EXTERNAL WORKS AT NKGONYELETSE SECONDARY SCHOOL IN MALEGASANE VILLAGE, SEKHUKHUNE DISTRICT FOR LIMPOPO DEPARTMENT OF EDUCATION (LDOE)** for a period of 20 months. It is estimated that tenderers must have a CIDB contractor grading designation of **7 GB** or higher.

The conditions of the CIDB Standard for Indirect Targeting for Enterprise Development through Construction Works Contracts **Gazette Notice No. 36190 of 25 February 2013** will be applicable on this project

Project Name	DEMOLITION OF ADMINISTRATION BLOCK, REFURBISHMENT OF 23 CLASSROOMS, 12 ENVIROLOOS SEATS AND THE CONSTRUCTION OF MEDIUM ADMINISTRATION BLOCK, 6 SEATS WATERBORNE TOILET BLOCK, 4 SEATS ENVIROLOO TOILET BLOCK X 3 AND EXTERNAL WORKS AT NKGONYELETSE SECONDARY SCHOOL IN MALEGASANE VILLAGE, SEKHUKHUNE DISTRICT FOR LIMPOPO DEPARTMENT OF EDUCATION (LDOE) FOR A PERIOD OF 20 MONTHS.	
Tender Number	LDPWRI- B/20296	
Tender documents availability	Limpopo Department of Public Works, Roads and Infrastructure website	
Address for submission of tenders	DEPARTMENT OF PUBLIC WORKS, ROADS & INFRASTRUCTURE. Physical address: Corner River and Blaauwberg Streets, Ladanna, 0699.	
Closing date of the tender	As per Tender invite	
Closing time of the tender	As per Tender invite	
Compulsory briefing meeting (<i>Tenderers must sign the attendance register in the name of the tendering entity. Addenda (if any) will be issued only to those tendering entities appearing on the attendance register</i>)	Yes <input checked="" type="checkbox"/> No <input type="checkbox"/>	
	Meeting venue	As per Tender invite
	Date	As per Tender invite
	Time:	As per Tender invite
Evaluation criteria	<ol style="list-style-type: none"> 1. Compliance with mandatory or compulsory requirements 2. Risk assessment on current projects 3. Price 4. Preference 	
Mandatory or Compulsory Requirements (<i>failure to submit or comply with these requirements will lead to automatic disqualification</i>)	Only tenderers who are appointed on category A registered with the Construction Industry Development Board (CIDB) with designation of 7 GB or higher than a contractor grading designation determined in accordance with the sum tendered, or a value determined in accordance with Regulation 25 (1B) or 25(7A) of the Construction Industry Development Regulations are eligible to have their tenders evaluated	
	Priced Bills of Quantities	
	SBD 1.	
	Declaration on the status of Administration compliance.	
	Completed and signed Form of Offer	



T1.2 Tender Data

Clause number	Tender Data
	<p>The conditions of tender are the Standard Conditions of Tender as contained in Annex C of Board Notice 423 of 2019 in Government Gazette No. 42622 of 08 August 2019, Construction Industry Development Board (CIDB) Standard for Uniformity in Construction Procurement. (See www.cidb.org.za) which are reproduced without amendment or alteration for the convenience of tenderers as an Annexure to this Tender Data.</p> <p>The Standard Conditions of Tender make several references to the Tender Data for details that apply specifically to this tender. The Tender Data shall have precedence in the interpretation of any ambiguity or inconsistency between it and the standard conditions of tender. Each item of data given below is cross-referenced to the clause in the Standard Conditions of Tender to which it mainly applies.</p> <p>The contractor shall achieve in the performance of the contract the Contract Participation Goals (CPG) relating to the engagement of targeted enterprises as established in the CIDB Standard for Indirect Targeting for Enterprise Development through Construction Works Contracts Gazette Notice No. 36190 of 25 February 2013. In this case, contractor shall provide a minimum Contract Participation Goal (CPG) of 5% of the total project value and develop targeted enterprises stated under C3 of this document.</p> <p>The following variations, amendments and additions to the Standard Conditions of Tender as set out in the Tender Data below shall apply to this tender. Add the following to clauses in Standard Conditions of Tender:</p>
C.1.1	The Employer is the Department of Public Works, Roads and Infrastructure

C.1.2	<p>The Tender</p> <p>Part T1: Tendering procedures T1.1 Tender notice and invitation to tender T1.2 Tender data</p> <p>Part T2: Returnable documents T2.1 List of returnable documents T2.2 Returnable schedules</p> <p>The Contract Part C1: Agreements and contract data C1.1 Form of offer and acceptance C1.2 Contract data C1.3 Joint Venture Agreement (If Applicable)</p> <p>The Contract Part C2: Pricing data C2.1 Pricing instructions C2.2 Bills of Quantities</p> <p>Part 3: Scope of work C3.1 Special Notes to Bidders C3.2 OHS Specifications</p> <p>Part 4: Site information C4 Drawings</p>
C.1.4	<p>The employer's representative is:</p> <p>Name : Mr K Modjadji Tel No. : 083 673 5436 Email : ModjadjiM@dpw.limpopo.gov.za</p> <p>However, all communications related to this bid should be directed to the persons indicated under Enquires on this tender document.</p> <p>Attention is also drawn to the fact that verbal information, given by the Employer's agent during site visits/clarification meetings or at any other time prior to the award of the Contract, will not be regarded as binding on the Employer. Only information issued formally by the Employer in writing to Tenderers will be regarded as amending the Tender Documents.</p>
C.1.5	<p>The employer reserve to cancel the tender prior to the award of the tender.</p>
C1.6.2	<p>A competitive negotiation procedure will not be followed.</p>
C1.6.3	<p>A two-stage system will not be followed.</p>
C.2.1	<p>Eligibility in respect of CIDB grading</p> <p>Only tenderers who are appointed on framework agreement category A and registered with the Construction Industry Development Board (CIDB) with designation of 7 GB or higher than a contractor grading designation determined in accordance with the sum tendered, or a value determined in accordance with Regulation 25 (1B) or 25(7A) of the Construction Industry Development Regulations, are eligible to have their tenders evaluated.</p>
C2.2	<p>Cost of tendering</p> <p>The tenderer accept that, unless otherwise stated in the tender data, the employer will not compensate the tenderer for any costs incurred in the preparation and submission of a tender offer, including the costs of any testing necessary to demonstrate that aspects of the offer complies with requirements.</p>

C.2.7	<p>Compulsory site briefing</p> <p>A compulsory briefing meeting will be held as per Tender invite</p> <p>Tenderers must sign the attendance list in the name of the tendering entity. Addenda (if any) will be issued only to those tendering entities appearing on the attendance list.</p>
C.2.11	<p>Alterations to the documents</p> <p>Bidders are required to not make any alterations or additions to the tender documents, except to comply with instructions issued by the employer, or necessary to correct errors made by the tenderer. All signatories to the tender offer shall initial all such alterations</p>
C.2.12	<p>Alternative tender offer</p> <p>No alternative tender offer is permitted in this tender.</p>
C.2.13.2	<p>Replace sub-clause C.2.13.2 with the following; Return all returnable documents to the employer after completing them in their entirety by writing in non-erasable black ink (Black pen)</p>
C.2.13.3	Parts of each tender offer communicated on paper shall be submitted as an original
C.2.13.4	The tender shall be signed by a person duly authorized to do so.
C.2.13.5	<p>The employer's details and address for delivery of tender offers and identification details that are to be shown on each tender offer package are:</p> <p>Location of tender box: DEPARTMENT OF PUBLIC WORKS, ROADS & INFRASTRUCTURE. Physical address: Corner River and Blaauwberg Streets, Ladanna, 0699 Identification details: Sealed Tender with Tender reference number, Title of Tender and the closing date and time of the tender.</p>
C.2.15.1	The closing time for submission of tender offers is as stated in the Tender Notice and Invitation to Tender. Telephonic, telegraphic, telex, facsimile or e-mailed tender offers will not be accepted.
C.2.16.1	The tender offer validity period is 12 weeks or 90 days.
C.2.16.2	The tender accepts that a tender submission that has been submitted to the employer may only be withdrawn or substituted by giving the employer's agent written notice before the closing time for tenders that a tender is to be withdrawn or substituted. If the validity period stated in C.2.16.1 lapses before the employer evaluating tender, the contractor reserves the right to review the price based on Consumer Price Index (CPI).
C.3.1	<p>The tenderer is required to indicate how they claim points for each preference point system and attached relevant supporting documents. The specific goals for claiming of preference points include the following:</p> <ul style="list-style-type: none"> - Persons who had no franchise in national elections prior to 1983 and 1993 - Women - Disabled persons - Promotion of SMMEs - Enterprises located in Limpopo Province - Promotion of youth - South African owned enterprises

	<p>CIDB Grading Certificate</p> <p>Tenders are required to provide proof of registration with the CIDB register of contractors indicating the category of registration, grading as well as the CRS number of the tenderer.</p> <p>Letter of Good Standing</p> <p>Tenderer's are required to submit, bound with the tender submission, a letter of good standing from the compensation commissioner indicating that the bidder is in good standing.</p>
C3.2	<p>Notwithstanding any requests for confirmation of receipt of Addenda issued, the tenderer shall be deemed to have received such addenda if the employer can show proof of transmission thereof (or a notice in respect thereof) via electronic mail, facsimile or registered post.</p>
C.3.4.1	<p>Tenders will not be opened immediately after the closing time for tenders.</p>
C.3.11	<p>The tenderers will be evaluated in four stages</p> <ul style="list-style-type: none"> (i) Stage 1: Compliance with mandatory requirements as stated in Part T1.1 (ii) Stage 2: Risk assessment on current projects (iii) Stage 3: Price (iv) Stage 4: Preference <p>The technical capacity (functionality) of the contractors will not be evaluated any further during evaluation of the RFQ. However, the contractors will be required to declare the status of their key staff and any administrative compliance. In cases where there are changes in the key staff, the contractor should provide CVs and qualifications of the new staff to LDPWR&I. The new staff should have similar skills, qualifications and experience as the staff submitted during tender. Similarly, the contractors will be expected to provide an update on any changes in their administrative compliances – and should submit the required SBD document/forms in such cases.</p> <p>The award will only be issued to contractors with valid Tax Clearance certificates, active CIDB grading and the contractor who meets all the legislative requirement – this shall be verified by SCM in line with the departmental SCM Policy.</p> <p>The total value of current projects for a contractor under consideration cannot exceed twice the maximum value of their relevant CIDB grade.¹</p> <ul style="list-style-type: none"> a) Stage 1: Administrative Compliance: The Compliance or compulsory documents and returnables are detailed in Section T.2.1 of this tender document. Failure to submit, complete or comply with these requirements will lead to automatic disqualification. b) Stage 2: Risk assessment on current projects <p>The total value of current projects for a contractor under consideration cannot exceed twice the maximum value of their relevant CIDB grade.</p>

Stage 3 and 4:

The procedure for final evaluation of responsive tenders is Method 2 (Financial offer and preference). The total number of tender evaluation points (T_{EV}) shall be determined in accordance with the following formula.

$$T_{EV} = N_{FO} + N_P$$

- a) N_{FO} is the number of tender evaluation points awarded for the financial offer made. The score for financial offer is calculated using the following formula:

$$P = A * \left(1 - \frac{(P_o - P_m)}{P_m}\right)$$

Where:

A is 80 since the estimated financial value of works inclusive of VAT is equals or is less than R 50,000,000.00.

P is the points awarded to the bid under consideration


P_m is the lowest Comparative bid price

P_o is the comparative price under consideration


- b) N_P is the number of tender evaluation points awarded for preferences claimed in accordance with the Preferencing Schedule in 3.18

DEMOLITIONS, REFURBISHMENT AND ADDITIONS AT NKGONYELETSE SECONDARY SCHOOL IN MALEGASANE VILLAGE, SEKHUKHUNE DISTRICT.

CONTRACT No. LDPWRI-B/20296



PART T2: RETURNABLE DOCUMENTS



T2.1 : LIST OF RETURNABLE DOCUMENTS


The following documents will form part of the documents submitted to the Contractors as part of the Request for Proposals:

- 2.1 Fully completed Form of Offer
- 2.2 Bills of Quantities
- 2.3 Record of Addenda to tender documents (if applicable)
- 2.4 Proposed amendments and qualifications (if applicable)
- 2.5 Proof of specific goal for award of the preference points as determined on the Request for Proposal
- 2.6 SBD 1.
- 2.7 SBD 6.1
- 2.8 Declaration on the status of Administration compliance.
- 2.9 CIDB grading certificate
- 2.10 CSD Report
- 2.11 Tax clearance certificate
- 2.12 Declaration of current projects

Failure by the service provider to submit or complete item 2.1, 2.2, 2.3, 2.4, 2.6, 2.8, and 2.12 will render their proposal not responsive and will not be considered.

Failure by the service provider to fully complete SBD 6.1 item 4.3 to 4.6 (Declaration with regard to company/firm) will render their proposal not responsive and will not be considered.

The bidder should also not appear on the National Treasury's list of black listed entities.



T 2.2: RETURNABLE SCHEDULE

	Document Name	Returnable document
1.	Fully completed Form of Offer	<input type="checkbox"/> Yes <input type="checkbox"/> No
2.	Priced Bills of Quantities	<input type="checkbox"/> Yes <input type="checkbox"/> No
3.	Record of Addenda to tender documents (if applicable)	<input type="checkbox"/> Yes <input type="checkbox"/> No
4.	Proposed amendments and qualifications (if applicable)	<input type="checkbox"/> Yes <input type="checkbox"/> No
5.	Proof of specific goals for award of the preference points	<input type="checkbox"/> Yes <input type="checkbox"/> No
6.	SBD 1. Invitation to Tender	<input type="checkbox"/> Yes <input type="checkbox"/> No
7.	SBD 6.1: Reference Points claim form in terms of the Preferential Procurement Regulations 2022 or amended	<input type="checkbox"/> Yes <input type="checkbox"/> No
8.	Declaration on the status of Administration compliance.	<input type="checkbox"/> Yes <input type="checkbox"/> No
9.	Proof of CIDB class grading: 7GB or higher.	<input type="checkbox"/> Yes <input type="checkbox"/> No
10.	CSD Summary report	<input type="checkbox"/> Yes <input type="checkbox"/> No
11.	Original tax clearance certificate or tax pin	<input type="checkbox"/> Yes <input type="checkbox"/> No
12.	Declaration of current projects	<input type="checkbox"/> Yes <input type="checkbox"/> No



Declaration on the status of administrative compliance

Please indicate, by circling either **Yes** or **No**, whether the administrative information submitted with the original framework tender documents have changed or not. If yes, kindly provide the particulars below with any supporting documents.

.....

.....


.....

.....

Signed Date _____

Name Position _____

Enterprise



Record of Addenda to tender documents

We confirm that the following communications received from the Employer before the submission of this tender offer, amending the tender documents, have been taken into account in this tender offer:


	Date	Title or Details
1.		
2.		
3.		
4.		
5.		
6.		
7.		
8.		
9.		
10.		

Attach additional pages if more space is required.

Signed Date

Name Position

Tenderer



Proposed amendments and qualifications

The Tenderer should record any deviations or qualifications he may wish to make to the tender documents in this Returnable Schedule. Alternatively, a tenderer may state such deviations and qualifications in a covering letter to his tender and reference such letter in this schedule.


The Tenderer's attention is drawn to clause 5.8 of SANS 10845-3 regarding the employer's handling of material deviations and qualifications.

Page	Clause or item	Proposal

Signed _____ Date _____
Name _____ Position _____
Tenderer _____

DEMOLITIONS, REFURBISHMENT AND ADDITIONS AT NKGONYELETSE SECONDARY SCHOOL IN MALEGASANE VILLAGE, SEKHUKHUNE DISTRICT.

CONTRACT No. LDPWRI-B/20296



**SBD 1
PART A: INVITATION TO BID**

YOU ARE HEREBY INVITED TO BID FOR REQUIREMENTS OF THE LIMPOPO DEPARTMENT OF PUBLIC WORKS, ROADS AND INFRASTRUCTURE

BID NUMBER:	LDPWRI-B/20296	CLOSING DATE	As per Tender Advert	CLOSING TIME:	As per Tender Advert
--------------------	----------------	---------------------	----------------------	----------------------	----------------------

DESCRIPTION DEMOLITIONS, REFURBISHMENT AND ADDITIONS AT NKGONYELETSE SECONDARY SCHOOL IN MALEGASANE VILLAGE, SEKHUKHUNE DISTRICT.

BID RESPONSE DOCUMENTS MAY BE DEPOSITED IN THE BID BOX SITUATED AT (STREET ADDRESS)

DEPARTMENT OF PUBLIC WORKS, ROADS & INFRASTRUCTURE.
Physical address: Corner River and Blaauwberg Streets, Ladanna, 0699.

BIDDING PROCEDURE ENQUIRIES MAY BE DIRECTED TO

CONTACT PERSON	Mr. NJ Motsopye				
TELEPHONE NUMBER	0152847126	E-MAIL ADDRESS	motsopyen@dpw.limpopo.gov.za		
CONTACT PERSON (TECHNICAL)	Mr. K Modjadji				
TELEPHONE NUMBER	083 673 5436	E-MAIL ADDRESS	ModjadjiM@dpw.limpopo.gov.za		

SUPPLIER INFORMATION

NAME OF BIDDER					
POSTAL ADDRESS					
STREET ADDRESS					
TELEPHONE NUMBER	CODE		NUMBER		
CELLPHONE NUMBER					
E-MAIL ADDRESS					
VAT REGISTRATION NUMBER					
SUPPLIER COMPLIANCE STATUS	TAX COMPLIANCE SYSTEM PIN:		OR	CENTRAL SUPPLIER DATABASE No:	MAAA

ARE YOU THE ACCREDITED REPRESENTATIVE IN SOUTH AFRICA FOR THE GOODS /SERVICES /WORKS OFFERED?	<input type="checkbox"/> Yes <input type="checkbox"/> No [IF YES ENCLOSE PROOF]	ARE YOU A FOREIGN BASED SUPPLIER FOR THE GOODS /SERVICES /WORKS OFFERED?	<input type="checkbox"/> Yes <input type="checkbox"/> No [IF YES, ANSWER THE QUESTIONNAIRE BELOW]
--	--	---	--

QUESTIONNAIRE TO BIDDING FOREIGN SUPPLIERS

IS THE ENTITY A RESIDENT OF THE REPUBLIC OF SOUTH AFRICA (RSA)?	<input type="checkbox"/> YES <input type="checkbox"/> NO
DOES THE ENTITY HAVE A BRANCH IN THE RSA?	<input type="checkbox"/> YES <input type="checkbox"/> NO
DOES THE ENTITY HAVE A PERMANENT ESTABLISHMENT IN THE RSA?	<input type="checkbox"/> YES <input type="checkbox"/> NO
DOES THE ENTITY HAVE ANY SOURCE OF INCOME IN THE RSA?	<input type="checkbox"/> YES <input type="checkbox"/> NO
IS THE ENTITY LIABLE IN THE RSA FOR ANY FORM OF TAXATION?	<input type="checkbox"/> YES <input type="checkbox"/> NO

IF THE ANSWER IS "NO" TO ALL OF THE ABOVE, THEN IT IS NOT A REQUIREMENT TO REGISTER FOR A TAX COMPLIANCE STATUS SYSTEM PIN CODE FROM THE SOUTH AFRICAN REVENUE SERVICE (SARS) AND IF NOT REGISTER AS PER 2.3 BELOW.

PART B: TERMS AND CONDITIONS FOR BIDDING

1. BID SUBMISSION:
1.1. BIDS MUST BE DELIVERED BY THE STIPULATED TIME TO THE CORRECT ADDRESS. LATE BIDS WILL NOT BE ACCEPTED FOR CONSIDERATION.
1.2. ALL BIDS MUST BE SUBMITTED ON THE OFFICIAL FORMS PROVIDED--(NOT TO BE RE-TYPED) OR IN THE MANNER PRESCRIBED IN THE BID DOCUMENT.
1.3. THIS BID IS SUBJECT TO THE PREFERENTIAL PROCUREMENT POLICY FRAMEWORK ACT, 2000 AND THE PREFERENTIAL PROCUREMENT REGULATIONS, 2022, THE GENERAL CONDITIONS OF CONTRACT (GCC) AND, IF APPLICABLE, ANY OTHER SPECIAL CONDITIONS OF CONTRACT.
1.4. THE SUCCESSFUL BIDDER WILL BE REQUIRED TO FILL IN AND SIGN A WRITTEN CONTRACT FORM.
2. TAX COMPLIANCE REQUIREMENTS
2.1 BIDDERS MUST ENSURE COMPLIANCE WITH THEIR TAX OBLIGATIONS.
2.2 BIDDERS ARE REQUIRED TO SUBMIT THEIR UNIQUE PERSONAL IDENTIFICATION NUMBER (PIN) ISSUED BY SARS TO ENABLE THE ORGAN OF STATE TO VERIFY THE TAXPAYER'S PROFILE AND TAX STATUS.
2.3 APPLICATION FOR TAX COMPLIANCE STATUS (TCS) PIN MAY BE MADE VIA E-FILING THROUGH THE SARS WEBSITE WWW.SARS.GOV.ZA.
2.4 BIDDERS MAY ALSO SUBMIT A PRINTED TCS CERTIFICATE TOGETHER WITH THE BID.
2.5 IN BIDS WHERE CONSORTIA / JOINT VENTURES / SUB-CONTRACTORS ARE INVOLVED, EACH PARTY MUST SUBMIT A SEPARATE TCS CERTIFICATE / PIN / CSD NUMBER.
2.6 WHERE NO TCS PIN IS AVAILABLE BUT THE BIDDER IS REGISTERED ON THE CENTRAL SUPPLIER DATABASE (CSD), A CSD NUMBER MUST BE PROVIDED.
2.7 NO BIDS WILL BE CONSIDERED FROM PERSONS IN THE SERVICE OF THE STATE, COMPANIES WITH DIRECTORS WHO ARE PERSONS IN THE SERVICE OF THE STATE, OR CLOSE CORPORATIONS WITH MEMBERS PERSONS IN THE SERVICE OF THE STATE."

NB: FAILURE TO PROVIDE / OR COMPLY WITH ANY OF THE ABOVE PARTICULARS MAY RENDER THE BID INVALID.

SIGNATURE OF BIDDER:

CAPACITY UNDER WHICH THIS BID IS SIGNED:
(Proof of authority must be submitted e.g. company resolution)

DATE:



SBD 6.1

PREFERENCE POINTS CLAIM FORM IN TERMS OF THE PREFERENTIAL PROCUREMENT REGULATIONS 2022

This preference form must form part of all tenders invited. It contains general information and serves as a claim form for preference points for specific goals.

NB: BEFORE COMPLETING THIS FORM, TENDERERS MUST STUDY THE GENERAL CONDITIONS, DEFINITIONS AND DIRECTIVES APPLICABLE IN RESPECT OF THE TENDER AND PREFERENTIAL PROCUREMENT REGULATIONS, 2022

1. GENERAL CONDITIONS

1.1 The following preference point systems are applicable to invitations to tender:

- the 80/20 system for requirements with a Rand value of up to R50 000 000 (all applicable taxes included); and
- the 90/10 system for requirements with a Rand value above R50 000 000 (all applicable taxes included).

1.2 To be completed by the organ of state

(delete whichever is not applicable for this tender).

- a) ~~The applicable preference point system for this tender is the 90/10 preference point system.~~
- b) The applicable preference point system for this tender is the 80/20 preference point system.
- c) Either the 90/10 or 80/20 preference point system will be applicable in this tender. The lowest/highest acceptable tender will be used to determine the accurate system once tenders are received.

1.3 Points for this tender (even in the case of a tender for income-generating contracts) shall be awarded for:

- (a) Price; and
- (b) Specific Goals.

1.4 To be completed by the organ of state:

The maximum points for this tender are allocated as follows:

	POINTS
PRICE	80
SPECIFIC GOALS	20
Total points for Price and SPECIFIC GOALS	100

- 1.5 Failure on the part of a tenderer to submit proof or documentation required in terms of this tender to claim points for specific goals with the tender, will be interpreted to mean that preference points for specific goals are not claimed.
- 1.6 The organ of state reserves the right to require of a tenderer, either before a tender is adjudicated or at any time subsequently, to substantiate any claim in regard to preferences, in any manner required by the organ of state.

2. DEFINITIONS

- (a) **“tender”** means a written offer in the form determined by an organ of state in response to an invitation to provide goods or services through price quotations, competitive tendering process or any other method envisaged in legislation;
- (b) **“price”** means an amount of money tendered for goods or services, and includes all applicable taxes less all unconditional discounts;
- (c) **“rand value”** means the total estimated value of a contract in Rand, calculated at the time of bid invitation, and includes all applicable taxes;
- (d) **“tender for income-generating contracts”** means a written offer in the form determined by an organ of state in response to an invitation for the origination of income-generating contracts through any method envisaged in legislation that will result in a legal agreement between the organ of state and a third party that produces revenue for the organ of state, and includes, but is not limited to, leasing and disposal of assets and concession contracts, excluding direct sales and disposal of assets through public auctions; and
- (e) **“the Act”** means the Preferential Procurement Policy Framework Act, 2000 (Act No. 5 of 2000).

3. FORMULAE FOR PROCUREMENT OF GOODS AND SERVICES

3.1. POINTS AWARDED FOR PRICE

3.1.1 THE 80/20 OR 90/10 PREFERENCE POINT SYSTEMS

A maximum of 80 or 90 points is allocated for price on the following basis:

$$\begin{array}{ccc} \mathbf{80/20} & \mathbf{or} & \mathbf{90/10} \\ \\ \mathbf{Ps} = \mathbf{80} \left(\mathbf{1} - \frac{\mathbf{Pt} - \mathbf{Pmin}}{\mathbf{Pmin}} \right) & \mathbf{or} & \mathbf{Ps} = \mathbf{90} \left(\mathbf{1} - \frac{\mathbf{Pt} - \mathbf{Pmin}}{\mathbf{Pmin}} \right) \end{array}$$

Where

Ps = Points scored for price of tender under consideration

Pt = Price of tender under consideration

Pmin = Price of lowest acceptable tender

3.2. FORMULAE FOR DISPOSAL OR LEASING OF STATE ASSETS AND INCOME GENERATING PROCUREMENT

3.2.1. POINTS AWARDED FOR PRICE

A maximum of 80 or 90 points is allocated for price on the following basis:

$$\begin{array}{ccc} \mathbf{80/20} & \mathbf{or} & \mathbf{90/10} \\ \\ \mathbf{Ps} = \mathbf{80} \left(\mathbf{1} + \frac{\mathbf{Pt} - \mathbf{Pmax}}{\mathbf{Pmax}} \right) & \mathbf{or} & \mathbf{Ps} = \mathbf{90} \left(\mathbf{1} + \frac{\mathbf{Pt} - \mathbf{Pmax}}{\mathbf{Pmax}} \right) \end{array}$$

Where

Ps = Points scored for price of tender under consideration

Pt = Price of tender under consideration

Pmax = Price of highest acceptable tender

4. POINTS AWARDED FOR SPECIFIC GOALS

4.1. In terms of Regulation 4(2); 5(2); 6(2) and 7(2) of the Preferential Procurement Regulations, preference points must be awarded for specific goals stated in the tender. For the purposes of this tender the tenderer will be allocated points based on the goals stated in table 1 below as may be supported by proof/ documentation stated in the conditions of this tender:

4.2. In cases where organs of state intend to use Regulation 3(2) of the Regulations, which states that, if it is unclear whether the 80/20 or 90/10 preference point system applies, an organ of state must, in the tender documents, stipulate in the case of—

4.3.

(a) an invitation for tender for income-generating contracts, that either the 80/20 or 90/10 preference point system will apply and that the highest acceptable tender will be used to determine the applicable preference point system; or

(b) any other invitation for tender, that either the 80/20 or 90/10 preference point system will apply and that the lowest acceptable tender will be used to determine the applicable preference point system,

then the organ of state must indicate the points allocated for specific goals for both the 90/10 and 80/20 preference point system.

Table 1: Specific goals for the tender and points claimed are indicated per the table below.

(Note to organs of state: Where either the 90/10 or 80/20 preference point system is applicable, corresponding points must also be indicated as such.

Note to tenderers: The tenderer must indicate how they claim points for each preference point system.)

The specific goals allocated points in terms of this tender	Number of points allocated (90/10 system) (To be completed by the organ of state)	Number of points allocated (80/20 system) (To be completed by the organ of state)	Number of points claimed (90/10 system) (To be completed by the tenderer)	Number of points claimed (80/20 system) (To be completed by the tenderer)
Persons who had no franchise in national elections prior to 1983 and 1993 (Attach certified copy of South African ID as proof)	2	6		
Women (Attach Director's certified copy of South African ID as proof + company registration documents)	1	3		
Disabled persons (Attach letter from a Health Professional as proof)	1	2		
Promotion of SMMEs (Attach latest financial statement as proof)	1	2		
Enterprises located in Limpopo Province (Attach proof of address / Lease agreement as proof)	2	4		
Promotion of youth (Attach Director's certified copy)	1	1		

CONTRACT No. LDPWRI-B/20296

of South African ID as proof)				
South African owned enterprises (Attach Director's certified copy of South African ID as proof + company registration documents)	2	2		

DECLARATION WITH REGARD TO COMPANY/FIRM

4.4. Name of company/firm.....

4.5. Company registration number:

4.6. TYPE OF COMPANY/ FIRM


- Partnership/Joint Venture / Consortium
 - One-person business/sole propriety
 - Close corporation
 - Public Company
 - Personal Liability Company
 - (Pty) Limited
 - Non-Profit Company
 - State Owned Company
- [TICK APPLICABLE BOX]

4.7. I, the undersigned, who is duly authorised to do so on behalf of the company/firm, certify that the points claimed, based on the specific goals as advised in the tender, qualifies the company/ firm for the preference(s) shown and I acknowledge that:

- i) The information furnished is true and correct;
- ii) The preference points claimed are in accordance with the General Conditions as indicated in paragraph 1 of this form;
- iii) In the event of a contract being awarded as a result of points claimed as shown in paragraphs 1.4 and 4.2, the contractor may be required to furnish documentary proof to the satisfaction of the organ of state that the claims are correct;
- iv) If the specific goals have been claimed or obtained on a fraudulent basis or any of the conditions of contract have not been fulfilled, the organ of state may, in addition to any other remedy it may have –
 - (a) disqualify the person from the tendering process;
 - (b) recover costs, losses or damages it has incurred or suffered as a result of that person's conduct;
 - (c) cancel the contract and claim any damages which it has suffered as a result of having to make less favourable arrangements due to such cancellation;
 - (d) recommend that the tenderer or contractor, its shareholders and directors, or only the shareholders and directors who acted on a fraudulent basis, be restricted from obtaining business from any organ of state for a period not exceeding 10 years, after the *audi alteram partem* (hear the other side) rule has been applied; and

(e) forward the matter for criminal prosecution, if deemed necessary.

.....	
SIGNATURE(S) OF TENDERER(S)	
SURNAME AND NAME:
DATE:
ADDRESS:



DECLARATION OF CURRENT PROJECTS

Current value refers to current value of projects for both General Building (GB) and Civil Engineering (CE).

Please list the current projects which your company is busy executing in the table below.

If no projects at the moment the tender must indicate/write on this table.

Misrepresentation of facts will render your bid non-responsive.

Table 1 List of current projects executed by the bidder

1. Do you have the current projects being executed Yes/No?
2. Please note that it is compulsory to answer the question above and if the answer is yes, complete the table below. Failure by the service provider/tenderer to answer the question above or complete the table below will render their proposal not responsive and will not be considered.

Project Description	Project Value	Start date	Planned end date	Client Name	Contact Person number

Signed _____ Date _____

Name _____ Position _____


Enterprise _____



THE CONTRACT



PART C1: AGREEMENT AND CONTRACT DATA



C1.1. FORM OF OFFER AND ACCEPTANCE

Offer

The employer, identified in the acceptance signature block, has solicited offers to enter into a contract in respect of the following works:

DEMOLITIONS, REFURBISHMENT AND ADDITIONS AT NKGONYELETSE SECONDARY SCHOOL IN MALEGASANE VILLAGE, SEKHUKHUNE DISTRICT.

The tenderer, identified in the offer signature block, has examined the documents listed in the tender data and addenda thereto as listed in the tender schedules, and by submitting this offer has accepted the conditions of tender.

By the representative of the tenderer, deemed to be duly authorized, signing this part of the Form of Offer and Acceptance, the tenderer offers to perform all of the obligations and liabilities of the contractor under the contract including compliance with all its terms and conditions according to their true intent and meaning for an amount to be determined in accordance with the conditions of contract identified in the contract data.

THE OFFERED TOTAL OF THE PRICE INCLUSIVE OF VALUE ADDED TAX IS (CONTRACT PRICE)

Rand (in words); R.....

.....

(in figures) R.....

This offer may be accepted by the employer by signing the acceptance part of this form of offer and acceptance and returning one copy of this document to the tenderer before the end of the period of validity stated in the tender data, whereupon the tenderer becomes the party named as the contractor in the conditions of contract identified in the contract data.

Signature(s)

Name(s)

Capacity

For the tenderer:

Name & signature of witness

Date

Acceptance (To be completed by the employer – not the bidder)

By signing this part of this Form of Offer and Acceptance, the *Employer* identified below accepts the tenderer's Offer. In consideration thereof, the *Employer* shall pay the Consultant the amount due in accordance with the *conditions of contract* identified in the Contract Data. Acceptance of the tenderer's Offer shall form an agreement between the *Employer* and the tenderer upon the terms and conditions contained in this agreement and in the contract that is the subject of this agreement.

The terms of the contract, are contained in:

- Part C1 Agreements and Contract Data, (which includes this Form of Offer and Acceptance)
- Part C2 Pricing Data
- Part C3 Scope of Work

and drawings and documents (or parts thereof), which may be incorporated by reference into the above listed Parts.

Deviations from and amendments to the documents listed in the Tender Data and any addenda thereto listed in the Returnable Schedules as well as any changes to the terms of the Offer agreed by the tenderer and the *Employer* during this process of offer and acceptance, are contained in the Schedule of Deviations attached to and forming part of this Form of Offer and Acceptance. No amendments to or deviations from said documents are valid unless contained in this Schedule.

The tenderer shall within two weeks of receiving a completed copy of this agreement, including the Schedule of Deviations (if any), contact the *Employer's* agent (whose details are given in the Contract Data) to arrange the delivery of any securities, bonds, guarantees, proof of insurance and any other documentation to be provided in terms of the *conditions of contract* identified in the Contract Data. Failure to fulfil any of these obligations in accordance with those terms shall constitute a repudiation of this agreement.

Notwithstanding anything contained herein, this agreement comes into effect on the date when the tenderer receives one fully completed original copy of this document, including the Schedule of Deviations (if any). Unless the tenderer (now *Consultant*) within five working days of the date of such receipt notifies the *Employer* in writing of any reason why he cannot accept the contents of this agreement, this agreement shall constitute a binding contract between the Parties.

For the Employer

Signature

Name

Capacity

Name and address of organization

Signature and Name of Witness

Signature

Name

Capacity

Schedule of Deviations

1 Subject

 Details

.....

.....

.....

2 Subject

 Details

.....

.....

.....

3 Subject

 Details

.....

.....

.....

4 Subject

 Details

.....


.....

.....

By the duly authorised representatives signing this agreement, the *Employer* and the Tenderer agree to and accept the foregoing schedule of deviations as the only deviations from and amendments to the documents listed in the Tender Data and addenda thereto as listed in the returnable schedules, as well as any confirmation, clarification or changes to the terms of the offer agreed by the Tenderer and the *Employer* during this process of offer and acceptance.

It is expressly agreed that no other matter whether in writing, oral communication or implied during the period between the issue of the tender documents and the receipt by the tenderer of a completed signed copy of this Agreement shall have any meaning or effect in the contract between the parties arising from this agreement.

.....




C2.1 CONTRACT DATA

The Conditions of Contract are clauses 1 to 41 of the **JBCC Series 2000 Principal Building Agreement (Edition 4.1 of March 2005)** published by the Joint Building Contracts Committee.

Copies of these conditions of contract may be obtained from the Association of South African Quantity Surveyors (011-3154140), Master Builders Association (011-205-9000; 057- 3526269) South African Association of Consulting Engineers (011-4632022) or South African Institute of Architects (051-4474909; 011-4860684; 053-8312003;)

The JBCC Principal Building Agreement makes several references to the Contract Data for specific data, which together with these conditions collectively describe the risks, liabilities, and obligations of the contracting parties and the procedures for the administration of the Contract. The Contract Data shall have precedence in the interpretation of any ambiguity or inconsistency between it and the JBCC Principal Building Agreement.


The contractor shall achieve in the performance of the contract the Contract Participation Goals (CPG) relating to the engagement of targeted enterprises as established in the **CIDB Standard for Indirect Targeting for Enterprise Development through Construction Works Contracts Gazette Notice No. 36190 of 25 February 2013.**"



PART C2: PRICING DATA

C2.1 Pricing instruction

- The Bills of Quantities have been drawn up in accordance with the Standard System of Measuring Building Work in accordance with the provisions of the Model Bills of Quantities or Electrical Work, published by the South African Association of Quantity Surveyors, (July, 2005).
- The agreement is under the JBCC N/S Subcontractor Agreement for use with the JBCC PBA (Edition 4.1 code 2101 March 2005) form of contract with Preliminaries (Code 2103 May 2005) incorporating the State Provisions of cl 41.0.
- It will be assumed that prices included in the Bills of Quantities are based on Acts, Ordinances, Regulations, By-laws, International Standards and National Standards that were published 28 days before the closing date for tenders.
- The prices and rates in these Bills of Quantities are fully inclusive prices for the work described under the items. Such prices and rates cover all costs and expenses that may be required in and for the execution of the work described in accordance with the provisions of the Scope of Work, and shall cover the cost of all general risks, liabilities, and obligations set forth or implied in the Contract Data, as well as overhead charges and profit. These prices will be used as a basis for assessment of payment for additional work that may have to be carried out.
- An item against which no price is entered will be considered to be covered by the other prices or rates in the Bills of Quantities. A single lump sum will apply should a number of items be grouped together for pricing purposes.
- The Contract Data and the standard form of contract referenced therein must be studied for the full extent and meaning of each and every clause set out in Section 1 (Preliminaries) of the Bills of Quantities.
- The Bills of Quantities is not intended for the ordering of materials. Any ordering of materials, based on the Bills of Quantities, is at the Contractor's risk.
- The bidder shall set aside a minimum of 5 % of the project value for sub-contractor/s and determine the amount to be paid for the Contract Participation Goal (CPG).



PART C2.2: BILLS OF QUANTITIES

**LIMPOPO DEPARTMENT OF EDUCATION
DEMOLITIONS, REFURBISHMENT AND ADDITIONS AT
NKGONYELETSE SECONDARY SCHOOL**

Item No		Quantity	Rate	Amount
	<p><u>SECTION NO. 1</u></p> <p><u>BILL NO. 1</u></p> <p><u>PRELIMINARIES NOTES</u></p> <p><u>PREAMBLES</u></p> <p>NOTE : The tenderer is referred to the relevant clauses in the Model Preambles for Trades (2008 Edition) as issued by the Association of South African Quantity Surveyors before pricing this bill.</p> <p><u>NOTES</u></p> <p>i) The agreement is based on the JBCC Principal Building Agreement (version 4.1). The additions, deletions and alterations to the JBCC PBA and the <i>Principal Building Agreement: Contract Data</i> and these documents have been incorporated in the Contract section of this document. The tenderer is deemed to have referred to these documents for the full and meaning of each clause. The clauses are referred to by the number and heading only. Where standard clauses or options are not applicable to the contract such notifications or corrections are necessary are given under each relevant clause. Where an item is not relevant to this specific contract such item is marked. "N/A" signifying "Not Applicable".</p> <p>ii) The Preliminaries for use with the JBCC Series 2000 Preliminaries prepared by the Joint Building Contracts Committee, edition code 2103 March 2005 and shall be deemed to be incorporated herein</p> <p>iii) Tenderers are referred to the abovementioned documents for the full intent and meaning of each clause thereof (hereinafter referred to by heading and clause number only) for which such allowance must be made as may be considered necessary</p>			
	Carried Forward		R	
	<p>Section No. 1 PRELIMINARIES AND GENERAL Bill No. 1 Preliminaries and General</p>			

	Brought Forward		R	
	<p>iv) Where standard clause or alternatives are not entirely applicable to this contract such modification, corrections or supplements as will apply are given under each relevant clause heading</p> <p>v) Where any item is not relevant to this specific contract such item is marked N/A (signifying "not applicable")</p> <p>vi) If Alternative A as set out in clause B10.3 hereinafter is to be used for the adjustment of the preliminaries each item priced is to be allocated to one or more of the three categories, where "F" denotes a fixed amount (amount not to be varied) "V" denotes an amount variable in proportion to value and "T" denotes an amount in proportion to time.</p> <p><u>PRICING OF PRELIMINARIES</u></p> <p>Items not priced in these Preliminaries shall be deemed to be included elsewhere in these Bills of Quantities.</p> <p><u>SECTION A: JBCC PRINCIPAL BUILDING AGREEMENT - (Edition 4.1, March 2005)</u></p> <p><u>DEFINITIONS AND INTERPRETATION (A1)</u></p>			
1/1/1	<p>Clause 1.0</p> <p>F:..... V:..... T:.....</p>	Item		
	<p><u>OFFER, ACCEPTANCE AND PERFORMANCE OBLIGATIONS (A2)</u></p>			
1/1/2	<p>Clause 2.0</p> <p>F:..... V:..... T:.....</p>	Item		
	<p><u>DOCUMENTS (A3)</u></p>			
1/1/3	<p>Clause 3.0</p> <p>F:..... V:..... T:.....</p>	Item		
	Carried Forward		R	
	<p>Section No. 1 PRELIMINARIES AND GENERAL Bill No. 1 Preliminaries and General</p>			

	Brought Forward		R	
	<u>DESIGN RESPOSIBILITY (A4)</u>			
1/1/4	Clause 4.0 F:..... V:..... T:.....	Item		
	<u>EMPLOYERS AGENTS (A5)</u>			
1/1/5	Clause 5.0 F:..... V:..... T:.....	Item		
	<u>SITE REPRESENTATIVE (A6)</u>			
1/1/6	Clause 6.0 F:..... V:..... T:.....	Item		
	<u>COMPLIANCE WITH LAWS AND REGULATIONS (A7)</u>			
1/1/7	Clause 7.0 F:..... V:..... T:.....	Item		
	<u>INSURANCE AND SECURITY</u>			
	<u>WORKS RISK (A8)</u>			
1/1/8	Clause 8.0 F:..... V:..... T:.....	Item		
	<u>INDEMNITIES (A9)</u>			
1/1/9	Clause 9.0 F:..... V:..... T:.....	Item		
	Carried Forward		R	
	Section No. 1 PRELIMINARIES AND GENERAL Bill No. 1 Preliminaries and General			

**LIMPOPO DEPARTMENT OF EDUCATION
DEMOLITIONS, REFURBISHMENT AND ADDITIONS AT
NKGONYELETSE SECONDARY SCHOOL**

	Brought Forward		R	
	<u>WORKS INSURANCES (A10)</u>			
1/1/10	Clause 10.0 F:..... V:..... T:.....	Item		
	<u>LIABILITY INSURANCES (A11)</u>			
1/1/11	Clause 11.0 F:..... V:..... T:.....	Item		
	<u>EFFECTING INSURANCES (A12)</u>			
1/1/12	Clause 12.0 F:..... V:..... T:.....	Item		
	<u>NO CLAUSE (A13)</u>			
1/1/13	Clause 13.0 F:..... V:..... T:.....	Item		
	<u>SECURITY (A14)</u>			
1/1/14	Clause 14.0 F:..... V:..... T:.....	Item		
	Carried Forward		R	
	Section No. 1 PRELIMINARIES AND GENERAL Bill No. 1 Preliminaries and General			

	Brought Forward		R	
	<u>EXECUTION</u>			
	<u>PREPARATION FOR AND EXECUTION OF THE WORKS (A15)</u>			
1/1/15	Clause 15.0 F:..... V:..... T:.....	Item		
	<u>ACCESS TO THE WORKS (A13)</u>			
1/1/16	Clause 16.0 F:..... V:..... T:.....	Item		
	<u>CONTRACT INSTRUCTION (A17)</u>			
1/1/17	Clause 17.0 F:..... V:..... T:.....	Item		
	<u>SETTING OUT OF THE WORKS (A18)</u>			
1/1/18	Clause 18.0 F:..... V:..... T:.....	Item		
	<u>ASSIGNMENT (A19)</u>			
1/1/19	Clause 19.0 F:..... V:..... T:.....	Item		
	<u>NOMINATED SUBCONTRACTORS (A20)</u>			
1/1/20	Clause 20.0 F:..... V:..... T:.....	Item		
	Carried Forward		R	
	Section No. 1 PRELIMINARIES AND GENERAL Bill No. 1 Preliminaries and General			

	Brought Forward		R	
	<u>SELECTED SUBCONTRACTORS (A21)</u>			
1/1/21	Clause 21.0 F:..... V:..... T:.....	Item		
	<u>EMPLOYERS DIRECT CONTRACTORS (A22)</u>			
1/1/22	Clause 22.0 F:..... V:..... T:.....	Item		
	<u>CONTRACTORS DOMESTIC SUBCONTRACTORS (A23)</u>			
1/1/23	Clause 23.0 F:..... V:..... T:.....	Item		
	<u>COMPLETION</u>			
	<u>PRACTICAL COMPLETION (A24)</u>			
1/1/24	Clause 24.0 Contract Period: The period commencing on actual Site hand over date to the Contractor and ending on the date of Practical Completion or authorised extensions thereto including all Annual Industrial Holiday Periods, Sundays and Public Holidays. F:..... V:..... T:.....	Item		
	<u>WORKS COMPLETION (A25)</u>			
1/1/25	Clause 25.0 F:..... V:..... T:.....	Item		
	Carried Forward		R	
	Section No. 1 PRELIMINARIES AND GENERAL Bill No. 1 Preliminaries and General			

	Brought Forward		R	
	<u>FINAL COMPLETION (A26)</u>			
1/1/26	Clause 26.0 F:..... V:..... T:.....	Item		
	<u>LATENT DEFECT'S LIABILITY PERIOD (A27)</u>			
1/1/27	Clause 27.0 F:..... V:..... T:.....	Item		
	<u>SECTIONAL COMPLETION (A28)</u>			
1/1/28	Clause 28.0 F:..... V:..... T:.....	Item		
	<u>REVISION OF THE DATE FOR PRACTICAL COMPLETION (A29)</u>			
1/1/29	Clause 29.0 F:..... V:..... T:.....	Item		
	<u>PENALTY FOR LATE OR NON-COMPLETION (A30)</u>			
1/1/30	Clause 30.0 F:..... V:..... T:.....	Item		
	<u>PAYMENT</u>			
	<u>INTERIM PAYMENT TO THE CONTRACTOR (A31)</u>			
1/1/31	Clause 31.0 F:..... V:..... T:.....	Item		
	Carried Forward		R	
	Section No. 1 PRELIMINARIES AND GENERAL Bill No. 1 Preliminaries and General			

	Brought Forward		R	
	<u>ADJUSTMENT OF THE CONTRACT VALUE (A32)</u>			
1/1/32	Clause 32.0 F:..... V:..... T:.....	Item		
	<u>RECOVERY OF EXPENSE AND/OR LOSS (A33)</u>			
1/1/33	Clause 33.0 F:..... V:..... T:.....	Item		
	<u>FINAL ACCOUNT AND FINAL PAYMENT (A34)</u>			
1/1/34	Clause 34.0 F:..... V:..... T:.....	Item		
	<u>PAYMENT TO OTHER PARTIES (A35)</u>			
1/1/35	Clause 35.0 F:..... V:..... T:.....	Item		
	<u>CANCELLATION</u>			
	<u>CANCELLATION BY EMPLOYER - CONTRACTOR'S DEFAULT (A36)</u>			
1/1/36	Clause 36.0 F:..... V:..... T:.....	Item		
	<u>CANCELLATION BY EMPLOYER - LOSS AND DAMAGE (A37)</u>			
1/1/37	Clause 37.0 F:..... V:..... T:.....	Item		
	Carried Forward		R	
	Section No. 1 PRELIMINARIES AND GENERAL Bill No. 1 Preliminaries and General			

	Brought Forward		R	
	<p><u>CANCELLATION BY CONTRACTOR - EMPLOYER'S DEFAULT (A38)</u></p> <p>1/1/38 Clause 38.0</p> <p>F:..... V:..... T:.....</p>	Item		
	<p><u>CANCELLATION - CESSATION OF THE WORKS (A39)</u></p> <p>1/1/39 Clause 39.0</p> <p>F:..... V:..... T:.....</p>	Item		
	<p><u>CANCELLATION - CESSATION OF THE WORKS (A39)</u></p> <p>1/1/40 Clause 39.0</p> <p>F:..... V:..... T:.....</p>	Item		
	<p><u>DISPUTE</u></p> <p><u>SETTLEMENT OF DISAGREEMENTS AND DISPUTES (A40)</u></p> <p>1/1/41 Clause 40.0</p> <p>F:..... V:..... T:.....</p>	Item		
	<p><u>SUBSTITUTE PROVISIONS</u></p> <p><u>STATE CLAUSES (A41)</u></p> <p>1/1/42 Clause 41.0</p> <p>F:..... V:..... T:.....</p>	Item		
	Carried Forward		R	
	<p>Section No. 1 PRELIMINARIES AND GENERAL Bill No. 1 Preliminaries and General</p>			

	Brought Forward		R	
	<p><u>SCHEDULE OF VARIABLES (A42)</u></p> <p>1/1/43 Clause 42.0</p> <p>F:..... V:..... T:.....</p> <p><u>AGREEMENT</u></p> <p><u>AGREEMENT</u></p>	Item		
	<p>1/1/44 Clause</p> <p>F:..... V:..... T:.....</p> <p>Information necessary for completion of those clauses contained in the schedule which are necessary for tender purposes is given hereunder</p> <p><u>CONTRACT DETAILS</u></p> <p>Works Description:</p> <p>Demolishing of administration block, Refurbishment of 23 classrooms & 12 enviro-loo toilets and Construction of medium administration, 6 seat waterborne and 12 seat enviro-loo toilets, as well as related external works</p> <p>Site Description:</p> <p>Nkgonyeletse Secondary School Ga-Mashabela, Malegasane, Limpopo Province</p> <p>Work for installation by direct contractors: TBC</p> <p>This agreement is for a government contract: Yes</p> <p>Date on which possession of the site is intended to be given: TBC</p> <p>Period for the commencement of the works after the contractor takes possession of the site: 10 days</p>	Item		
	Carried Forward		R	
	<p>Section No. 1 PRELIMINARIES AND GENERAL Bill No. 1 Preliminaries and General</p>			

**LIMPOPO DEPARTMENT OF EDUCATION
DEMOLITIONS, REFURBISHMENT AND ADDITIONS AT
NKGONYELETSE SECONDARY SCHOOL**

	Brought Forward		R	
	<p>Completions in sections are required: No</p> <p>Intended date of practical completion and the penalty per calendar day for the works as a whole:</p> <p>R 5 000.00</p> <p>Contract duration : 20 months including national builder's break</p> <p>SPECIAL COMPLETION REQUIREMENTS</p> <p>Beneficial occupation dates: TBC</p> <p>Tenant Installations beneficial occupation</p> <p>F..... V..... T</p>			
1/1/45	<p>Arbitration rules as recommended by the Association of Arbitrators (SA)</p> <p>F V T</p>	Item		
1/1/46	<p>The law applicable to this agreement shall be that of South Africa</p> <p>F V T</p>	Item		
1/1/47	<p><u>INSURANCES</u></p> <p>Contract works insurance to be effected by: Contractor</p> <p>For the amount of: The Contract Sum plus 20% with deductible of R20 000.00</p> <p>Notwithstanding the provisions of Clause 41.3.2, the first amount deductible will be for the Contractor's account</p> <p>SASRIA insurance required:</p> <p>F:..... V:..... T:.....</p>	Item		
	Carried Forward		R	
	<p>Section No. 1 PRELIMINARIES AND GENERAL Bill No. 1 Preliminaries and General</p>			

**LIMPOPO DEPARTMENT OF EDUCATION
DEMOLITIONS, REFURBISHMENT AND ADDITIONS AT
NKGONYELETSE SECONDARY SCHOOL**

	Brought Forward		R	
1/1/48	<p>Public liability insurance to be effected by Contractor For the amount of: R 10 000 000.00 With a deductible of: R 10 000.00 per claim</p> <p>F:..... V:..... T:.....</p> <p><u>DOCUMENT</u></p> <p>Waivers of contractors lien is required: Yes</p> <p>Number of construction document copies to be supplied free of charge: 3</p> <p>Number of days for submission of priced documents: TBA</p> <p>Notwithstanding the provisions of the above clause, no payments will be certified unless the priced documents are agreed with the Quantity Surveyors.</p> <p>JBCC Engineering General Conditions are to be included in the documents: No</p> <p>Alternative if contract value is not adjusted using Contract Price Adjustment Provision: N/A</p> <p>Tender Price is requested for Fixed Rates.</p> <p>Details of changes made to the provision of JBCC standard documentation:.....</p> <p>The Contractor shall issue a Tax Invoice immediately to enable the Employer to process payment.</p>	Item		
	Carried Forward		R	
	<p>Section No. 1 PRELIMINARIES AND GENERAL Bill No. 1 Preliminaries and General</p>			

	Brought Forward		R	
	<u>SECTION B: PRELIMINARIES</u>			
	<u>Definition and interpretation (B1)</u>			
1/1/49	Definition and interpretation (B1.1 - B1.6.5) F:..... V:..... T:.....	Item		
	<u>Documents (B2)</u>			
1/1/50	Checking of documents (B2.1) F:..... V:..... T:.....	Item		
1/1/51	These bills of quantities contain pages and annexures as indexed on the flyleaf The items in these bills of quantities are to be read and priced in conjunction with the descriptions regarded as amplified by the Model Preambles for Trades as recommended and published by the Association of South African Quantity Surveyors, 2008 edition, and no claim arising from brevity of description of items fully described in the said Model Preambles for Trades will be entertained. F:..... V:..... T:.....	Item		
1/1/52	Provisional bills of quantities (B2.2) F:..... V:..... T:.....	Item		
1/1/53	Availability of construction documentation for contracts based on provisional bills of quantities (B2.3) F:..... V:..... T:.....	Item		
1/1/54	Interests of agents (B2.4) F:..... V:..... T:.....	Item		
	Carried Forward		R	
	Section No. 1 PRELIMINARIES AND GENERAL Bill No. 1 Preliminaries and General			

**LIMPOPO DEPARTMENT OF EDUCATION
DEMOLITIONS, REFURBISHMENT AND ADDITIONS AT
NKGONYELETSE SECONDARY SCHOOL**

Brought Forward			R
1/1/55	Priced documents (B2.5) F:..... V:..... T:.....	Item	
1/1/56	Tender submission (B2.6) F:..... V:..... T:.....	Item	
1/1/57	Notwithstanding anything contained in this clause tenders shall be valid for a period of 90 days from the closing date of tenders F:..... V:..... T:.....	Item	
<u>The site (B3)</u>			
1/1/58	Defined works area (B3.1) F:..... V:..... T:.....	Item	
1/1/59	The area of the works to be occupied by the contractor, any restriction on the area and the limit of access or exit will be pointed out to the contractor by the principal agent at the official site briefing meeting. Site Meeting Date: TBC The meeting will be held at: TBC Tenderers are advise to arrive at least one hour earlier for the briefing meeting in order to avoid delays related to locating the venue. F:..... V:..... T:.....	Item	
1/1/60	Inspection of the site (B3.3) F:..... V:..... T:.....	Item	
Carried Forward			R
Section No. 1 PRELIMINARIES AND GENERAL Bill No. 1 Preliminaries and General			

**LIMPOPO DEPARTMENT OF EDUCATION
DEMOLITIONS, REFURBISHMENT AND ADDITIONS AT
NKGONYELETSE SECONDARY SCHOOL**

Brought Forward			R
1/1/61	<p>A compulsory briefing meeting with representatives of the Employer will not take place due to the Covid-19 Lockdown restrictions. However, tenderers are welcomed to make arrangements to visit the site on a non-compulsory basis at the Nkgonyeletse Secondary School</p> <p>F:..... V:..... T:.....</p>	Item	
1/1/62	<p>Existing premises occupied (B3.4)</p> <p>F:..... V:..... T:.....</p>	Item	
1/1/63	<p>Previous work - dimensional accuracy (B3.5)</p> <p>F:..... V:..... T:.....</p>	Item	
1/1/64	<p>Previous work - defects (B3.6)</p> <p>F:..... V:..... T:.....</p>	Item	
1/1/65	<p>Services - known (B3.7)</p> <p>F:..... V:..... T:.....</p>	Item	
1/1/66	<p>Services - unknown (B3.8)</p> <p>F:..... V:..... T:.....</p>	Item	
1/1/67	<p>Protection of trees etc (B3.9)</p> <p>F:..... V:..... T:.....</p>	Item	
1/1/68	<p>Articles of value (B3.10)</p> <p>F:..... V:..... T:.....</p>	Item	
Carried Forward			R
<p>Section No. 1 PRELIMINARIES AND GENERAL Bill No. 1 Preliminaries and General</p>			

**LIMPOPO DEPARTMENT OF EDUCATION
DEMOLITIONS, REFURBISHMENT AND ADDITIONS AT
NKGONYELETSE SECONDARY SCHOOL**

	Brought Forward		R	
1/1/69	Inspection of adjoining properties etc (B3.11) F:..... V:..... T:.....	Item		
	<u>Management of contract (B4)</u>			
1/1/70	Management of the works (B4.1) The contractor is to submit with his tender a synopsis of the proposed management team envisaged for this project. F:..... V:..... T:.....	Item		
1/1/71	Programme for the works The contractor is to submit with his tender a detailed program outlining the envisaged programming of the works F:..... V:..... T:.....	Item		
1/1/72	Progress meetings (B4.3) F:..... V:..... T:.....	Item		
1/1/73	Technical meetings (B4.4) F:..... V:..... T:.....	Item		
	<u>Samples and shop drawings and manufacturer's instructions (B5)</u>			
1/1/74	Samples of materials (B5.1) F:..... V:..... T:.....	Item		
1/1/75	Workmanship samples (B5.2) F:..... V:..... T:.....	Item		
	Carried Forward		R	
	Section No. 1 PRELIMINARIES AND GENERAL Bill No. 1 Preliminaries and General			

**LIMPOPO DEPARTMENT OF EDUCATION
DEMOLITIONS, REFURBISHMENT AND ADDITIONS AT
NKGONYELETSE SECONDARY SCHOOL**

	Brought Forward		R	
1/1/76	Shop drawings (B5.3) F:..... V:..... T:.....	Item		
<u>Temporary works and plant (B6)</u>				
1/1/77	Deposits and fees (B6.1) F:..... V:..... T:.....	Item		
1/1/78	Enclosure of the works (B6.2) F:..... V:..... T:.....	Item		
1/1/79	Advertising (B6.3) F:..... V:..... T:.....	Item		
1/1/80	Plant, equipment, sheds and offices (B6.4) F:..... V:..... T:.....	Item		
1/1/81	Main notice board (B6.5) Provision shall be made for 1 set of Professional boards Lettering shall include 1 logo not exceeding 200 x 200mm per consultant and contractor all in colour and 1 Limpopo Department of Education chromadek signage board that must be 2 x 4m. F:..... V:..... T:.....	Item		
1/1/82	Subcontractors notice board (B6.6) F:..... V:..... T:.....	Item		
Carried Forward				
	Section No. 1 PRELIMINARIES AND GENERAL Bill No. 1 Preliminaries and General		R	

**LIMPOPO DEPARTMENT OF EDUCATION
DEMOLITIONS, REFURBISHMENT AND ADDITIONS AT
NKGONYELETSE SECONDARY SCHOOL**

	Brought Forward		R	
	<u>Temporary services (B7)</u>			
1/1/83	Location (B7.1) F:..... V:..... T:.....	Item		
1/1/84	Water (B7.2) Alternative A F:..... V:..... T:.....	Item		
1/1/85	Electricity (B7.3) Alternative A F:..... V:..... T:.....	Item		
1/1/86	Telecommunication equipment (B7.4) Alternative A F:..... V:..... T:.....	Item		
1/1/87	Ablution facilities (B7.5) Alternative A F:..... V:..... T:.....	Item		
	<u>Prime cost amounts (B8)</u>			
1/1/88	Responsibility for prime cost amounts (B8.1) F:..... V:..... T:.....	Item		
	<u>Attendance on N/S Subcontractors (B9)</u>			
1/1/89	General attendance (B9.1) F:..... V:..... T:.....	Item		
	Carried Forward		R	
	Section No. 1 PRELIMINARIES AND GENERAL Bill No. 1 Preliminaries and General			

**LIMPOPO DEPARTMENT OF EDUCATION
DEMOLITIONS, REFURBISHMENT AND ADDITIONS AT
NKGONYELETSE SECONDARY SCHOOL**

	Brought Forward		R	
1/1/90	Special attendance (B9.2) F:..... V:..... T:.....	Item		
1/1/91	Commissioning - Fuel, water and power (B9.3) F:..... V:..... T:.....	Item		
	<u>Financial aspects (B10)</u>			
1/1/92	Statutory taxes, duties and levies (B10.1) F:..... V:..... T:.....	Item		
1/1/93	Provision for Value Added Tax (VAT) is made in the Final Summary F:..... V:..... T:.....	Item		
1/1/94	Payment of preliminaries (B10.2) F:..... V:..... T:.....	Item		
1/1/95	Adjustment of preliminaries (B10.3) F:..... V:..... T:.....	Item		
1/1/96	Payment certificate cash flow (B10.4) F:..... V:..... T:.....	Item		
1/1/97	Contractor information supply (B10.5) F:..... V:..... T:.....	Item		
	Carried Forward		R	
	Section No. 1 PRELIMINARIES AND GENERAL Bill No. 1 Preliminaries and General			

**LIMPOPO DEPARTMENT OF EDUCATION
DEMOLITIONS, REFURBISHMENT AND ADDITIONS AT
NKGONYELETSE SECONDARY SCHOOL**

	Brought Forward		R	
	<u>General (B11)</u>			
1/1/98	Protection of works (B11.1) F:..... V:..... T:.....	Item		
1/1/99	Protection/isolation of existing/sectionally occupied works (B11.2) F:..... V:..... T:.....	Item		
1/1/100	Site security (B11.3) F:..... V:..... T:.....	Item		
1/1/101	Notice before covering work (B11.4) F:..... V:..... T:.....	Item		
1/1/102	Disturbance (B11.5) F:..... V:..... T:.....	Item		
1/1/103	Works cleaning and clearing (B11.6) F:..... V:..... T:.....	Item		
1/1/104	Vermin (B11.7) F:..... V:..... T:.....	Item		
1/1/105	Overhand work (B11.8) F:..... V:..... T:.....	Item		
	Carried Forward		R	
	Section No. 1 PRELIMINARIES AND GENERAL Bill No. 1 Preliminaries and General			

Brought Forward		R
<u>Schedule of variables (B12)</u>		
1/1/106	<p>Pre-tender information (B12.1)</p> <p>F:..... V:..... T:.....</p> <p>Information necessary for elections and completion of those clauses contained in the schedule which are necessary for tender purposes is given hereunder. Where no information is given it shall mean that either no details or specific requirements are available or that the clause is not relevant to this specific contract</p>	Item
1/1/107	<p>12.1.1 Provisional bills of quantities (B2.2) The quantities are provisional: Yes</p> <p>F:..... V:..... T:.....</p>	Item
1/1/108	<p>12.1.2 Availability of construction documentation (B2.3) Construction documentation is not complete: Yes</p> <p>F:..... V:..... T:.....</p>	Item
1/1/109	<p>12.1.3 Interest of agents (B2.4)</p> <p>F:..... V:..... T:.....</p>	Item
1/1/110	<p>12.1.4 Defined works area (B3.1)</p> <p>F:..... V:..... T:.....</p>	Item
1/1/111	<p>12.1.5 Geotechnical investigation (B3.2)</p> <p>F:..... V:..... T:.....</p>	Item
1/1/112	<p>12.1.6 Existing premises occupied (B3.4)</p> <p>F:..... V:..... T:.....</p>	Item
Carried Forward		R
<p>Section No. 1 PRELIMINARIES AND GENERAL Bill No. 1 Preliminaries and General</p>		

**LIMPOPO DEPARTMENT OF EDUCATION
DEMOLITIONS, REFURBISHMENT AND ADDITIONS AT
NKGONYELETSE SECONDARY SCHOOL**

Brought Forward			R
1/1/113	<p>12.1.7 Services - known (B3.7)</p> <p>F:..... V:..... T:.....</p>	Item	
1/1/114	<p>12.1.8 Protection of trees (B3.9)</p> <p>F:..... V:..... T:.....</p>	Item	
1/1/115	<p>12.1.9 Inspection of adjoining properties (B3.11)</p> <p>F:..... V:..... T:.....</p>	Item	
1/1/116	<p>12.1.10 Enclosure of the works (B6.2)</p> <p>F:..... V:..... T:.....</p>	Item	
1/1/117	<p>12.1.11 Offices (B6.4.3)</p> <p>F:..... V:..... T:.....</p>	Item	
1/1/118	<p>12.1.12 Main notice board (B6.5)</p> <p>Provision shall be made for 1 set of Professional boards</p> <p>Lettering shall include 1 logo not exceeding 200 x 200mm per consultant and contractor all in colour and 1 Limpopo Department of Education chromadek signage board that must be 2 x 4m.</p> <p>F:..... V:..... T:.....</p>	Item	
1/1/119	<p>12.1.13 Subcontractors notice board (B6.6)</p> <p>A notice board is required: No</p> <p>F:..... V:..... T:.....</p>	Item	
Carried Forward			R
<p>Section No. 1 PRELIMINARIES AND GENERAL Bill No. 1 Preliminaries and General</p>			

**LIMPOPO DEPARTMENT OF EDUCATION
DEMOLITIONS, REFURBISHMENT AND ADDITIONS AT
NKGONYELETSE SECONDARY SCHOOL**

	Brought Forward		R	
1/1/120	<p>12.1.14 Water (B7.2) Alternative Selected: A</p> <p>The contractor shall make provision for water connection requirements that will enable them to carry out works around the site. The contractor shall apply for all necessary supply connections requirements with the Local Authority. Should the local authority refuse services supply to site, the contractor shall connect to any other existing services pointed to him by the Principal Agent in the same manner that the Local authority would have supplied services to site ie in compliance with the specifications of the Local authority.</p> <p>F:..... V:..... T:.....</p>	Item		
1/1/121	<p>12.1.15 Electricity (B7.3) Alternative selected: A</p> <p>The contractor shall make provision for electrical power connection requirements that will enable them to carry out works around the site. The contractor shall apply for all necessary supply connections requirements with the Local authority. The contractor shall connect to any other existing services pointed to him by the Principal Agent in the same manner that the Local authority would have supplied services to site ie in compliance with the specifications of the Local authority.</p> <p>F:..... V:..... T:.....</p>	Item		
	Carried Forward		R	
	<p>Section No. 1 PRELIMINARIES AND GENERAL Bill No. 1 Preliminaries and General</p>			

**LIMPOPO DEPARTMENT OF EDUCATION
DEMOLITIONS, REFURBISHMENT AND ADDITIONS AT
NKGONYELETSE SECONDARY SCHOOL**

Brought Forward			R
1/1/122	<p>12.1.16 Telecommunications (B7.4) Alternative selected: A</p> <p>The contractor shall make provision for telephone connection requirements that will enable them to carry out works around the site. The contractor shall apply for all necessary supply connections requirements with the relevant Agency. Should the Agency refuse services supply to site, the contractor shall connect to any other existing services pointed to him by the Principal Agent in the same manner that the Agency would have supplied services to site ie in compliance wit the specifications of the Agency.</p> <p>F:..... V:..... T:.....</p>	Item	
1/1/123	<p>12.1.17 Ablution facilities (B7.5) Alternative selected: A</p> <p>The contractor shall make provision for sewer connection requirements that will enable them to carry out works around the site. The contractor shall apply for all necessary supply connections requirements with the Local authority. The contractor shall connect to any other existing services pointed to him by the Principal Agent in the same manner that the Local authority would have supplied services to site ie in compliance wit the specifications of the Local authority.</p> <p>F:..... V:..... T:.....</p>	Item	
1/1/124	<p>12.1.8 Special attendance (B9.2)</p> <p>F:..... V:..... T:.....</p>	Item	
1/1/125	<p>12.1.19 Protection of the works (B11.1)</p> <p>F:..... V:..... T:.....</p>	Item	
Carried Forward			R
<p>Section No. 1 PRELIMINARIES AND GENERAL Bill No. 1 Preliminaries and General</p>			

**LIMPOPO DEPARTMENT OF EDUCATION
DEMOLITIONS, REFURBISHMENT AND ADDITIONS AT
NKGONYELETSE SECONDARY SCHOOL**

	Brought Forward		R	
1/1/126	<p>12.1.20 Protection of existing/sectionally occupied works (B11.2) Protection is required: Yes</p> <p>The contractor shall conduct an as built survey (photographic and written) prior to commencing works. All damage caused by the Contractor during the contract shall be rectified at the Contractors cost.</p> <p>F:..... V:..... T:.....</p>	Item		
1/1/127	<p>12.1.21 Disturbance (B11.5)</p> <p>F:..... V:..... T:.....</p>	Item		
1/1/128	<p>Post tender information (B12.2)</p> <p>F:..... V:..... T:.....</p>	Item		
1/1/129	<p>12.2.1 Payment of preliminaries Alternative selected: (A or B)</p> <p>F:..... V:..... T:.....</p>	Item		
1/1/130	<p>12.2.2 Adjustment of preliminaries Alternative selected: (A or B)</p> <p>F:..... V:..... T:.....</p>	Item		
1/1/131	<p>12.2.3 Additional agreed preliminaries items</p> <p>F:..... V:..... T:.....</p>	Item		
	Carried Forward		R	
	<p>Section No. 1 PRELIMINARIES AND GENERAL Bill No. 1 Preliminaries and General</p>			

	Brought Forward		R	
	<u>SECTION C: SPECIFIC PRELIMINARIES</u>			
1/1/132	<p>GUARANTEE</p> <p>Where guarantees are called for, the contractor shall obtain a written guarantee, addressed to the employer, from the firm supplying the materials and/or doing the work and shall deliver same to the principal agent on the certified completion of the contract. The guarantee shall state that workmanship, materials and installation are guaranteed for a specified period from the date of certified completion of the contract, and that any defects that may arise during the specified period shall be made good at the expense of the firm supplying the materials and/or doing the work, upon written notice from the principal agent to do so. This guarantee will not be enforced if the work is damaged by structural defects in the building in which case the responsibility for replacement shall rest entirely with the contractor unless found to be as a result of a design fault.</p> <p>F:..... V:..... T:.....</p>	Item		
1/1/133	<p>SHOP DRAWINGS</p> <p>The contractor and/or nominated/selected sub-contractor shall prepare and submit, at his own expense, three (3) copies of shop drawings of all fabricated work, working or setting out drawings shop details and schedules to the principal agent for approval prior to commencement of manufacture.</p> <p>Correction of shop drawings shall not constitute a change in scope of work unless the contractor notifies the Principal Agent in writing within seven (7) calendar days and shall not proceed with fabrication until so authorised by the principal agent</p> <p>F:..... V:..... T:.....</p>	Item		
	Carried Forward		R	
	<p>Section No. 1 PRELIMINARIES AND GENERAL Bill No. 1 Preliminaries and General</p>			

	Brought Forward		R	
1/1/134	<p>SAMPLES</p> <p>Samples are physical examples furnished by the contractor to illustrate materials, equipment or workmanship and to establish standards by which the work will be judged. The contractor shall furnish without delay such samples and "mock ups" as may be called for by the Principal Agent, who may reject all material and workmanship not corresponding with the approved samples.</p> <p>Samples must be submitted in duplicate or as instructed and must allow a reasonable time for their consideration.</p> <p>Samples must be properly labelled with the project name and location, contractor's name, the type, finish composition of materials date of submission and the contract document reference in which the project is identified.</p> <p>F:..... V:..... T:.....</p>	Item		
1/1/135	<p>SITE INSTRUCTIONS</p> <p>Site instructions issued are to be recorded in triplicate in a site instruction book which is to be maintained on site by the contractor.</p> <p>Site instructions to the various sub-contractors may be issued only by the Principal Agent and must be issued via the contractor.</p> <p>Copies of all site instructions issued are to be submitted for the principal agent and the quantity surveyors within two (2) days of issue.</p> <p>F:..... V:..... T:.....</p>	Item		
	Carried Forward		R	
	<p>Section No. 1 PRELIMINARIES AND GENERAL Bill No. 1 Preliminaries and General</p>			

	Brought Forward		R	
1/1/136	<p>OVERTIME</p> <p>Should overtime be required to be worked for any reason whatsoever, the costs of such overtime are to be borne by the contractor unless the Principal Agent has specifically authorised in writing, prior to the execution thereof, that costs for such overtime are to be borne by the employer.</p> <p>F:..... V:..... T:.....</p>	Item		
1/1/137	<p>CO-OPERATION OF CONTRACTOR FOR COST CONTROL</p> <p>It is specifically agreed that the contractor accepts the obligation of assisting the professional consultants in implementing proper cost control in an effort to prevent the final building cost from exceeding the budget.</p> <p>It is specifically agreed that the professionals and the contractor will endeavour to agree and sign off variations within sixty days of them arising.</p> <p>F:..... V:..... T:.....</p>	Item		
1/1/138	<p>SITE LEVELS</p> <p>Before commencement of the works, the contractor shall carry out and provide the principal agent, for approval, a survey of the existing site levels in sufficient details to enable the preparation of a final account.</p> <p>F:..... V:..... T:.....</p>	Item		
1/1/139	<p>PROPRIETARY BRANDED PRODUCTS</p> <p>The contractor shall take delivery of, handle, store, use apply and/or fix all proprietary branded products in strict accordance with the manufacturers' instruction after consultation with the manufacturer's authorised representative</p> <p>F:..... V:..... T:.....</p>	Item		
	Carried Forward		R	
	<p>Section No. 1 PRELIMINARIES AND GENERAL Bill No. 1 Preliminaries and General</p>			

	Brought Forward		R	
1/1/140	<p>AS BUILT DRAWINGS</p> <p>The position of construction breaks and the extent of individual concrete pours are to be recorded by the contractor on the structural engineer's drawings and are to be submitted to the principal agent and the structural engineer for their records.</p> <p>F:..... V:..... T:.....</p>	Item		
1/1/141	<p>OCCUPATIONAL HEALTH AND SAFETY ACT</p> <p>In terms of the Occupational Health and Safety Regulations promulgated on 18 July 2003 and any latest editions/amendments, it will be expected from the contractor to comply fully with and adhere to all such regulations pertaining to this project as no claims in this regard will be entertained.</p> <p>F: V: T:</p>	Item		
1/1/142	<p>COVID-19 RELATED ITEMS</p> <p>In terms of the latest Covid-19 regulations and requirements, it will be expected from the contractor to comply fully with and adhere to all such regulations pertaining to this project as no claims in this regard will be entertained.</p> <p>F: V: T:</p>	Item		
Carried to Final Summary			R	
<p>Section No. 1 PRELIMINARIES AND GENERAL Bill No. 1 Preliminaries and General</p>				

**LIMPOPO DEPARTMENT OF EDUCATION
DEMOLITIONS, REFURBISHMENT AND ADDITIONS AT
NKGONYELETSE SECONDARY SCHOOL**

Item No		Quantity	Rate	Amount
	<p><u>SECTION NO. 2</u></p> <p><u>BILL NO. 1</u></p> <p><u>EARTHWORKS (PROVISIONAL)</u></p> <p><u>PREAMBLES</u></p> <p>NOTE : The tenderer is referred to the relevant clauses in the Model Preambles for Trades (2008 Edition) as issued by the Association of South African Quantity Surveyors before pricing this bill.</p> <p><u>SUPPLEMENTARY PREAMBLES</u></p> <p>Supplementary preamble items described in Bill No. 1, shall equally apply to this Bill.</p> <p><u>GENERAL NOTES TO TENDERERS</u></p> <p>General notes, described in Bill No.1, shall equally apply to this Bill.</p> <p><u>NOTES</u></p> <p><u>Carting away of excavated material</u></p> <p>Descriptions of carting away of excavated material shall be deemed to include loading excavated material onto trucks directly from the excavations or, alternatively, from stock piles situated on the building site</p> <p><u>Filling</u></p> <p>Notwithstanding the reference to prescribed multiple handling in clause 1 page 6 of the Standard System of Measuring Building Work, prices for filling and backfilling shall include for all selection and any multiple handling of material</p> <p>Excavations measured in successive depths of 2m.</p>			
	Carried Forward		R	
	<p>Section No. 2 4 SEATER ENVIROLOO TOILET BLOCK X 3 Bill No. 1 Earthworks</p>			

**LIMPOPO DEPARTMENT OF EDUCATION
DEMOLITIONS, REFURBISHMENT AND ADDITIONS AT
NKGONYELETSE SECONDARY SCHOOL**

Brought Forward			R
<u>SITE CLEARANCE ETC</u>			
<u>Site clearance</u>			
2/1/1	Digging up and removing rubbish, debris, vegetation, hedges, shrubs and trees not exceeding 200mm girth, bush, etc	m2	165
<u>EXCAVATIONS</u>			
<u>Excavation in earth not exceeding 2m deep</u>			
2/1/2	Trenches	m3	54
2/1/3	Holes	m3	60
<u>Extra over excavations in earth to trenches and holes for</u>			
2/1/4	Excavation in soft rock	m3	11
2/1/5	Excavation in hard rock	m3	6
<u>Back excavation of vertical sides of excavation in earth for working space including backfilling compacted to 93% Mod AASHTO density</u>			
2/1/6	Exceeding 1,5m and not exceeding 3,0m deep for placing and removing formwork to walls etc.. 500mm away from excavated face	m2	80
<u>CARTING AWAY OF EXCAVATED MATERIAL</u>			
<u>Note:</u>			
Description of carting away of excavated material shall be deemed to include loading excavated material onto trucks directly from the excavations or , alternatively, from stock piles situated on the building site.			
2/1/7	Extra over all excavation for carting away surplus material from excavation and / or stockpile on site to a dumping site to be located by the Contractor	m3	89
Carried Forward			R
Section No. 2 4 SEATER ENVIROLOO TOILET BLOCK X 3 Bill No. 1 Earthworks			

Brought Forward			R
<u>RISK OF COLLAPSE OF EXCAVATIONS</u>			
<u>Risk of collapse to side of excavation in earth not exceeding 1,5m deep</u>			
2/1/8	Trenches and holes	m2	233
<u>KEEPING EXCAVATIONS FREE FROM WATER</u>			
2/1/9	Keeping excavations free of all water other than subterranean water		Item
<u>FILLING, ETC.</u>			
<u>Earth filling obtained from the excavations and/or prescribed stock piles on site compacted to 93% Mod AASHTO density in layers not exceeding 150mm thick</u>			
2/1/10	Backfilling to trenches, holes, etc	m3	27
2/1/11	Under floors, steps, pavings, etc	m3	68
<u>Imported gravel filling (G7) stabilise with 2-3% cement compacted to 93% Mod AASHTO density in layers not exceeding 150mm thick</u>			
2/1/12	Backfilling to trenches, holes, etc	m3	8
2/1/13	Under floors, steps, pavings, etc	m3	10
<u>Filling supplied by the Contractor under floors, trenches, etc.</u>			
2/1/14	Sub-base filling (G5) from excavations under solid floors, steps, etc. compacted to 95% modified AASHTO density in layers not exceeding 150mm thick	m3	12
<u>COMPACTION OF SURFACES</u>			
2/1/15	Prepare ground surface by scarifying sub-grade, rip and re-compact 150mm to 90% modified AASHTO density	m2	177
Carried Forward			R
Section No. 2 4 SEATER ENVIROLOO TOILET BLOCK X 3 Bill No. 1 Earthworks			

**LIMPOPO DEPARTMENT OF EDUCATION
DEMOLITIONS, REFURBISHMENT AND ADDITIONS AT
NKGONYELETSE SECONDARY SCHOOL**

Brought Forward				R
<u>WEED KILLERS, INSECTICIDES, TERMITES, etc.</u>				
<u>Protection against termites, ants, etc</u>				
2/1/16	Under floors etc including forming and poisoning shallow furrows against foundation walls etc, filling in furrows and ramming	m2	148	
2/1/17	To bottom and sides of excavated trenches, Holes, etc.	m2	317	
Carried Forward to Summary of Section No.				
Section No. 2				
4 SEATER ENVIROLOO TOILET BLOCK X 3				
Bill No. 1				
Earthworks				
				R

**LIMPOPO DEPARTMENT OF EDUCATION
DEMOLITIONS, REFURBISHMENT AND ADDITIONS AT
NKGONYELETSE SECONDARY SCHOOL**

Item No		Quantity	Rate	Amount
	<p><u>BILL NO. 2</u></p> <p><u>CONCRETE, FORMWORK AND REINFORCEMENT</u></p> <p><u>PREAMBLES</u></p> <p>NOTE : The tenderer is referred to the relevant clauses in the Model Preambles for Trades (2008 Edition) as issued by the Association of South African Quantity Surveyors before pricing this bill.</p> <p><u>SUPPLEMENTARY PREAMBLES</u></p> <p>Supplementary preamble items described in Bill No. 1, shall equally apply to this Bill.</p> <p><u>Cost of tests</u></p> <p>The costs of making, storing and testing of concrete test cubes as required under clause 7, "Tests" of SANS 1200 G, shall include the cost of providing cube moulds necessary for the purpose, for testing costs and for submitting reports on the tests to the principal agent. The testing shall be undertaken by an independent firm or institution nominated by the contractor to the approval of the principal agent. (Test cubes are measured separately)</p> <p><u>Formwork</u></p> <p>Descriptions of formwork shall be deemed to include use and waste only (except where described as "left in" or "permanent"), for fitting together in the required forms, wedging, plumbing and fixing to true angles and surfaces as necessary to ensure easy release during stripping and for reconditioning as necessary before re-use. The vertical strutting shall be carried down to such construction as is sufficiently strong to afford the required support without damage and shall remain in position until the newly constructed work is able to support itself.</p>			
	Carried Forward			R
	<p>Section No. 2 4 SEATER ENVIROLOO TOILET BLOCK X 3 Bill No. 2 Concrete, Formwork and Reinforcement</p>			

<p style="text-align: center;">Brought Forward</p> <p>Formwork to soffits of solid slabs, etc. shall be deemed to be to slabs not exceeding 250mm thick unless otherwise described. Formwork to soffits of slabs, beams, etc. shall be deemed to be propped up exceeding 1,5m and not exceeding 3,5m high unless otherwise described.</p> <p>Formwork to sides of bases, pile caps, ground beams, etc. will only be measured where it is prescribed by the engineer for design reasons. Formwork necessitated by irregularity or collapse of excavated faces will not be measured and the cost thereof shall be deemed to be included in the allowance for taking the risk of collapse of the sides of the excavations, provision for which is made in "Earthworks".</p> <p>The Tenderer is to note that for the "off-shutter" concrete finish shall be in accordance with the architectural specification 616 CON-140: Smooth + fair finish:-</p> <ul style="list-style-type: none"> · Degree of accuracy: I · Finish: Smooth and even · Form facing material to produce a smooth, hard, uniform texture on the concrete · Steel faced formwork. Joints grout-tight. · Panels shall be as large as practicable and arranged in a regular pattern as a feature of the surface · Formwork tie holes: to the approval of the architect · Repair imperfections: not allowed. Tie bolt holes shall be patched · Not permitted: blowholes, small fins, bulges, irregularities, voids, honeycombing, segregation and other large defects. · Concrete surfaces: No further treatment to form a smooth finish of uniform texture, appearance and colour <p>Structural Concrete</p> <p>Tenderers are referred to the Structural Engineer's - Standard Specifications which should be read before pricing this trade in particular, but also the other trades. The use of extenders, fly-ash, etc. are clearly described on this drawing.</p>			R	
<p style="text-align: center;">Carried Forward</p> <p>Section No. 2 4 SEATER ENVIROLOO TOILET BLOCK X 3 Bill No. 2 Concrete, Formwork and Reinforcement</p>			R	

Brought Forward			R
<u>GENERAL NOTES TO TENDERERS</u>			
General notes, described in Bill No.1, shall equally apply to this Bill.			
<u>UNREINFORCED CONCRETE CAST AGAINST EXCAVATED SURFACES</u>			
<u>15Mpa/19mm concrete</u>			
2/2/1	Blinding	m3	3
<u>REINFORCED CONCRETE CAST AGAINST EXCAVATED SURFACE</u>			
<u>25MPa/19mm Concrete</u>			
2/2/2	Strip footings	m3	13
<u>REINFORCED CONCRETE CAST IN FORMWORK</u>			
<u>20Mpa/19mm concrete</u>			
2/2/3	Concrete Apron cast to fall etc,	m3	7
<u>25MPa/19mm Concrete</u>			
2/2/4	Surface beds cast in panels	m3	12
2/2/5	Slabs including beams and inverted beams	m3	3
<u>TEST BLOCKS</u>			
<u>Notes:</u>			
Concrete strength test cubes, label and send to an approved laboratory for testing, pay all charges and submit report to the Regional Representative. Only successful tests will be paid for (Provisional)			
2/2/6	Making and testing 150 x 150 x 150mm concrete strength test cube (Provisional)	No	16
Carried Forward			R
Section No. 2 4 SEATER ENVIROLOO TOILET BLOCK X 3 Bill No. 2 Concrete, Formwork and Reinforcement			

Brought Forward				R
<u>SUNDRIES TO CONCRETE</u>				
<u>Surface treatment</u>				
2/2/7	Power float top surface of concrete surface bed to a true and even level finish	m2	179	
<u>ROUGH FORMWORK (DEGREE OF ACCURACY II)</u>				
<u>Rough formwork to sides</u>				
2/2/8	Edges, risers, ends and reveals not exceeding 300mm high or wide	m	208	
<u>Rough formwork to soffits</u>				
2/2/9	Flat slabs not exceeding 250mm thick, propped up not exceeding 3,5m high from bearing level	m2	31	
<u>MOVEMENTS JOINTS ETC,</u>				
<u>Expansion joints</u>				
2/2/10	10mm soft board or similar approved between concrete and brick wall	m	101	
<u>REINFORCEMENT (PROVISIONAL)</u>				
<u>High and mild tensile steel reinforcement to structural concrete work</u>				
2/2/11	All diameter bars	t	1	
<u>Fabric reinforcement:</u>				
2/2/12	Type 245 fabric reinforcement in concrete surface beds, slabs, etc.	m2	81	
Carried Forward to Summary of Section No.				R
Section No. 2				
4 SEATER ENVIROLOO TOILET BLOCK X 3				
Bill No. 2				
Concrete, Formwork and Reinforcement				

**LIMPOPO DEPARTMENT OF EDUCATION
DEMOLITIONS, REFURBISHMENT AND ADDITIONS AT
NKGONYELETSE SECONDARY SCHOOL**

Item No		Quantity	Rate	Amount
	<p><u>BILL NO. 3</u></p> <p><u>MASONRY</u></p> <p><u>PREAMBLES</u></p> <p>NOTE : The tenderer is referred to the relevant clauses in the Model Preambles for Trades (2008 Edition) as issued by the Association of South African Quantity Surveyors before pricing this bill.</p> <p><u>SUPPLEMENTARY PREAMBLES</u></p> <p>Supplementary preamble items described in Bill No. 1, shall equally apply to this Bill.</p> <p><u>GENERAL NOTES TO TENDERERS</u></p> <p>General notes, described in Bill No.1, shall equally apply to this Bill.</p> <p><u>Sizes in descriptions</u></p> <p>Where sizes in descriptions are given in brick units, "one brick" shall represent the length and "half brick" the width of a brick</p> <p><u>Hollow walls etc</u></p> <p>Descriptions of hollow walls shall be deemed to include leaving every fifth perpend of the bottom course of the external skin open as a weep hole. Walls in two skins described as "bagged and sealed" shall be deemed to include having the outer face of the inner skin bagged with 1:6 cement and sand mixture and sealed with two coats "Brickseal" bitumen emulsion waterproofing coating.</p> <p><u>Face bricks</u></p> <p>Bricks shall be ordered timeously to obtain uniformity in size and colour</p>			
	Carried Forward		R	
	<p>Section No. 2 4 SEATER ENVIROLOO TOILET BLOCK X 3 Bill No. 3 Masonry</p>			

Brought Forward			R
<u>Pointing</u>			
Descriptions of recessed pointing to fair face brickwork and face brickwork shall be deemed to include square recessed, hollow recessed, weathered pointing, etc			
<u>BRICKWORK IN FOUNDATION</u>			
<u>Brickwork in 73mm burnt clay masonry units class NFP in Class II mortar, laid in stretcher bond with 10mm flush joints</u>			
2/3/1	One brick wall	m2	58
<u>SUPERSTRUCTURE BRICKWORK</u>			
<u>Brickwork of NFP brick in class II mortar laid in stretcher bond with 10mm flush joints</u>			
2/3/2	One brick wall	m2	312
2/3/3	Half brick wall	m2	33
2/3/4	Half brick wall, in beamfilling	m2	18
<u>Mass brickwork in regular piers of NFP brick in class II mortar laid in stretcher bond</u>			
2/3/5	340 x 230mm Brick Piers	m3	1
2/3/6	360 x 230mm Brick Piers	m3	1
<u>FACE BRICKWORK</u>			
Bricks shall be ordered timeously to obtain uniformity in size and colour			
<u>"Corobrick" face bricks (Colour: TBC) with PC sum amount of R 4 500.00 per thousand bricks delivered to site (excluding VAT) manufactured in accordance with SANS 227-2007, bedded and jointed in Class II mortar and pointed with recessed 6mm joints in both directions</u>			
2/3/7	Extra over brickwork for face brickwork in foundations (Provisional)	m2	115
Carried Forward			R
Section No. 2 4 SEATER ENVIROLOO TOILET BLOCK X 3 Bill No. 3 Masonry			

**LIMPOPO DEPARTMENT OF EDUCATION
DEMOLITIONS, REFURBISHMENT AND ADDITIONS AT
NKGONYELETSE SECONDARY SCHOOL**

Brought Forward				R
2/3/8	Extra over brickwork for face brickwork in superstructure	m2	257	
2/3/9	Extra over brickwork for face brickwork in brick-on-edge header course lintel	m	11	
2/3/10	Extra over brickwork for face brickwork in brick-on-edge header course sills, bedded in mortar and set slightly sloped	m	6	
2/3/11	Extra over brickwork for face brickwork to piers	m2	40	
2/3/12	Extra over brickwork for face brickwork in beamfilling	m2	18	
<u>BRICKWORK SUNDRIES</u>				
<u>Brickwork reinforcement</u>				
2/3/13	75mm Wide reinforcement built in horizontally	m	98	
2/3/14	150mm Wide reinforcement built in horizontally.	m	1 267	
<u>"Allied concrete" or similar approved prestressed fabricated lintels</u>				
2/3/15	100 x 70mm Lintels in lengths not exceeding 3m	m	10	
2/3/16	175 x 70mm Lintels in lengths not exceeding 3m	m	35	
<u>Turning pieces</u>				
2/3/17	110mm Wide turning piece to flat brick lintels	m	32	
<u>Air bricks etc</u>				
2/3/18	Set of 2 240 x 155mm Terracota air bricks as per architects specification	No	6	
<u>Roof ties</u>				
2/3/19	30 x 1.2mm galvanised steel strapping, built into wall for 5 courses and minimum 800mm to be fixed to trusses	No	58	
Carried Forward				R
Section No. 2 4 SEATER ENVIROLOO TOILET BLOCK X 3 Bill No. 3 Masonry				

LIMPOPO DEPARTMENT OF EDUCATION
 DEMOLITIONS, REFURBISHMENT AND ADDITIONS AT
 NKGONYELETSE SECONDARY SCHOOL

	Brought Forward			R
	<p><u>MOVEMENTS JOINTS ETC,</u></p> <p><u>Expansion joints</u></p>			
2/3/20	30mm softboard between vertical brick surfaces not exceeding 300mm wide	m2	11	
	Carried Forward to Summary of Section No.			
	Section No. 2 4 SEATER ENVIROLOO TOILET BLOCK X 3 Bill No. 3 Masonry			R

**LIMPOPO DEPARTMENT OF EDUCATION
DEMOLITIONS, REFURBISHMENT AND ADDITIONS AT
NKGONYELETSE SECONDARY SCHOOL**

Item No		Quantity	Rate	Amount
	<u>BILL NO. 4</u>			
	<u>WATERPROOFING</u>			
	<u>PREAMBLES</u>			
	NOTE : The tenderer is referred to the relevant clauses in the Model Preambles for Trades (2008 Edition) as issued by the Association of South African Quantity Surveyors before pricing this bill.			
	<u>SUPPLEMENTARY PREAMBLES</u>			
	Supplementary preamble items described in Bill No. 1, shall equally apply to this bill.			
	<u>GENERAL NOTES TO TENDERERS</u>			
	General notes, described in Bill No.1, shall equally apply to this Bill.			
	<u>DAMP PROOFING OF WALLS AND FLOORS</u>			
	<u>One layer of 375 micron "Consol Plastic Brikgrip DPC" embossed damp proof course</u>			
2/4/1	Under walls	m2	4	
2/4/2	Under cills, etc.	m2	1	
	<u>One layer of 250 micron "USB Green" or similar approved dampproof membrane sealed at laps with PVC self -adhesive tape</u>			
2/4/3	Under surface beds.	m2	148	
	<u>JOINTS SEALANTS, ETC.</u>			
	<u>Mastic grey polysulphide sealing compound including raking out of joints filler as necessary</u>			
2/4/4	10mm Isolation Joints between surface bed concrete and brick wall	m	101	
	Carried Forward to Summary of Section No.			
	Section No. 2 4 SEATER ENVIROLOO TOILET BLOCK X 3 Bill No. 4 Waterproofing			R

**LIMPOPO DEPARTMENT OF EDUCATION
DEMOLITIONS, REFURBISHMENT AND ADDITIONS AT
NKGONYELETSE SECONDARY SCHOOL**

Item No		Quantity	Rate	Amount
	<u>BILL NO. 5</u>			
	<u>ROOF COVERINGS</u>			
	<u>PREAMBLES</u>			
	NOTE : The tenderer is referred to the relevant clauses in the Model Preambles for Trades (2008 Edition) as issued by the Association of South African Quantity Surveyors before pricing this bill.			
	<u>SUPPLEMENTARY PREAMBLES</u>			
	Supplementary preamble items described in Bill No. 1, shall equally apply to this bill.			
	<u>GENERAL NOTES TO TENDERERS</u>			
	General notes, described in Bill No.1, shall equally apply to this Bill.			
	<u>ROOF SHEETING</u>			
	<u>Similar Approved</u>			
	<u>0.6mm thick "Brownbuilt Klip-lok light Industrial" galvanised troughed roof sheeting with "Chromadek - Traffic Green" finish on one side, and 0.6mm galvanised steel accessories fixed to timber purlins or rails fixed in strict accordance to the manufacturer's instructions and fixed by an approved erector. A written and approved five (5) year guarantee of water-tightness shall be issued after approval of roofs by the manufacturer</u>			
2/5/1	Roof sheeting pitch not exceeding 25 degrees	m2	121	
2/5/2	550mm girth Ridge capping, 3 times bent and notched on site to suit roof profile	m	17	
2/5/3	550mm girth Hip capping, 3 times bent and notched on site to suit roof profile.	m	30	
	Carried Forward			R
	Section No. 2 4 SEATER ENVIROLOO TOILET BLOCK X 3 Bill No. 5 Roof Coverings			

	Brought Forward			R
	<p><u>ROOF AND WALL INSULATION</u></p> <p><u>Similar Approved</u></p> <p><u>Sisalation "Bubble Foil" aluminium foil binded insulation</u></p>			
2/5/4	<p>135mm thick Insulation laid over purlins (at approximately 750mm centres), fixed concurrent with sheeting with and including galvanised steel accessories</p>	m2	121	
	<p>Carried Forward to Summary of Section No.</p>			R
	<p>Section No. 2 4 SEATER ENVIROLOO TOILET BLOCK X 3 Bill No. 5 Roof Coverings</p>			

**LIMPOPO DEPARTMENT OF EDUCATION
DEMOLITIONS, REFURBISHMENT AND ADDITIONS AT
NKGONYELETSE SECONDARY SCHOOL**

Item No		Quantity	Rate	Amount
	<p><u>BILL NO. 6</u></p> <p><u>CARPENTRY AND JOINERY</u></p> <p><u>PREAMBLES</u></p> <p>NOTE : The tenderer is referred to the relevant clauses in the Model Preambles for Trades (2008 Edition) as issued by the Association of South African Quantity Surveyors before pricing this bill.</p> <p><u>SUPPLEMENTARY PREAMBLES</u></p> <p>Supplementary preamble items described in Bill No. 1, shall equally apply to this bill.</p> <p><u>GENERAL NOTES TO TENDERERS</u></p> <p>General notes, described in Bill No.1, shall equally apply to this Bill.</p> <p><u>Joinery</u></p> <p>Descriptions of frames shall be deemed to include frames, transoms, mullions, rails, etc.</p> <p>Descriptions of hardwood joinery shall be deemed to be fixed with hardened steel nails or shot pins to brickwork or concrete.</p> <p><u>Fixing</u></p> <p>Items described as nailed shall be deemed to be fixed with hardened steel nails or shot pins to brickwork or concrete</p> <p><u>Decorative laminate finish</u></p> <p>Laminate finish shall be glued under pressure. Edge strips shall be butt jointed at junctions with adjacent similar finish</p> <p><u>Timber</u></p> <p>All softwood to be South African Pine</p> <p style="text-align: right;">Carried Forward</p> <p>Section No. 2 4 SEATER ENVIROLOO TOILET BLOCK X 3 Bill No. 6 Carpentry and Joinery</p>			R

**LIMPOPO DEPARTMENT OF EDUCATION
DEMOLITIONS, REFURBISHMENT AND ADDITIONS AT
NKGONYELETSE SECONDARY SCHOOL**

Brought Forward	R
<p><u>Descriptions</u></p> <p>Items described as "bolted" shall be deemed to exclude the bolts and include the holes unless otherwise described.</p> <p>Where the fixing of members is not stated it shall mean the nailing of one timber member to another.</p> <p>The term "planted on" shall mean the nailing of one timber member to another</p> <p>The term "screwed on" shall mean the countersunk screwing of one timber member to another.</p> <p>The term "screwed on and pelleted" shall mean the screwing of one timber member to another with the heads of screw sunk and pelleted.</p> <p>The term "plugged" shall mean the countersunk screwing of a timber member to and including plastic plugs in brickwork or concrete.</p> <p>The term "plugged and pelleted" shall mean the screwing of a timber member to and including plastic plugs in brickwork or concrete with heads of screw sunk and pelleted.</p> <p>Shelving, etc. described as screwed to steel must be fixed from underside and prices are to include for countersunk drilling through the steel for screw fixing.</p> <p>Descriptions of floors, ceilings, joinery, etc. shall be deemed to include for all square cutting</p> <p>Descriptions of items given in linear metre shall be deemed to include for mitres, stopped ends, fitted intersections, etc.</p> <p>Descriptions of rounded angles, rebates, grooves, chamfers, moulded edges, etc. shall be deemed to include for angles, ends, etc.</p>	
Carried Forward	R
<p>Section No. 2 4 SEATER ENVIROLOO TOILET BLOCK X 3 Bill No. 6 Carpentry and Joinery</p>	

Brought Forward		R
<u>ROOFS, ETC</u>		
<u>Plate nailed timber roof truss construction</u>		
The following is applicable in respect of roof trusses:		
All timber to be sawn softwood in accordance with V4 or M4 as defined in SABS 563 or SABS 1245.		
Metal connector plates shall have a minimum yield strength of 228 MPa and a minimum ultimate tensile strength of 330 Mpa with hot-dip galvanised finish.		
All joints to be close fitted butt joints.		
Trusses shall be designed by a registered supplier of prefabricated trusses who shall issue an Engineers Certificate upon completion of the installation.		
The dimensions in the descriptions of the trusses are nominal and actual measurements are to be obtained on site before design or fabrication commences.		
Tenderers must study the roof plan and sections as attached to the back of these bills of quantities and must obtain prices from a qualified and registered roof truss supplier as no claims in this regard will be entertained.		
<u>Roof trusses</u>		
2/6/1	Design, supply, take delivery, temporary store, hoist in position and erect plate nailed timber roof trusses, purlins, gang boarding, temporary and permanent bracing, etc (measured on plan)	m2 101
<u>Sawn softwood</u>		
2/6/2	38 x 114mm Wall plates	m 70
<u>Sundries</u>		
2/6/3	Two coats creosote on sawn timbers	m2 26
Carried Forward		R
Section No. 2 4 SEATER ENVIROLOO TOILET BLOCK X 3 Bill No. 6 Carpentry and Joinery		

**LIMPOPO DEPARTMENT OF EDUCATION
DEMOLITIONS, REFURBISHMENT AND ADDITIONS AT
NKGONYELETSE SECONDARY SCHOOL**

Brought Forward				R
	<u>Similar Approved</u>			
	<u>"Everite FC77" Fascia and badge boards</u>			
2/6/4	15 x 225mm Pressed fibre cement fascia boards, fixed to supports and roof timbers with one brass screw at maximum 750mm centres, including standard aluminium half round cover strips at all joints, as per architect's specification	m	69	
	<u>DOORS ETC</u>			
	<u>44mm thick solid R&F panel meranti timber doors with masonite backing with 15 horizontal slates on both sides hung to steel frames</u>			
2/6/5	813 x 2032mm single door	No	12	
2/6/6	914 x 2032mm single door	No	6	
	<u>WINDOWS</u>			
	<u>Similar Approved</u>			
	<u>"Nutec" fibre cement window cills</u>			
2/6/7	150mm x 15mm thick fibre cement Window sill set flat and slightly projecting, with window sill lug screwed to underside of sill at 400mm centres, minimum of 75mm from end of window sill and bedded in 1:4 cement sand mortar with plastic slip joints at end of sills at plaster reveals and projecting from finished face of wall, all as per manufacturer's recommendations	m	6	
Carried Forward to Summary of Section No.				R
Section No. 2				
4 SEATER ENVIROLOO TOILET BLOCK X 3				
Bill No. 6				
Carpentry and Joinery				

**LIMPOPO DEPARTMENT OF EDUCATION
DEMOLITIONS, REFURBISHMENT AND ADDITIONS AT
NKGONYELETSE SECONDARY SCHOOL**

Item No		Quantity	Rate	Amount
	<p><u>BILL NO. 7</u></p> <p><u>CEILING, PARTITIONS AND ACCESS FLOORING</u></p> <p><u>PREAMBLES</u></p> <p>NOTE : The tenderer is referred to the relevant clauses in the Model Preambles for Trades (2008 Edition) as issued by the Association of South African Quantity Surveyors before pricing this bill.</p> <p><u>SUPPLEMENTARY PREAMBLES</u></p> <p>Supplementary preamble items described in Bill No. 1, shall equally apply to this bill.</p> <p><u>GENERAL NOTES TO TENDERERS</u></p> <p>General notes, described in Bill No.1, shall equally apply to this Bill.</p> <p><u>Fixing</u></p> <p>Items described as "plugged" shall be deemed to include screwing to fibre, plastic or metal plugs at not exceeding 500mm centres, and where described as "bolted", the bolts have been given elsewhere.</p> <p>Items described as "nailed" shall be deemed to be fixed with hardened steel nails or pins, or to be shot-pinned, to brickwork or concrete</p> <p><u>Ceilings & Bulkheads</u></p> <p>Unless otherwise described ceilings shall be deemed to be horizontal</p> <p><u>Steel components</u></p> <p>All steel components for ceilings, partitions, etc are to be galvanised in accordance with SANS 121</p>			
	Carried Forward		R	
	<p>Section No. 2 4 SEATER ENVIROLOO TOILET BLOCK X 3 Bill No. 7 Ceilings, Partitions and Access Flooring</p>			

	Brought Forward			R
	<p><u>Proprietary suspended ceilings</u></p> <p>Hangers, suspension grids, "lay-in" panels, etc are to be in accordance with the manufacturers' recommendations</p> <p>Where electrical light fittings, diffusers, panels etc are units of the same dimensions as the suspension grid described and allowance must be made in the rates accordingly for their support inclusive of any flexibility in setting out that may be required (ceiling panels have not been deducted and pricing is to take cognisance thereof)</p> <p><u>Suspension systems</u></p> <p>Where suspensions of ceilings require a sub-grid, the tenderer should include in his rates for the sub-grid. The design of the sub-grid support is not specified, the tenderer is to obtain the necessary requirements and recommendations for a safe installation from the board and suspension system manufacturer to the satisfaction of the structural engineer.</p> <p><u>NAILED UP CEILINGS</u></p> <p><u>FIBRE - CEMENT BOARDS</u></p> <p><u>Similar Approved</u></p> <p><u>6mm "Everite Nutec" Fibre-cement boards, jointed with and including galvanised H-type primed pressed steel jointing strips, including brandering as per architect's specifications</u></p>			
2/7/1	2400 x 1200mm x 6mm Horizontal ceilings, fixed to and including 38 x 38mm sawn softwood brandering at maximum 400mm centres using 38mm long galvanised nails	m2	51	
	<p><u>CORNICES</u></p> <p><u>Similar Approved</u></p> <p><u>"Rhino" plasterboard cornice</u></p>			
2/7/2	75mm Coved cornice, plugged to brickwork	m	114	
	Carried Forward			R
	<p>Section No. 2 4 SEATER ENVIROLOO TOILET BLOCK X 3 Bill No. 7 Ceilings, Partitions and Access Flooring</p>			

**LIMPOPO DEPARTMENT OF EDUCATION
DEMOLITIONS, REFURBISHMENT AND ADDITIONS AT
NKGONYELETSE SECONDARY SCHOOL**

	Brought Forward			R
	<u>SUNDRIES</u>			
	<u>Extra over for Trap Doors</u>			
2/7/3	Extra over ceiling for 600 x 600mm trap door of 38 x 50mm wrought softwood rebated framing, with one 38 x 38mm sawn softwood cross brander covered with ceiling board and fitted flush in opening	No	6	
	<u>CEILING INSULATION</u>			
	<u>Insulation</u>			
2/7/4	125mm thick Glass wool insulation blanket closely fitted and laid on top of ceiling panels, all in strict accordance with the manufacturer's specifications.	m2	51	
	Carried Forward to Summary of Section No.			
	Section No. 2 4 SEATER ENVIROLOO TOILET BLOCK X 3 Bill No. 7 Ceilings, Partitions and Access Flooring			R

**LIMPOPO DEPARTMENT OF EDUCATION
DEMOLITIONS, REFURBISHMENT AND ADDITIONS AT
NKGONYELETSE SECONDARY SCHOOL**

Item No		Quantity	Rate	Amount
	<p><u>BILL NO. 8</u></p> <p><u>IRONMONGERY</u></p> <p><u>PREAMBLES</u></p> <p>NOTE : The tenderer is referred to the relevant clauses in the Model Preambles for Trades (2008 Edition) as issued by the Association of South African Quantity Surveyors before pricing this bill.</p> <p><u>SUPPLEMENTARY PREAMBLES</u></p> <p>Supplementary preamble items described in Bill No. 1, shall equally apply to this bill.</p> <p><u>GENERAL NOTES TO TENDERERS</u></p> <p>General notes, described in Bill No.1, shall equally apply to this Bill.</p> <p>Where ironmongery is described as plugged, prices are to include for screwing to and including approved patent plugs in concrete or brickwork with plaster or tiled finish, etc.</p> <p><u>Proprietary items</u></p> <p>Where applicable the manufacturers' names or product catalogue titles are given in sub-headings preceding the items</p> <p>Prices are to be based on the specific products/articles specified. If tenderers wish to offer alternative products/articles for certain items, these items are to be clearly marked and the alternative specification given with supporting brochures etc clarifying the features of the products/articles offered</p> <p>On request returnable samples are to be provided to the principal agent for consideration</p>			
	Carried Forward		R	
	<p>Section No. 2 4 SEATER ENVIROLOO TOILET BLOCK X 3 Bill No. 8 Ironmongery</p>			

**LIMPOPO DEPARTMENT OF EDUCATION
DEMOLITIONS, REFURBISHMENT AND ADDITIONS AT
NKGONYELETSE SECONDARY SCHOOL**

Brought Forward				R
<u>Finishes to ironmongery</u>				
Where applicable finishes to ironmongery are indicated by suffixes in accordance with the following list:				
BS Satin bronze lacquered				
CH Chromium plated				
SC Satin chromium plated				
SE Silver enamelled				
GE Grey enamelled				
AN Anodised natural				
AS Anodised silver				
AB Anodised bronze				
AG Anodised gold				
ABL Anodised black				
PB Polished brass				
PL Polished and lacquered				
PT Epoxy coated				
SD Sanded				
<u>Rates</u>				
The tenderer is to price for supply, taking delivery of, storing and fixing of the ironmongery listed below.				
<u>DOOR FURNITURE</u>				
<u>Similar Approved</u>				
<u>Handles</u>				
2/8/1	SS Pull handle BT fixed on a 75 x 170 x 1.2mm thick Grade 430 steel plate with no cylinder cutout, with steel plate to have 4 countersunk holes for screw fixing (Code: DHP-430-BL 75X170)	No	12	
<u>Locks</u>				
2/8/2	SS Bathroom deadlock, with case size 102 x 78mm, with forend size 155 x 22mm, with 57mm backset (Code: D032D SS)	No	12	
2/8/3	SN 43mm five pin Euro-profile single cylinder master keyed (Code: DSC104301 MK)	No	6	
2/8/4	SC 150mm Cabin hook (Code: CH 150)	No	6	
2/8/5	SS bathroom WC indicator (red and white) and turnknob (Code: DWC-005)	Sets	12.0	
Carried Forward				R
Section No. 2 4 SEATER ENVIROLOO TOILET BLOCK X 3 Bill No. 8 Ironmongery				

**LIMPOPO DEPARTMENT OF EDUCATION
DEMOLITIONS, REFURBISHMENT AND ADDITIONS AT
NKGONYELETSE SECONDARY SCHOOL**

Brought Forward			R
<u>Kick and push plates</u>			
2/8/6	SS 200 x 813 x 1.2mm thick Grade 430 kick plate, with 10 countersunk holes for screw fixing (Code: DKP-430-200)	No	36
2/8/7	SS 75 x 170 x 1.2mm thick Grade 430 steel plate, with steel plate to have 4 countersunk holes for screw fixing (Code: DPP-430-BL 75X170)	No	12
<u>Panic hardware</u>			
2/8/8	Three point locking panic bar for single door (Code: PHA3/S DD)	Sets	6.0
2/8/9	Exterior access lock with lever handle (cylinder not included) (Code: PHT3901)	No	6
<u>Sundries</u>			
2/8/10	Male / Female fixing screws (Qty 4 per pack)	Sets	12.0
2/8/11	SS Hat and coat hook with rubber buffer (Code: DHC-SS-031B)	No	12
<u>SUNDRIES</u>			
<u>Approved</u>			
2/8/12	"CZ8730SC" Door stop or similarly approved to wall or floors	No	30
Carried Forward to Summary of Section No.			R
Section No. 2 4 SEATER ENVIROLOO TOILET BLOCK X 3 Bill No. 8 Ironmongery			

**LIMPOPO DEPARTMENT OF EDUCATION
DEMOLITIONS, REFURBISHMENT AND ADDITIONS AT
NKGONYELETSE SECONDARY SCHOOL**

Item No		Quantity	Rate	Amount
	<p><u>BILL NO. 9</u></p> <p><u>METALWORK</u></p> <p><u>PREAMBLES</u></p> <p>NOTE : The tenderer is referred to the relevant clauses in the Model Preambles for Trades (2008 Edition) as issued by the Association of South African Quantity Surveyors before pricing this bill.</p> <p><u>SUPPLEMENTARY PREAMBLES</u></p> <p>Supplementary preamble items described in Bill No. 1, shall equally apply to this bill.</p> <p><u>GENERAL NOTES TO TENDERERS</u></p> <p>General notes, described in Bill No.1, shall equally apply to this Bill.</p> <p><u>ALUMINIUM</u></p> <p>The contractor is to make due allowance in his prices for complying with the following requirements.</p> <p><u>SPECIFICATIONS</u></p> <p>User Note:</p> <p><u>Glazing</u></p> <p>All Safety glazing material (individual panes) are to conform to all standards as stipulated in SANS 10400 Part N and SANS 10137 and any additional Engineer Specifications or relevant SANS glazing regulations not stipulated in this document. All tenderers are referred to the drawings for the glazing specification.</p> <p><u>Ironmongery</u></p> <p>All rates for windows, shopfronts and doors etc. must include for the supply, taking delivery or/and installation of the ironmongery to be specified.</p>			
	Carried Forward		R	
	<p>Section No. 2 4 SEATER ENVIROLOO TOILET BLOCK X 3 Bill No. 9 Metalwork</p>			

	Brought Forward		R	
<p><u>Actuators</u></p> <p>All rates for shopfronts with actuators to include for the supply and installation of actuators as specified</p> <p><u>Scaffolding</u></p> <p>All scaffolding should be provided by the contractor and no claims/ qualifications will be accepted.</p> <p><u>Protection</u></p> <p>With this tender, the glazing sub-contractor must supply a statement concerning protection that will be provided to finishes and components until Practical Completion. This to include specific references to the method of removal of such protection. All tenderers to include cost of protection in tender price.</p> <p><u>Installation</u></p> <p>All measurements to be checked on site prior to ordering and manufacturing.</p> <p>Aluminium sections and shop drawings to be accepted by Architect prior to manufacturing.</p> <p>Allow for water and weather proof polysulphide sealant to approved specifications all around frame junctions to plaster and other materials.</p> <p><u>Profiles</u></p> <p>Tenderers to provide typical details of proposed aluminium section to be used in the design.</p> <p><u>Structural Silicone</u></p> <p>Tenderers to allow a 10 year guarantee on all powdercoating.</p> <p><u>Preliminary and Shop Drawings:</u></p> <p>The contractor shall submit preliminary design drawings showing basic system sections for the Architect's approval.</p>				
Carried Forward				
<p>Section No. 2 4 SEATER ENVIROLOO TOILET BLOCK X 3 Bill No. 9 Metalwork</p>			R	

<p style="text-align: center;">Brought Forward</p> <p>After approval and prior to fabrication detailed shop drawings shall be prepared and submitted to the Architect for approval.</p> <p><u>Fixing:</u></p> <p>The contractor is to take special note of all fixing details of all aluminium elements and must allow in his price for properly securing the aluminium sections to the structure with and including all necessary steel brackets, rails, timber grounds and sub-frames, including all necessary holing and bolting, etc. This fixing is to be adequately spaced and securely fixed to ensure total stiffness of the door frames, windows, etc. as no sagging causing improper functioning of the windows and doors will be accepted.</p> <p><u>Deflection of structure:</u></p> <p>The contractor is advised to make adequate provision for the design deflection of the structure.</p> <p><u>Tolerances:</u></p> <p>Sizes are approximate only and measurements on site must be taken before fabrication. Due allowance must be made for tolerances in accordance with the Architect's details.</p> <p><u>Protection:</u></p> <p>The contractor will be required to protect his work during the course of construction, which protection shall be adequate for the purpose and to the full approval of the Architect.</p> <p>Such protection shall only be removed after a written instruction from the Architect.</p> <p><u>Cleaning:</u></p> <p>All work must be cleaned down upon completion. Glazing as installed will not be accepted as clean glass and the contractor must allow for polishing glass as and when instructed by the Architect.</p> <p>Note: All windows and doors should be read in conjunction with window and door schedules</p>		R	
<p style="text-align: center;">Carried Forward</p> <p>Section No. 2 4 SEATER ENVIROLOO TOILET BLOCK X 3 Bill No. 9 Metalwork</p>		R	

		Brought Forward		R
		<u>WELDED SCREENS, GATES, ETC.</u>		
		<u>Welded MS gate consisting of 50 x 50 x 2.5mm rectangular tubing section frame with 45 degrees mitre at corners, bolted to reveals with 10mm (10M) rawlbolts and welded with 50 x 50 x 5mm mild steel to walls, with 50 x 50 x 2.5mm mild steel rectangular tube gate leaf with 45 degree mitre at corners and two 50 x 50 x 2.5mm horizontal sections, with 12 x 12mm mild steel vertical style solid square bars at 100mm c/c, including 3x pair of 20mm diameter bullet-hinges per gate, with "Solid blesbok" 460/313 four lever lockset with rebate set, including welding, bolting, holes, bolts etc., all complete as per the architect's specifications</u>		
2/9/1	Steel gate to door, size 813mm x 2032mm high	No	6	
		<u>PRESSED STEEL DOOR FRAMES</u>		
		<u>1.2mm thick Single rebated frame suitable for half brick walls, complete with lugs and base ties, with red oxide primer factory finish by manufacturer</u>		
2/9/2	813 x 2032mm single door	No	12	
		<u>1.2mm thick Single rebated frame suitable for one brick walls, complete with lugs and base ties, with red oxide primer factory finish by manufacturer</u>		
2/9/3	914 x 2032mm single door	No	6	
		<u>WINDOWS FRAMES, etc.</u>		
		<u>Standard mild steel school type Top-hung open out window frame (with brass fittings), with burglar bars to opening and fixed sections, consisting of 10mm diameter mild steel round bars to standard NBP2 pattern, welded at intersections and window frames, all as per architect's specification</u>		
2/9/4	Window size 533 x 950mm high	No	12	
		Carried Forward to Summary of Section No.		
		Section No. 2		
		4 SEATER ENVIROLOO TOILET BLOCK X 3		
		Bill No. 9		
		Metalwork		
				R

**LIMPOPO DEPARTMENT OF EDUCATION
DEMOLITIONS, REFURBISHMENT AND ADDITIONS AT
NKGONYELETSE SECONDARY SCHOOL**

Item No		Quantity	Rate	Amount
	<u>BILL NO. 10</u>			
	<u>PLASTERING</u>			
	<u>PREAMBLES</u>			
	NOTE : The tenderer is referred to the relevant clauses in the Model Preambles for Trades (2008 Edition) as issued by the Association of South African Quantity Surveyors before pricing this bill.			
	<u>SUPPLEMENTARY PREAMBLES</u>			
	Supplementary preamble items described in Bill No. 1, shall equally apply to this bill.			
	<u>GENERAL NOTES TO TENDERERS</u>			
	General notes, described in Bill No.1, shall equally apply to this Bill.			
	<u>SCREEDS</u>			
	<u>1:4 Cement sand screed on concrete, worked down to a true and even surface with a steel trowel</u>			
2/10/1	30mm Thick on floors and landings	m2	80	
2/10/2	30mm Thick to falls and currents	m2	8	
	<u>INTERNAL PLASTER</u>			
	<u>One coat smooth 1:5 cement sand plaster on brickwork to receive finish</u>			
2/10/3	On brick walls	m2	281	
2/10/4	On narrow widths	m2	28	
	<u>CORNER PROTECTORS, DIVIDING STRIPS, ETC</u>			
2/10/5	Aluminium straight edge M-trim suitable for under-screed fixing in vinyl/ceramic, etc. installed as per manufactures recommendation and specification.	m	5	
	Carried Forward to Summary of Section No.			
	Section No. 2 4 SEATER ENVIROLOO TOILET BLOCK X 3 Bill No. 10 Plastering			R

**LIMPOPO DEPARTMENT OF EDUCATION
DEMOLITIONS, REFURBISHMENT AND ADDITIONS AT
NKGONYELETSE SECONDARY SCHOOL**

Item No		Quantity	Rate	Amount
	<p><u>BILL NO. 11</u></p> <p><u>TILING</u></p> <p><u>PREAMBLES</u></p> <p>NOTE : The tenderer is referred to the relevant clauses in the Model Preambles for Trades (2008 Edition) as issued by the Association of South African Quantity Surveyors before pricing this bill.</p> <p><u>SUPPLEMENTARY PREAMBLES</u></p> <p>Supplementary preamble items described in Bill No. 1, shall equally apply to this Bill.</p> <p><u>Pricing</u></p> <p>Prices are to included for the following: Cutting, handling, labour, adhesive etc.</p> <p><u>Fixing</u></p> <p>Tiling described as "fixed with adhesive on power floated concrete" shall be deemed to include for approved tiling key-coat.</p> <p>Ceramic, porcelain, marble and granite tiles are to be fixed, grouted and pointed with suitable adhesives and grouts, as recommended by the Architect. Costs are hereby deemed to include the cost of this requirement.</p> <p>Payment for work that is deemed measurable, in respect of the conditions of contract, and which comprises cutting, leaving, or forming, rectangular holes and notches through tiling is hereby deemed to apply only to holes and notches that do not exceed 600mm girth. Those exceeding 600mm in girth are hereby deemed to be "square cutting", which is hereby deemed to be part of the work description for that type of tiling and is not measurable as a separate item of work.</p> <p><u>Wastage</u></p> <p>Tile wastage in excess of 10% will be for the tenderer's account.</p>			
	Carried Forward		R	
	<p>Section No. 2 4 SEATER ENVIROLOO TOILET BLOCK X 3 Bill No. 11 Tiling</p>			

**LIMPOPO DEPARTMENT OF EDUCATION
DEMOLITIONS, REFURBISHMENT AND ADDITIONS AT
NKGONYELETSE SECONDARY SCHOOL**

Brought Forward			R
<u>GENERAL NOTES TO TENDERERS</u>			
General notes, described in Bill No. 1, shall equally apply to this Bill.			
<u>Note</u>			
All scaffolding should be provided by the contractor and no claims/qualifications will be accepted.			
<u>WALL TILING</u>			
<u>150 x 150 x 6mm ceramic tiles (PC allowance of R 120.00/m2 excludes V.A.T. but includes delivery to site), includes waste, laying, supply and fixing with an approved adhesive and jointing white grout all as per manufacturers specifications</u>			
2/11/1	Plastered walls	m2	167
2/11/2	On narrow widths	m2	17
2/11/3	Splash backs	m2	2
<u>FLOOR TILING</u>			
<u>420 x 420 x 11.5mm Thick non-slip ceramic tiles (P.C allowance of R 200.00/m2 excludes V.A.T. but includes delivery to site), includes waste, laying, supply and fixing with an approved adhesive and jointing in waterproof cementitious grout</u>			
2/11/4	On floors	m2	88
2/11/5	75mm high skirting	m	219
<u>ATTIC STOCK</u>			
2/11/6	150 x 150 x mm ceramic tiles(PC allowance of R 120.00/m2 excludes V.A.T. but includes delivery to site)	m2	17
2/11/7	420 x 420 x 11.5mm Thick non-slip ceramic tiles (P.C allowance of R 200.00/m2 excludes V.A.T. but includes delivery to site)	m2	9
Carried Forward			R
Section No. 2 4 SEATER ENVIROLOO TOILET BLOCK X 3 Bill No. 11 Tiling			

LIMPOPO DEPARTMENT OF EDUCATION
 DEMOLITIONS, REFURBISHMENT AND ADDITIONS AT
 NKGONYELETSE SECONDARY SCHOOL

Brought Forward			R
<u>SUNDRIES</u>			
<u>10mm aluminium straight edge trim</u>			
2/11/8	Dividing strip between tiles and door frames	m	5
Carried Forward to Summary of Section No.			R
Section No. 2			
4 SEATER ENVIROLOO TOILET BLOCK X 3			
Bill No. 11			
Tiling			

**LIMPOPO DEPARTMENT OF EDUCATION
DEMOLITIONS, REFURBISHMENT AND ADDITIONS AT
NKGONYELETSE SECONDARY SCHOOL**

Item No		Quantity	Rate	Amount
	<p><u>BILL NO. 12</u></p> <p><u>PLUMBING AND DRAINAGE (PROVISIONAL)</u></p> <p><u>PREAMBLES</u></p> <p>NOTE : The tenderer is referred to the relevant clauses in the Model Preambles for Trades (2008 Edition) as issued by the Association of South African Quantity Surveyors before pricing this bill.</p> <p><u>SUPPLEMENTARY PREAMBLES</u></p> <p>Supplementary preamble items described in Bill No. 1, shall equally apply to this bill.</p> <p><u>uPVC pipes and fittings:</u></p> <p>Sewer and drainage pipes and fittings shall be jointed and sealed with butyl rubber rings</p> <p><u>uPVC pressure pipes and fittings:</u></p> <p>Pipes for water supply shall be of the class stated</p> <p><u>Excavations:</u></p> <p>No claim for excavation in material other than "earth" will be entertained unless the contractor has timeously notified the quantity surveyor thereof prior to backfilling, and has obtained, in writing , authorised classification thereof.</p> <p>"Intermediate material" and " hard rock" shall be as defined in "Earthworks".</p> <p>Quantities of all excavations, carting away excavated material and backfilling are calculated on the nett extent to be formed, or filled, in accordance with drawings and specifications, and the Contractor is to allow in his prices for any bulking.</p> <p>Classes of excavation shall be as S.A.B.S 1200D clause 3.1.2.</p> <p style="text-align: right;">Carried Forward</p> <p>Section No. 2 4 SEATER ENVIROLOO TOILET BLOCK X 3 Bill No. 12 Plumbing and Drainage</p>			R

**LIMPOPO DEPARTMENT OF EDUCATION
DEMOLITIONS, REFURBISHMENT AND ADDITIONS AT
NKGONYELETSE SECONDARY SCHOOL**

	Brought Forward			R
	<p><u>Laying, backfilling, bedding, etc., of pipes:</u></p> <p>Pipes shall be laid and bedded, and trenches shall be carefully backfilled, in accordance with the specific instructions</p> <p><u>GENERAL NOTES TO TENDERERS</u></p> <p>General notes, described in Bill No.1, shall equally apply to this Bill.</p> <p><u>RAINWATER GOODS</u></p> <p><u>Similar Approved</u></p> <p><u>Gutters</u></p>			
2/12/1	100 x 100 x 0.6mm thick Ogee profile eaves gutter aluminium box gutter, fixed with and including fixing clips to fascia boards	m	69	
2/12/2	Extra over eaves gutter for stopped end	No	24	
2/12/3	Extra over eaves gutter for corner	No	52	
2/12/4	Extra over eaves gutter for outlet	No	12	
	<u>Rainwater downpipes</u>			
2/12/5	100mm diameter x 0.6mm thick rainwater downpipe with Chromadek finish (Colour: TBC), fixed with and including brackets to wall face, with brackets spaced as per manufacturer's recommendations, and with downpipes spaced as per engineer's specification	m	42	
2/12/6	Extra over downpipe for offset	No	24	
2/12/7	Extra over downpipe for shoe	No	12	
	<u>SANITARY FITTINGS</u>			
	Refer to sanitary schedule drawing for full description of abbreviations			
	Carried Forward			R
	<p>Section No. 2 4 SEATER ENVIROLOO TOILET BLOCK X 3 Bill No. 12 Plumbing and Drainage</p>			

Brought Forward			R
<u>WASH HAND BASINS</u>			
<u>Similar Approved</u>			
<u>Vaal Sanitaryware "Hibiscus" vitreous china basin with three semi-punched holes tap holes, including integrated overflow, including chain stay hole through the centre semi-punched tap hole, supplied with plug and chain, hung to walls (PC allowance of R450.00/no excludes V.A.T. but includes delivery to site), includes waste, supply and fixing</u>			
2/12/8	WHB, installed complete	No	6
<u>WATER CLOSET</u>			
<u>Similar Approved</u>			
<u>Vaal Sanitaryware "Daisy" semi-close coupled water closet comprising double flap heavy duty thermoplastic seat rim pan and matching 9 litre cistern complete with lid, fitments and flush pipe elbow (PC allowance of R2 800.00/no excludes V.A.T. but includes delivery to site), includes waste, supply and fixing</u>			
2/12/9	WC, installed complete	No	12
<u>CHROME PLATED WASTE UNIONS, ETC. (Supply & Fit)</u>			
2/12/10	32mm Basin waste union	No	6
<u>TOILET ROLL HOLDER</u>			
<u>To be approved by Architect</u>			
2/12/11	130 x 560 x 130mm mild steel vandal proof Toilet paper roll holder (Colour: White), plugged and screwed to walls	No	12
Carried Forward			R
Section No. 2 4 SEATER ENVIROLOO TOILET BLOCK X 3 Bill No. 12 Plumbing and Drainage			

**LIMPOPO DEPARTMENT OF EDUCATION
DEMOLITIONS, REFURBISHMENT AND ADDITIONS AT
NKGONYELETSE SECONDARY SCHOOL**

Brought Forward			R
<u>SOAP DISPENSER</u>			
<u>To be approved by Architect</u>			
2/12/12	110 x 170 x 35mm high plastic Soap dispenser (Colour: White and transparent), with lever button and pump, plugged and screwed to wall	No	2
<u>PAPER TOWEL DISPENSER</u>			
<u>To be approved by Architect</u>			
2/12/13	360 x 380 x 240mm high lockable auto-cut (reflex) plastic Paper towel dispenser (Colour: White), plugged and screwed to wall	No	2
<u>TAPS, VALVES, ETC</u>			
<u>Similar Approved</u>			
2/12/14	15mm Cobra brass watertight hose Bib tap (Code: 108-15)	No	6
<u>TESTING</u>			
2/12/15	Testing water pipe system		Item
<u>BUDGETARY ALLOWANCE</u>			
2/12/16	Allow an amount of R322 200.00 (Three Hundred and Twenty Two Thousand Two Hundred) for the supply and installation of Sanitary Fitting Sundries		Item
2/12/17	Allow an amount of R200 000.00 (Two Hundred Thousand) for the supply and installation of Enviro-loo complete		Item
Carried Forward to Summary of Section No.			R
Section No. 2			
4 SEATER ENVIROLOO TOILET BLOCK X 3			
Bill No. 12			
Plumbing and Drainage			

**LIMPOPO DEPARTMENT OF EDUCATION
DEMOLITIONS, REFURBISHMENT AND ADDITIONS AT
NKGONYELETSE SECONDARY SCHOOL**

Item No		Quantity	Rate	Amount
	<u>BILL NO. 13</u>			
	<u>GLAZING</u>			
	<u>PREAMBLES</u>			
	NOTE : The tenderer is referred to the relevant clauses in the Model Preambles for Trades (2008 Edition) as issued by the Association of South African Quantity Surveyors before pricing this bill.			
	<u>SUPPLEMENTARY PREAMBLES</u>			
	Supplementary preamble items described in Bill No. 1, shall equally apply to this Bill.			
	<u>GENERAL NOTES TO TENDERERS</u>			
	General notes, described in Bill No. 1, shall equally apply to this Bill.			
	<u>Note:</u>			
	All glazing to comply with SABS 1263 Part 3:1998. Light and ventilation to comply with Part O if NBR 0400			
	<u>GLASS TO STEEL WITH PUTTY</u>			
	<u>6mm obscure floated glass fixed glazing putty</u>			
2/13/1	Panes exceeding 0.5m ² and not exceeding 2.0m ²	m ²	6	
	<u>TOPS, SHELVES, DOORS, MIRROR ETC</u>			
	<u>6mm Polished plate float glass mirrors with square polished edges plugged with chrome plated detachable screws or similarly approved</u>			
2/13/2	Mirror 400 x 600 mm high	No	6	
	Carried Forward to Summary of Section No.			R
	Section No. 2 4 SEATER ENVIROLOO TOILET BLOCK X 3 Bill No. 13 Glazing			

**LIMPOPO DEPARTMENT OF EDUCATION
DEMOLITIONS, REFURBISHMENT AND ADDITIONS AT
NKGONYELETSE SECONDARY SCHOOL**

Item No		Quantity	Rate	Amount
	<u>BILL NO. 14</u>			
	<u>PAINTWORK</u>			
	<u>PREAMBLES</u>			
	NOTE : The tenderer is referred to the relevant clauses in the Model Preambles for Trades (2008 Edition) as issued by the Association of South African Quantity Surveyors before pricing this bill.			
	<u>SUPPLEMENTARY PREAMBLES</u>			
	Supplementary preamble items described in Bill No. 1, shall equally apply to this Bill.			
	<u>GENERAL NOTES TO TENDERERS</u>			
	General notes, described in Bill No. 1, shall equally apply to this Bill.			
	<u>PAINTWORK ETC TO NEW WORK</u>			
	<u>FIBRE CEMENT</u>			
	<u>Prepare and apply one coat universal undercoat and two coats Super Acrylic PVA paint or similar approved, colour to be confirmed by architect</u>			
2/14/1	On internal ceilings and cornices	m2	62	
2/14/2	Fibre cement fascias boards not exceeding 300mm high or wide painted on both side	m	69	
	<u>Prepare and apply one coat alkali resistant sealer and two coats mat enamel paint, colour to be confirmed by architect</u>			
2/14/3	Fiber cement window sill not exceeding 300mm high or wide	m	6	
	Carried Forward			R
	Section No. 2 4 SEATER ENVIROLOO TOILET BLOCK X 3 Bill No. 14 Paintwork			

Brought Forward			R
<u>FLOATED PLASTER INTERNAL WALLS</u>			
<u>Prepare and apply one coat merit universal undercoat and two coats Super Acrylic PVA paint or similar approved, colour to be confirmed by architect</u>			
2/14/4	Plastered walls	m2	281
<u>METAL SURFACES</u>			
<u>Prepare and apply one coat Duraphos, one coat universal under coat and two coats gloss enamel paint, colour to be confirmed by architect</u>			
2/14/5	On gates, grilles, burglar screens, balustrades, etc (both sides measured on full flat area)	m2	23
2/14/6	On window frames	m2	6
2/14/7	On door frames	m2	38
2/14/8	On gutters	m	69
2/14/9	On downpipes	m	43
<u>Prepare and apply one coat Merit universal undercoat and two coats gloss enamel paint, colour to be confirmed by architect</u>			
<u>WOOD</u>			
<u>Prepare and apply one coat universal undercoat and two coats acrylic PVA, colour to be confirmed by architect</u>			
2/14/10	On door	m2	84
<u>Prepare and paint three coats clear varnish:</u>			
2/14/11	On door	m2	20
Carried Forward to Summary of Section No.			R
Section No. 2			
4 SEATER ENVIROLOO TOILET BLOCK X 3			
Bill No. 14			
Paintwork			

**LIMPOPO DEPARTMENT OF EDUCATION
DEMOLITIONS, REFURBISHMENT AND ADDITIONS AT
NKGONYELETSE SECONDARY SCHOOL**

Bill No	<u>SECTION SUMMARY</u>	Page No	Amount
2/1	Earthworks	2/4	
2/2	Concrete, Formwork and Reinforcement	2/8	
2/3	Masonry	2/12	
2/4	Waterproofing	2/13	
2/5	Roof Coverings	2/15	
2/6	Carpentry and Joinery	2/19	
2/7	Ceilings, Partitions and Access Flooring	2/22	
2/8	Ironmongery	2/25	
2/9	Metalwork	2/29	
2/10	Plastering	2/30	
2/11	Tiling	2/33	
2/12	Plumbing and Drainage	2/37	
2/13	Glazing	2/38	
2/14	Paintwork	2/40	
	Carried to Final Summary		
	Section No. 2		
	4 SEATER ENVIROLOO TOILET BLOCK X 3		
			R

**LIMPOPO DEPARTMENT OF EDUCATION
DEMOLITIONS, REFURBISHMENT AND ADDITIONS AT
NKGONYELETSE SECONDARY SCHOOL**

Item No		Quantity	Rate	Amount
	<p><u>SECTION NO. 3</u></p> <p><u>BILL NO. 1</u></p> <p><u>EARTHWORKS (PROVISIONAL)</u></p> <p><u>PREAMBLES</u></p> <p>NOTE : The tenderer is referred to the relevant clauses in the Model Preambles for Trades (2008 Edition) as issued by the Association of South African Quantity Surveyors before pricing this bill.</p> <p><u>SUPPLEMENTARY PREAMBLES</u></p> <p>Supplementary preamble items described in Bill No. 1, shall equally apply to this Bill.</p> <p><u>GENERAL NOTES TO TENDERERS</u></p> <p>General notes, described in Bill No.1, shall equally apply to this Bill.</p> <p><u>NOTES</u></p> <p><u>Carting away of excavated material</u></p> <p>Descriptions of carting away of excavated material shall be deemed to include loading excavated material onto trucks directly from the excavations or, alternatively, from stock piles situated on the building site</p> <p><u>Filling</u></p> <p>Notwithstanding the reference to prescribed multiple handling in clause 1 page 6 of the Standard System of Measuring Building Work, prices for filling and backfilling shall include for all selection and any multiple handling of material</p> <p>Excavations measured in successive depths of 2m.</p> <p><u>SITE CLEARANCE ETC</u></p> <p><u>Site clearance</u></p>			
3/1/1	<p>Digging up and removing rubbish, debris, vegetation, hedges, shrubs and trees not exceeding 200mm girth, bush, etc</p>	m2	435	
	Carried Forward			R
	<p>Section No. 3 MEDIUM ADMINISTRATION BLOCK Bill No. 1 Earthworks</p>			

Brought Forward			R
<u>EXCAVATIONS</u>			
<u>Excavation in earth not exceeding 2m deep</u>			
3/1/2	Trenches	m3	109
<u>Extra over excavations in earth to trenches and holes for</u>			
3/1/3	Excavation in soft rock	m3	11
3/1/4	Excavation in hard rock	m3	5
<u>CARTING AWAY OF EXCAVATED MATERIAL</u>			
<u>Note:</u>			
Description of carting away of excavated material shall be deemed to include loading excavated material onto trucks directly from the excavations or , alternatively, from stock piles situated on the building site.			
3/1/5	Extra over all excavation for carting away surplus material from excavation and / or stockpile on site to a dumping site to be located by the Contractor	m3	62
<u>RISK OF COLLAPSE OF EXCAVATIONS</u>			
<u>Risk of collapse to side of excavation in earth not exceeding 1,5m deep</u>			
3/1/6	Trenches and holes	m2	335
<u>KEEPING EXCAVATIONS FREE FROM WATER</u>			
3/1/7	Keeping excavations free of all water other than subterranean water		Item
<u>FILLING, ETC.</u>			
<u>Earth filling obtained from the excavations and/or prescribed stock piles on site compacted to 93% Mod AASHTO density in layers not exceeding 150mm thick</u>			
3/1/8	Backfilling to trenches, holes, etc	m3	53
3/1/9	Under floors, steps, pavings, etc	m3	237
Carried Forward			R
Section No. 3 MEDIUM ADMINISTRATION BLOCK Bill No. 1 Earthworks			

**LIMPOPO DEPARTMENT OF EDUCATION
DEMOLITIONS, REFURBISHMENT AND ADDITIONS AT
NKGONYELETSE SECONDARY SCHOOL**

Brought Forward			R
<u>Imported gravel filling (G7) stabilise with 2-3% cement compacted to 93% Mod AASHTO density in layers not exceeding 150mm thick</u>			
3/1/10	Backfilling to trenches, holes, etc	m3	16
3/1/11	Under floors, steps, pavings, etc	m3	46
<u>Filling supplied by the Contractor under floors, trenches, etc.</u>			
3/1/12	Sub-base filling (G5) from excavations under solid floors, steps, etc. compacted to 95% modified AASHTO density in layers not exceeding 150mm thick	m3	46
<u>COMPACTION OF SURFACES</u>			
3/1/13	Prepare ground surface by scarifying sub-grade, rip and re-compact 150mm to 90% modified AASHTO density	m2	484
<u>WEED KILLERS, INSECTICIDES, TERMITES, etc.</u>			
<u>Protection against termites, ants, etc</u>			
3/1/14	Under floors etc including forming and poisoning shallow furrows against foundation walls etc, filling in furrows and ramming	m2	484
3/1/15	To bottom and sides of excavated trenches, Holes, etc.	m2	444
Carried Forward to Summary of Section No.			R
Section No. 3			
MEDIUM ADMINISTRATION BLOCK			
Bill No. 1			
Earthworks			

Item No		Quantity	Rate	Amount
	<p><u>BILL NO. 2</u></p> <p><u>CONCRETE, FORMWORK AND REINFORCEMENT</u></p> <p><u>PREAMBLES</u></p> <p>NOTE : The tenderer is referred to the relevant clauses in the Model Preambles for Trades (2008 Edition) as issued by the Association of South African Quantity Surveyors before pricing this bill.</p> <p><u>SUPPLEMENTARY PREAMBLES</u></p> <p>Supplementary preamble items described in Bill No. 1, shall equally apply to this Bill.</p> <p><u>Cost of tests</u></p> <p>The costs of making, storing and testing of concrete test cubes as required under clause 7, "Tests" of SANS 1200 G, shall include the cost of providing cube moulds necessary for the purpose, for testing costs and for submitting reports on the tests to the principal agent. The testing shall be undertaken by an independent firm or institution nominated by the contractor to the approval of the principal agent. (Test cubes are measured separately)</p> <p><u>Formwork</u></p> <p>Descriptions of formwork shall be deemed to include use and waste only (except where described as "left in" or "permanent"), for fitting together in the required forms, wedging, plumbing and fixing to true angles and surfaces as necessary to ensure easy release during stripping and for reconditioning as necessary before re-use. The vertical strutting shall be carried down to such construction as is sufficiently strong to afford the required support without damage and shall remain in position until the newly constructed work is able to support itself.</p> <p>Formwork to soffits of solid slabs, etc. shall be deemed to be to slabs not exceeding 250mm thick unless otherwise described. Formwork to soffits of slabs, beams, etc. shall be deemed to be propped up exceeding 1,5m and not exceeding 3,5m high unless otherwise described.</p> <p style="text-align: right;">Carried Forward</p> <p>Section No. 3 MEDIUM ADMINISTRATION BLOCK Bill No. 2 Concrete, Formwork and Reinforcement</p>			R

	Brought Forward			R	
	<p>Formwork to sides of bases, pile caps, ground beams, etc. will only be measured where it is prescribed by the engineer for design reasons. Formwork necessitated by irregularity or collapse of excavated faces will not be measured and the cost thereof shall be deemed to be included in the allowance for taking the risk of collapse of the sides of the excavations, provision for which is made in "Earthworks".</p> <p>The Tenderer is to note that for the "off-shutter" concrete finish shall be in accordance with the architectural specification 616 CON-140: Smooth + fair finish:-</p> <ul style="list-style-type: none"> · Degree of accuracy: I · Finish: Smooth and even · Form facing material to produce a smooth, hard, uniform texture on the concrete · Steel faced formwork. Joints grout-tight. · Panels shall be as large as practicable and arranged in a regular pattern as a feature of the surface · Formwork tie holes: to the approval of the architect · Repair imperfections: not allowed. Tie bolt holes shall be patched · Not permitted: blowholes, small fins, bulges, irregularities, voids, honeycombing, segregation and other large defects. · Concrete surfaces: No further treatment to form a smooth finish of uniform texture, appearance and colour <p>Structural Concrete</p> <p>Tenderers are referred to the Structural Engineer's - Standard Specifications which should be read before pricing this trade in particular, but also the other trades. The use of extenders, fly-ash, etc. are clearly described on this drawing.</p> <p><u>GENERAL NOTES TO TENDERERS</u></p> <p>General notes, described in Bill No.1, shall equally apply to this Bill.</p> <p><u>UNREINFORCED CONCRETE CAST AGAINST EXCAVATED SURFACES</u></p> <p><u>15Mpa/19mm concrete</u></p>				
3/2/1	Blinding	m3	5		
	Carried Forward			R	
	<p>Section No. 3 MEDIUM ADMINISTRATION BLOCK Bill No. 2 Concrete, Formwork and Reinforcement</p>				

Brought Forward			R
<u>REINFORCED CONCRETE CAST AGAINST EXCAVATED SURFACE</u>			
<u>25MPa/19mm Concrete</u>			
3/2/2	Strip footings	m3	27
<u>REINFORCED CONCRETE CAST IN FORMWORK</u>			
<u>20Mpa/19mm concrete</u>			
3/2/3	Concrete Apron cast to fall etc,	m3	18
<u>25MPa/19mm Concrete</u>			
3/2/4	Surface beds cast in panels	m3	40
3/2/5	Slabs including beams and inverted beams	m3	1
<u>TEST BLOCKS</u>			
<u>Notes:</u>			
Concrete strength test cubes, label and send to an approved laboratory for testing, pay all charges and submit report to the Regional Representative. Only successful tests will be paid for (Provisional)			
3/2/6	Making and testing 150 x 150 x 150mm concrete strength test cube (Provisional)	No	42
<u>SUNDRIES TO CONCRETE</u>			
<u>Surface treatment</u>			
3/2/7	Power float top surface of concrete surface bed to a true and even level finish	m2	489
<u>ROUGH FORMWORK (DEGREE OF ACCURACY II)</u>			
<u>Rough formwork to sides</u>			
3/2/8	Edges, risers, ends and reveals not exceeding 300mm high or wide	m	277
<u>Rough formwork to soffits</u>			
3/2/9	Flat slabs not exceeding 250mm thick, propped up not exceeding 3,5m high from bearing level	m2	5
Carried Forward			R
Section No. 3 MEDIUM ADMINISTRATION BLOCK Bill No. 2 Concrete, Formwork and Reinforcement			

**LIMPOPO DEPARTMENT OF EDUCATION
DEMOLITIONS, REFURBISHMENT AND ADDITIONS AT
NKGONYELETSE SECONDARY SCHOOL**

Brought Forward		R
<u>MOVEMENTS JOINTS ETC,</u>		
<u>Saw cuts Joints</u>		
3/2/10	3 x 30mm In saw cut joints in floors	m 19
<u>Expansion joints</u>		
3/2/11	10mm soft board or similar approved between concrete and brick wall	m 87
<u>REINFORCEMENT (PROVISIONAL)</u>		
<u>High and mild tensile steel reinforcement to structural concrete work</u>		
3/2/12	All diameter bars	t 2
<u>Fabric reinforcement:</u>		
3/2/13	Type 245 fabric reinforcement in concrete surface beds, slabs, etc.	m2 305
Carried Forward to Summary of Section No.		R
Section No. 3		
MEDIUM ADMINISTRATION BLOCK		
Bill No. 2		
Concrete, Formwork and Reinforcement		

**LIMPOPO DEPARTMENT OF EDUCATION
DEMOLITIONS, REFURBISHMENT AND ADDITIONS AT
NKGONYELETSE SECONDARY SCHOOL**

Item No		Quantity	Rate	Amount
	<p><u>BILL NO. 3</u></p> <p><u>MASONRY</u></p> <p><u>PREAMBLES</u></p> <p>NOTE : The tenderer is referred to the relevant clauses in the Model Preambles for Trades (2008 Edition) as issued by the Association of South African Quantity Surveyors before pricing this bill.</p> <p><u>SUPPLEMENTARY PREAMBLES</u></p> <p>Supplementary preamble items described in Bill No. 1, shall equally apply to this Bill.</p> <p><u>GENERAL NOTES TO TENDERERS</u></p> <p>General notes, described in Bill No.1, shall equally apply to this Bill.</p> <p><u>Sizes in descriptions</u></p> <p>Where sizes in descriptions are given in brick units, "one brick" shall represent the length and "half brick" the width of a brick</p> <p><u>Hollow walls etc</u></p> <p>Descriptions of hollow walls shall be deemed to include leaving every fifth perpend of the bottom course of the external skin open as a weep hole. Walls in two skins described as "bagged and sealed" shall be deemed to include having the outer face of the inner skin bagged with 1:6 cement and sand mixture and sealed with two coats "Brickseal" bitumen emulsion waterproofing coating.</p> <p><u>Face bricks</u></p> <p>Bricks shall be ordered timeously to obtain uniformity in size and colour</p> <p><u>Pointing</u></p> <p>Descriptions of recessed pointing to fair face brickwork and face brickwork shall be deemed to include square recessed, hollow recessed, weathered pointing, etc</p>			
	Carried Forward		R	
	<p>Section No. 3 MEDIUM ADMINISTRATION BLOCK Bill No. 3 Masonry</p>			

**LIMPOPO DEPARTMENT OF EDUCATION
DEMOLITIONS, REFURBISHMENT AND ADDITIONS AT
NKGONYELETSE SECONDARY SCHOOL**

Brought Forward			R
<u>BRICKWORK IN FOUNDATION</u>			
<u>Brickwork in 73mm burnt clay masonry units class NFP in Class II mortar, laid in stretcher bond with 10mm flush joints</u>			
3/3/1	One brick wall	m2	126
<u>SUPERSTRUCTURE BRICKWORK</u>			
<u>Brickwork of NFP brick in class II mortar laid in stretcher bond with 10mm flush joints</u>			
3/3/2	One brick wall	m2	377
3/3/3	Half brick wall	m2	127
3/3/4	Half brick wall, in beamfilling	m2	14
<u>Mass brickwork in regular piers of NFP brick in class II mortar laid in stretcher bond</u>			
3/3/5	340 x 230mm Brick Piers	m3	1
3/3/6	360 x 230mm Brick Piers	m3	1
<u>FACE BRICKWORK</u>			
Bricks shall be ordered timeously to obtain uniformity in size and colour			
<u>"Corobrick" face bricks (Colour: TBC) with PC sum amount of R 4 500.00 per thousand bricks delivered to site (excluding VAT) manufactured in accordance with SANS 227-2007, bedded and jointed in Class II mortar and pointed with recessed 6mm joints in both directions</u>			
3/3/7	Extra over brickwork for face brickwork in foundations (Provisional)	m2	252
3/3/8	Extra over brickwork for face brickwork in superstructure	m2	256
3/3/9	Extra over brickwork for face brickwork in brick-on-edge header course lintel	m	41
3/3/10	Extra over brickwork for face brickwork in brick-on-edge header course sills, bedded in mortar and set slightly sloped	m	32
3/3/11	Extra over brickwork for face brickwork to piers	m2	27
3/3/12	Extra over brickwork for face brickwork in beamfilling	m2	14
Carried Forward			R
Section No. 3 MEDIUM ADMINISTRATION BLOCK Bill No. 3 Masonry			

**LIMPOPO DEPARTMENT OF EDUCATION
DEMOLITIONS, REFURBISHMENT AND ADDITIONS AT
NKGONYELETSE SECONDARY SCHOOL**

Brought Forward			R
<u>BRICKWORK SUNDRIES</u>			
<u>Brickwork reinforcement</u>			
3/3/13	75mm Wide reinforcement built in horizontally	m	374
3/3/14	150mm Wide reinforcement built in horizontally.	m	1 857
<u>"Allied concrete" or similar approved prestressed fabricated lintels</u>			
3/3/15	100 x 70mm Lintels in lengths not exceeding 3m	m	43
3/3/16	175 x 70mm Lintels in lengths not exceeding 3m	m	33
<u>Turning pieces</u>			
3/3/17	110mm Wide turning piece to flat brick lintels	m	57
<u>Air bricks etc</u>			
3/3/18	Set of 2 240 x 155mm Terracota air bricks as per architects specification	No	4
<u>Roof ties</u>			
3/3/19	30 x 1.2mm galvanised steel strapping, built into wall for 5 courses and minimum 800mm to be fixed to trusses	No	76
<u>MOVEMENTS JOINTS ETC,</u>			
<u>Expansion joints</u>			
3/3/20	30mm softboard between vertical brick surfaces not exceeding 300mm wide	m2	18
Carried Forward to Summary of Section No.			R
Section No. 3 MEDIUM ADMINISTRATION BLOCK Bill No. 3 Masonry			

**LIMPOPO DEPARTMENT OF EDUCATION
DEMOLITIONS, REFURBISHMENT AND ADDITIONS AT
NKGONYELETSE SECONDARY SCHOOL**

Item No		Quantity	Rate	Amount
	<u>BILL NO. 4</u>			
	<u>WATERPROOFING</u>			
	<u>PREAMBLES</u>			
	NOTE : The tenderer is referred to the relevant clauses in the Model Preambles for Trades (2008 Edition) as issued by the Association of South African Quantity Surveyors before pricing this bill.			
	<u>SUPPLEMENTARY PREAMBLES</u>			
	Supplementary preamble items described in Bill No. 1, shall equally apply to this bill.			
	<u>GENERAL NOTES TO TENDERERS</u>			
	General notes, described in Bill No.1, shall equally apply to this Bill.			
	<u>DAMP PROOFING OF WALLS AND FLOORS</u>			
	<u>One layer of 375 micron "Consol Plastic Brikgrip DPC" embossed damp proof course</u>			
3/4/1	Under walls	m2	3	
3/4/2	Under cills, etc.	m2	7	
	<u>One layer of 250 micron "USB Green" or similar approved dampproof membrane sealed at laps with PVC self -adhesive tape</u>			
3/4/3	Under surface beds.	m2	484	
	<u>JOINTS SEALANTS, ETC.</u>			
	<u>Mastic grey polysulphide sealing compound including raking out of joints filler as necessary</u>			
3/4/4	3 x 30mm In saw cut joints in floors	m	19	
3/4/5	10mm Isolation Joints between surface bed concrete and brick wall	m	87	
	Carried Forward to Summary of Section No.			R
	Section No. 3 MEDIUM ADMINISTRATION BLOCK Bill No. 4 Waterproofing			

**LIMPOPO DEPARTMENT OF EDUCATION
DEMOLITIONS, REFURBISHMENT AND ADDITIONS AT
NKGONYELETSE SECONDARY SCHOOL**

Item No		Quantity	Rate	Amount
	<u>BILL NO. 5</u>			
	<u>ROOF COVERINGS</u>			
	<u>PREAMBLES</u>			
	NOTE : The tenderer is referred to the relevant clauses in the Model Preambles for Trades (2008 Edition) as issued by the Association of South African Quantity Surveyors before pricing this bill.			
	<u>SUPPLEMENTARY PREAMBLES</u>			
	Supplementary preamble items described in Bill No. 1, shall equally apply to this bill.			
	<u>GENERAL NOTES TO TENDERERS</u>			
	General notes, described in Bill No.1, shall equally apply to this Bill.			
	<u>ROOF SHEETING</u>			
	<u>Similar Approved</u>			
	<u>0.6mm thick "Brownbuilt Klip-lok light Industrial" galvanised troughed roof sheeting with "Chromadek - Traffic Green" finish on one side, and 0.6mm galvanised steel accessories fixed to timber purlins or rails fixed in strict accordance to the manufacturer's instructions and fixed by an approved erector. A written and approved five (5) year guarantee of water-tightness shall be issued after approval of roofs by the manufacturer</u>			
3/5/1	Roof sheeting pitch not exceeding 25 degrees	m2	441	
3/5/2	550mm girth Ridge capping, 3 times bent and notched on site to suit roof profile	m	25	
3/5/3	550mm girth Hip capping, 3 times bent and notched on site to suit roof profile.	m	39	
3/5/4	550mm girth close cut and mitred Valley gutter, 4 times bent and including soakers, etc	m	9	
	Carried Forward			R
	Section No. 3 MEDIUM ADMINISTRATION BLOCK Bill No. 5 Roof Coverings			

	Brought Forward			R
	<p><u>ROOF AND WALL INSULATION</u></p> <p><u>Similar Approved</u></p> <p><u>Sisalation "Bubble Foil" aluminium foil binded insulation</u></p>			
3/5/5	<p>135mm thick Insulation laid over purlins (at approximately 750mm centres), fixed concurrent with sheeting with and including galvanised steel accessories</p>	m2	441	
	<p>Carried Forward to Summary of Section No.</p>			R
	<p>Section No. 3 MEDIUM ADMINISTRATION BLOCK Bill No. 5 Roof Coverings</p>			

**LIMPOPO DEPARTMENT OF EDUCATION
DEMOLITIONS, REFURBISHMENT AND ADDITIONS AT
NKGONYELETSE SECONDARY SCHOOL**

Item No		Quantity	Rate	Amount
	<p><u>BILL NO. 6</u></p> <p><u>CARPENTRY AND JOINERY</u></p> <p><u>PREAMBLES</u></p> <p>NOTE : The tenderer is referred to the relevant clauses in the Model Preambles for Trades (2008 Edition) as issued by the Association of South African Quantity Surveyors before pricing this bill.</p> <p><u>SUPPLEMENTARY PREAMBLES</u></p> <p>Supplementary preamble items described in Bill No. 1, shall equally apply to this bill.</p> <p><u>GENERAL NOTES TO TENDERERS</u></p> <p>General notes, described in Bill No.1, shall equally apply to this Bill.</p> <p><u>Joinery</u></p> <p>Descriptions of frames shall be deemed to include frames, transoms, mullions, rails, etc.</p> <p>Descriptions of hardwood joinery shall be deemed to be fixed with hardened steel nails or shot pins to brickwork or concrete.</p> <p><u>Fixing</u></p> <p>Items described as nailed shall be deemed to be fixed with hardened steel nails or shot pins to brickwork or concrete</p> <p><u>Decorative laminate finish</u></p> <p>Laminate finish shall be glued under pressure. Edge strips shall be butt jointed at junctions with adjacent similar finish</p> <p><u>Timber</u></p> <p>All softwood to be South African Pine</p> <p><u>Descriptions</u></p> <p>Items described as "bolted" shall be deemed to exclude the bolts and include the holes unless otherwise described.</p>			
	Carried Forward		R	
	<p>Section No. 3 MEDIUM ADMINISTRATION BLOCK Bill No. 6 Carpentry and Joinery</p>			

<p style="text-align: center;">Brought Forward</p> <p>Where the fixing of members is not stated it shall mean the nailing of one timber member to another.</p> <p>The term "planted on" shall mean the nailing of one timber member to another</p> <p>The term "screwed on" shall mean the countersunk screwing of one timber member to another.</p> <p>The term "screwed on and pelleted" shall mean the screwing of one timber member to another with the heads of screw sunk and pelleted.</p> <p>The term "plugged" shall mean the countersunk screwing of a timber member to and including plastic plugs in brickwork or concrete.</p> <p>The term "plugged and pelleted" shall mean the screwing of a timber member to and including plastic plugs in brickwork or concrete with heads of screw sunk and pelleted.</p> <p>Shelving, etc. described as screwed to steel must be fixed from underside and prices are to include for countersunk drilling through the steel for screw fixing.</p> <p>Descriptions of floors, ceilings, joinery, etc. shall be deemed to include for all square cutting</p> <p>Descriptions of items given in linear metre shall be deemed to include for mitres, stopped ends, fitted intersections, etc.</p> <p>Descriptions of rounded angles, rebates, grooves, chamfers, moulded edges, etc. shall be deemed to include for angles, ends, etc.</p>			R	
<p style="text-align: center;">Carried Forward</p> <p>Section No. 3 MEDIUM ADMINISTRATION BLOCK Bill No. 6 Carpentry and Joinery</p>			R	

Brought Forward		R
<u>ROOFS, ETC</u>		
<u>Plate nailed timber roof truss construction</u>		
The following is applicable in respect of roof trusses:		
All timber to be sawn softwood in accordance with V4 or M4 as defined in SABS 563 or SABS 1245.		
Metal connector plates shall have a minimum yield strength of 228 MPa and a minimum ultimate tensile strength of 330 Mpa with hot-dip galvanised finish.		
All joints to be close fitted butt joints.		
Trusses shall be designed by a registered supplier of prefabricated trusses who shall issue an Engineers Certificate upon completion of the installation.		
The dimensions in the descriptions of the trusses are nominal and actual measurements are to be obtained on site before design or fabrication commences.		
Tenderers must study the roof plan and sections as attached to the back of these bills of quantities and must obtain prices from a qualified and registered roof truss supplier as no claims in this regard will be entertained.		
<u>Roof trusses</u>		
3/6/1	Design, supply, take delivery, temporary store, hoist in position and erect plate nailed timber roof trusses, purlins, gang boarding, temporary and permanent bracing, etc (measured on plan)	m2 367
<u>Sawn softwood</u>		
3/6/2	38 x 114mm Wall plates	m 92
<u>Sundries</u>		
3/6/3	Two coats creosote on sawn timbers	m2 34
Carried Forward		R
Section No. 3 MEDIUM ADMINISTRATION BLOCK Bill No. 6 Carpentry and Joinery		

**LIMPOPO DEPARTMENT OF EDUCATION
DEMOLITIONS, REFURBISHMENT AND ADDITIONS AT
NKGONYELETSE SECONDARY SCHOOL**

Brought Forward				R
	<u>Similar Approved</u>			
	<u>"Everite FC77" Fascia and badge boards</u>			
3/6/4	15 x 225mm Pressed fibre cement fascia boards, fixed to supports and roof timbers with one brass screw at maximum 750mm centres, including standard aluminium half round cover strips at all joints, as per architect's specification	m	94	
	<u>DOORS ETC</u>			
	<u>44mm thick solid R&F panel meranti timber doors with masonite backing with 15 horizontal slates on both sides hung to steel frames</u>			
3/6/5	914 x 2032mm single door	No	11	
3/6/6	1500 x 2400mm double door	No	2	
	<u>WINDOWS</u>			
	<u>Similar Approved</u>			
	<u>"Nutec" fibre cement window cills</u>			
3/6/7	150mm x 15mm thick fibre cement Window sill set flat and slightly projecting, with window sill lug screwed to underside of sill at 400mm centres, minimum of 75mm from end of window sill and bedded in 1:4 cement sand mortar with plastic slip joints at end of sills at plaster reveals and projecting from finished face of wall, all as per manufacturer's recommendations	m	32	
Carried Forward to Summary of Section No.				R
Section No. 3				
MEDIUM ADMINISTRATION BLOCK				
Bill No. 6				
Carpentry and Joinery				

**LIMPOPO DEPARTMENT OF EDUCATION
DEMOLITIONS, REFURBISHMENT AND ADDITIONS AT
NKGONYELETSE SECONDARY SCHOOL**

Item No		Quantity	Rate	Amount
	<p><u>BILL NO. 7</u></p> <p><u>CEILING, PARTITIONS AND ACCESS FLOORING</u></p> <p><u>PREAMBLES</u></p> <p>NOTE : The tenderer is referred to the relevant clauses in the Model Preambles for Trades (2008 Edition) as issued by the Association of South African Quantity Surveyors before pricing this bill.</p> <p><u>SUPPLEMENTARY PREAMBLES</u></p> <p>Supplementary preamble items described in Bill No. 1, shall equally apply to this bill.</p> <p><u>GENERAL NOTES TO TENDERERS</u></p> <p>General notes, described in Bill No.1, shall equally apply to this Bill.</p> <p><u>Fixing</u></p> <p>Items described as "plugged" shall be deemed to include screwing to fibre, plastic or metal plugs at not exceeding 500mm centres, and where described as "bolted", the bolts have been given elsewhere.</p> <p>Items described as "nailed" shall be deemed to be fixed with hardened steel nails or pins, or to be shot-pinned, to brickwork or concrete</p> <p><u>Ceilings & Bulkheads</u></p> <p>Unless otherwise described ceilings shall be deemed to be horizontal</p> <p><u>Steel components</u></p> <p>All steel components for ceilings, partitions, etc are to be galvanised in accordance with SANS 121</p> <p><u>Proprietary suspended ceilings</u></p> <p>Hangers, suspension grids, "lay-in" panels, etc are to be in accordance with the manufacturers' recommendations</p>			
	Carried Forward		R	
	<p>Section No. 3 MEDIUM ADMINISTRATION BLOCK Bill No. 7 Ceilings, Partitions and Access Flooring</p>			

Brought Forward				R
	<p>Where electrical light fittings, diffusers, panels etc are units of the same dimensions as the suspension grid described and allowance must be made in the rates accordingly for their support inclusive of any flexibility in setting out that may be required (ceiling panels have not been deducted and pricing is to take cognisance thereof)</p> <p><u>Suspension systems</u></p> <p>Where suspensions of ceilings require a sub-grid, the tenderer should include in his rates for the sub-grid. The design of the sub-grid support is not specified, the tenderer is to obtain the necessary requirements and recommendations for a safe installation from the board and suspension system manufacturer to the satisfaction of the structural engineer.</p> <p><u>NAILED UP CEILINGS</u></p> <p><u>FIBRE - CEMENT BOARDS</u></p> <p><u>Similar Approved</u></p> <p><u>6mm "Everite Nutec" Fibre-cement boards, jointed with and including galvanised H-type primed pressed steel jointing strips, including brandering as per architect's specifications</u></p>			
3/7/1	<p>2400 x 1200mm x 6mm Horizontal ceilings, fixed to and including 38 x 38mm sawn softwood brandering at maximum 400mm centres using 38mm long galvanised nails</p>	m2	284	
	<p><u>CORNICES</u></p> <p><u>"Rhino" plasterboard cornice</u></p>			
3/7/2	<p>75mm Coved cornice, plugged to brickwork</p>	m	254	
	<p><u>SUNDRIES</u></p> <p><u>Extra over for Trap Doors</u></p>			
3/7/3	<p>Extra over ceiling for 600 x 600mm trap door of 38 x 50mm wrought softwood rebated framing, with one 38 x 38mm sawn softwood cross brander covered with ceiling board and fitted flush in opening</p>	No	2	
	Carried Forward			R
	<p>Section No. 3 MEDIUM ADMINISTRATION BLOCK Bill No. 7 Ceilings, Partitions and Access Flooring</p>			

	Brought Forward			R
3/7/4	<p><u>CEILING INSULATION</u></p> <p><u>Insulation</u></p> <p>125mm thick Glass wool insulation blanket closely fitted and laid on top of ceiling panels, all in strict accordance with the manufacturer's specifications.</p>	m2	284	
	Carried Forward to Summary of Section No.			R
	<p>Section No. 3 MEDIUM ADMINISTRATION BLOCK Bill No. 7 Ceilings, Partitions and Access Flooring</p>			

**LIMPOPO DEPARTMENT OF EDUCATION
DEMOLITIONS, REFURBISHMENT AND ADDITIONS AT
NKGONYELETSE SECONDARY SCHOOL**

Item No		Quantity	Rate	Amount
	<p><u>BILL NO. 8</u></p> <p><u>IRONMONGERY</u></p> <p><u>PREAMBLES</u></p> <p>NOTE : The tenderer is referred to the relevant clauses in the Model Preambles for Trades (2008 Edition) as issued by the Association of South African Quantity Surveyors before pricing this bill.</p> <p><u>SUPPLEMENTARY PREAMBLES</u></p> <p>Supplementary preamble items described in Bill No. 1, shall equally apply to this bill.</p> <p><u>GENERAL NOTES TO TENDERERS</u></p> <p>General notes, described in Bill No.1, shall equally apply to this Bill.</p> <p>Where ironmongery is described as plugged, prices are to include for screwing to and including approved patent plugs in concrete or brickwork with plaster or tiled finish, etc.</p> <p><u>Proprietary items</u></p> <p>Where applicable the manufacturers' names or product catalogue titles are given in sub-headings preceding the items</p> <p>Prices are to be based on the specific products/articles specified. If tenderers wish to offer alternative products/articles for certain items, these items are to be clearly marked and the alternative specification given with supporting brochures etc clarifying the features of the products/articles offered</p> <p>On request returnable samples are to be provided to the principal agent for consideration</p>			
	Carried Forward		R	
	<p>Section No. 3 MEDIUM ADMINISTRATION BLOCK Bill No. 8 Ironmongery</p>			

**LIMPOPO DEPARTMENT OF EDUCATION
DEMOLITIONS, REFURBISHMENT AND ADDITIONS AT
NKGONYELETSE SECONDARY SCHOOL**

Brought Forward		R
<u>Finishes to ironmongery</u>		
Where applicable finishes to ironmongery are indicated by suffixes in accordance with the following list:		
BS Satin bronze lacquered		
CH Chromium plated		
SC Satin chromium plated		
SE Silver enamelled		
GE Grey enamelled		
AN Anodised natural		
AS Anodised silver		
AB Anodised bronze		
AG Anodised gold		
ABL Anodised black		
PB Polished brass		
PL Polished and lacquered		
PT Epoxy coated		
SD Sanded		
<u>Rates</u>		
The tenderer is to price for supply, taking delivery of, storing and fixing of the ironmongery listed below.		
<u>DOOR FURNITURE</u>		
<u>Similar Approved</u>		
<u>Handles</u>		
3/8/1	SS Lever handle on rose with cylinder escutcheons (Code: TH120 Cyl S.S)	
	Sets	2.0
3/8/2	SS Pull handle BT fixed on a 150 x 300 x 1.2mm thick Grade 430 steel plate with no cylinder cutout, with steel plate to have 6 countersunk holes for screw fixing (Code: DHP-430-BL 150X300)	
	No	11
<u>Locks</u>		
3/8/3	SS Cylinder sash lock, with case size 116.5 x 78mm, with forend size 168 x 22mm, with 57mm backset and 61mm centre (Code: D036S SS)	
	No	2
3/8/4	SS Cylinder deadlock, with case size 116.5 x 78mm, with forend size 168 x 22mm, with 57mm backset (Code: D037D SS)	
	No	11
Carried Forward		R
Section No. 3 MEDIUM ADMINISTRATION BLOCK Bill No. 8 Ironmongery		

**LIMPOPO DEPARTMENT OF EDUCATION
DEMOLITIONS, REFURBISHMENT AND ADDITIONS AT
NKGONYELETSE SECONDARY SCHOOL**

Brought Forward			R
3/8/5	SN 66mm five pin Euro-profile double cylinder master keyed (Code: DDC106601 MK)	No	2
3/8/6	SN 43mm five pin Euro-profile single cylinder master keyed (Code: DSC104301 MK)	No	11
3/8/7	NP Rebate conversion kit for Euro-profile locks D036S, D037D (Code: D038R NP)	No	2
3/8/8	SC heavy duty 150 x 32mm Barrel bolt (Code: BHD 150)	No	2
3/8/9	SC heavy duty 150 x 32mm Necked barrel bolt (Code: NBHD 150)	No	2
3/8/10	SC 150mm Cabin hook (Code: CH 150)	No	4
<u>Kick and push plates</u>			
3/8/11	SS 200 x 813 x 1.2mm thick Grade 430 kick plate, with 10 countersunk holes for screw fixing (Code: DKP-430-200)	No	30
3/8/12	SS 150 x 300 x 1.2mm thick Grade 430 steel plate, with cylinder cutout right, with steel plate to have 6 countersunk holes for screw fixing (Code: DPP-430-CR 150X300)	No	11
<u>Door closers</u>			
3/8/13	Non hold open cam action slide channel door closer for 950mm maximum door width, with closing force EN 3, with hydraulic speed control, with pull-side door leaf fixing (standard) and push-side transom fixing (Colour: Silver) (Code: TS91B)	No	11
<u>Sundries</u>			
3/8/14	Male / Female fixing screws (Qty 4 per pack)	Sets	11.0
3/8/15	NP floor mounted Door stop (Code: DDS-NP-018)	No	11
<u>PINNING BOARDS, WRITING BOARDS, PROJECTION SCREENS, etc.</u>			
<u>Approved</u>			
3/8/16	White magnetic boards 3000mm x 1200mm high with aluminium frame plugged @ 1100mm above floor level on centre of the wall	No	5
Carried Forward			R
Section No. 3 MEDIUM ADMINISTRATION BLOCK Bill No. 8 Ironmongery			

**LIMPOPO DEPARTMENT OF EDUCATION
DEMOLITIONS, REFURBISHMENT AND ADDITIONS AT
NKGONYELETSE SECONDARY SCHOOL**

	Brought Forward			R
	<p><u>SUNDRIES</u></p> <p><u>Approved</u></p>			
3/8/17	"CZ8730SC" Door stop or similarly approved to wall or floors	No	26	
	Carried Forward to Summary of Section No.			R
	Section No. 3 MEDIUM ADMINISTRATION BLOCK Bill No. 8 Ironmongery			

**LIMPOPO DEPARTMENT OF EDUCATION
DEMOLITIONS, REFURBISHMENT AND ADDITIONS AT
NKGONYELETSE SECONDARY SCHOOL**

Item No		Quantity	Rate	Amount
	<p><u>BILL NO. 9</u></p> <p><u>METALWORK</u></p> <p><u>PREAMBLES</u></p> <p>NOTE : The tenderer is referred to the relevant clauses in the Model Preambles for Trades (2008 Edition) as issued by the Association of South African Quantity Surveyors before pricing this bill.</p> <p><u>SUPPLEMENTARY PREAMBLES</u></p> <p>Supplementary preamble items described in Bill No. 1, shall equally apply to this bill.</p> <p><u>GENERAL NOTES TO TENDERERS</u></p> <p>General notes, described in Bill No.1, shall equally apply to this Bill.</p> <p><u>ALUMINIUM</u></p> <p>The contractor is to make due allowance in his prices for complying with the following requirements.</p> <p><u>SPECIFICATIONS</u></p> <p>User Note:</p> <p><u>Glazing</u></p> <p>All Safety glazing material (individual panes) are to conform to all standards as stipulated in SANS 10400 Part N and SANS 10137 and any additional Engineer Specifications or relevant SANS glazing regulations not stipulated in this document. All tenderers are referred to the drawings for the glazing specification.</p> <p><u>Ironmongery</u></p> <p>All rates for windows, shopfronts and doors etc. must include for the supply, taking delivery or/and installation of the ironmongery to be specified.</p> <p><u>Actuators</u></p> <p>All rates for shopfronts with actuators to include for the supply and installation of actuators as specified</p>			
	Carried Forward		R	
	<p>Section No. 3 MEDIUM ADMINISTRATION BLOCK Bill No. 9 Metalwork</p>			

<p style="text-align: center;">Brought Forward</p> <p><u>Scaffolding</u></p> <p>All scaffolding should be provided by the contractor and no claims/ qualifications will be accepted.</p> <p><u>Protection</u></p> <p>With this tender, the glazing sub-contractor must supply a statement concerning protection that will be provided to finishes and components until Practical Completion. This to include specific references to the method of removal of such protection. All tenderers to include cost of protection in tender price.</p> <p><u>Installation</u></p> <p>All measurements to be checked on site prior to ordering and manufacturing.</p> <p>Aluminium sections and shop drawings to be accepted by Architect prior to manufacturing.</p> <p>Allow for water and weather proof polysulphide sealant to approved specifications all around frame junctions to plaster and other materials.</p> <p><u>Profiles</u></p> <p>Tenderers to provide typical details of proposed aluminium section to be used in the design.</p> <p><u>Structural Silicone</u></p> <p>Tenderers to allow a 10 year guarantee on all powdercoating.</p> <p><u>Preliminary and Shop Drawings:</u></p> <p>The contractor shall submit preliminary design drawings showing basic system sections for the Architect's approval.</p> <p>After approval and prior to fabrication detailed shop drawings shall be prepared and submitted to the Architect for approval.</p>			R	
<p style="text-align: center;">Carried Forward</p> <p>Section No. 3 MEDIUM ADMINISTRATION BLOCK Bill No. 9 Metalwork</p>			R	

<p style="text-align: center;">Brought Forward</p> <p><u>Fixing:</u></p> <p>The contractor is to take special note of all fixing details of all aluminium elements and must allow in his price for properly securing the aluminium sections to the structure with and including all necessary steel brackets, rails, timber grounds and sub-frames, including all necessary holing and bolting, etc. This fixing is to be adequately spaced and securely fixed to ensure total stiffness of the door frames, windows, etc. as no sagging causing improper functioning of the windows and doors will be accepted.</p> <p><u>Deflection of structure:</u></p> <p>The contractor is advised to make adequate provision for the design deflection of the structure.</p> <p><u>Tolerances:</u></p> <p>Sizes are approximate only and measurements on site must be taken before fabrication. Due allowance must be made for tolerances in accordance with the Architect's details.</p> <p><u>Protection:</u></p> <p>The contractor will be required to protect his work during the course of construction, which protection shall be adequate for the purpose and to the full approval of the Architect.</p> <p>Such protection shall only be removed after a written instruction from the Architect.</p> <p><u>Cleaning:</u></p> <p>All work must be cleaned down upon completion. Glazing as installed will not be accepted as clean glass and the contractor must allow for polishing glass as and when instructed by the Architect.</p> <p>Note: All windows and doors should be read in conjunction with window and door schedules</p>		R	
<p style="text-align: center;">Carried Forward</p> <p>Section No. 3 MEDIUM ADMINISTRATION BLOCK Bill No. 9 Metalwork</p>		R	

Brought Forward			R
<u>WELDED SCREENS, GATES, ETC.</u>			
<u>Welded MS gate consisting of 50 x 50 x 2.5mm rectangular tubing section frame with 45 degrees mitre at corners, bolted to reveals with 10mm (10M) rawlbolts and welded with 50 x 50 x 5mm mild steel to walls, with 50 x 50 x 2.5mm mild steel rectangular tube gate leaf with 45 degree mitre at corners and two 50 x 50 x 2.5mm horizontal sections, with 12 x 12mm mild steel vertical style solid square bars at 100mm c/c, including 3x pair of 20mm diameter bullet-hinges per gate, with "Solid blesbok" 460/313 four lever lockset with rebate set, including welding, bolting, holes, bolts etc., all complete as per the architect's specifications</u>			
3/9/1	Steel gate to door, size 1500mm x 2400mm high	No	2
<u>PRESSED STEEL DOOR FRAMES</u>			
<u>1.2mm thick Single rebated frame suitable for half brick walls, complete with lugs and base ties, with red oxide primer factory finish by manufacturer</u>			
3/9/2	914 x 2032mm single door	No	10
<u>1.2mm thick Single rebated frame suitable for one brick walls, complete with lugs and base ties, with red oxide primer factory finish by manufacturer</u>			
3/9/3	914 x 2032mm single door	No	1
3/9/4	1500 x 2400mm double door	No	2
<u>STRONG ROOM DOORS ETC, SUITABLE FOR 220MM WALLS FIXED TO BRICKWORK AND CONCRETE</u>			
<u>Similar Approved</u>			
<u>DS-70mm SABS Category 2 ADM strong room door, 190mm thick and steel frame, 813 x 2032mm including 8 bolts of 40 diameter-4 front and 4 back, 2x7- lever security keylock, non-deteriorating insulation material, rust proof undercoat for final painting by contractors, weight- 630 kg</u>			
3/9/5	Door size 813 x 2032mm	No	1
<u>WINDOWS FRAMES, etc.</u>			
Carried Forward			R
Section No. 3 MEDIUM ADMINISTRATION BLOCK Bill No. 9 Metalwork			

LIMPOPO DEPARTMENT OF EDUCATION
DEMOLITIONS, REFURBISHMENT AND ADDITIONS AT
NKGONYELETSE SECONDARY SCHOOL

Brought Forward			R
	<u>Standard mild steel school type Top-hung open out window frame (with brass fittings), with burglar bars to opening and fixed sections, consisting of 10mm diameter mild steel round bars to standard NBP2 pattern, welded at intersections and window frames, all as per architect's specification</u>		
3/9/6	Window size 1022 x 900mm high	No	3
3/9/7	Window size 1022 x 949mm high	No	3
3/9/8	Window size 2000 x 1170mm high	No	1
3/9/9	Window size 533 x 950mm high	No	5
3/9/10	Window size 1511 x 1170mm high	No	14
	<u>ALUMINIUM WINDOWS, DOORS, ETC</u>		
	<u>Extruded aluminium door frame in configuration with glazed double doors, with laminated safety glass accordingly to ISO 9001:200 Quality Management Standards, including installation of ironmongery, actuators, smoke seal around door frame and all necessary framework, doors, spandrels panels, sealants, closure pieces, gaskets etc, all complete to architect's approval and as per architect's drawings and specifications</u>		
3/9/11	Size 1500mm x 2100mm	No	2
	<u>MESH IN CEILING VOIDS</u>		
	<u>304/VEM 320G expanded metal mesh size 1200mm x 2400mm manufactured in accordance with SANS 190-1:1983 fixed to 76 x 50mm timber purlins using 40x 0.5mm hat channels @ 400mm centres with 12 x 20mm tac screws.</u>		
3/9/12	In Ceiling voids	m2	284
	<u>FLAG POST</u>		
3/9/13	2 x 15m high flag poles bolted to steel channel (211mm x 100mm) & channel to be anchored in concrete bases		Item
	Carried Forward to Summary of Section No.		
	Section No. 3 MEDIUM ADMINISTRATION BLOCK Bill No. 9 Metalwork		R

LIMPOPO DEPARTMENT OF EDUCATION
DEMOLITIONS, REFURBISHMENT AND ADDITIONS AT
NKGONYELETSE SECONDARY SCHOOL

Item No		Quantity	Rate	Amount
	<u>BILL NO. 10</u>			
	<u>PLASTERING</u>			
	<u>PREAMBLES</u>			
	NOTE : The tenderer is referred to the relevant clauses in the Model Preambles for Trades (2008 Edition) as issued by the Association of South African Quantity Surveyors before pricing this bill.			
	<u>SUPPLEMENTARY PREAMBLES</u>			
	Supplementary preamble items described in Bill No. 1, shall equally apply to this bill.			
	<u>GENERAL NOTES TO TENDERERS</u>			
	General notes, described in Bill No.1, shall equally apply to this Bill.			
	<u>SCREEDS</u>			
	<u>1:4 Cement sand screed on concrete, worked down to a true and even surface with a steel trowel</u>			
3/10/1	30mm Thick on floors and landings	m2	581	
3/10/2	30mm Thick to falls and currents	m2	17	
	<u>INTERNAL PLASTER</u>			
	<u>One coat smooth 1:5 cement sand plaster on brickwork to receive finish</u>			
3/10/3	On brick walls	m2	692	
3/10/4	On narrow widths	m2	69	
	<u>CORNER PROTECTORS, DIVIDING STRIPS, ETC</u>			
3/10/5	Aluminium straight edge M-trim suitable for under-screed fixing in vinyl/ceramic, etc. installed as per manufactures recommendation and specification.	m	6	
	Carried Forward to Summary of Section No.			
	Section No. 3 MEDIUM ADMINISTRATION BLOCK Bill No. 10 Plastering			R

**LIMPOPO DEPARTMENT OF EDUCATION
DEMOLITIONS, REFURBISHMENT AND ADDITIONS AT
NKGONYELETSE SECONDARY SCHOOL**

Item No		Quantity	Rate	Amount
	<p><u>BILL NO. 11</u></p> <p><u>TILING</u></p> <p><u>PREAMBLES</u></p> <p>NOTE : The tenderer is referred to the relevant clauses in the Model Preambles for Trades (2008 Edition) as issued by the Association of South African Quantity Surveyors before pricing this bill.</p> <p><u>SUPPLEMENTARY PREAMBLES</u></p> <p>Supplementary preamble items described in Bill No. 1, shall equally apply to this Bill.</p> <p><u>Pricing</u></p> <p>Prices are to included for the following: Cutting, handling, labour, adhesive etc.</p> <p><u>Fixing</u></p> <p>Tiling described as "fixed with adhesive on power floated concrete" shall be deemed to include for approved tiling key-coat.</p> <p>Ceramic, porcelain, marble and granite tiles are to be fixed, grouted and pointed with suitable adhesives and grouts, as recommended by the Architect. Costs are hereby deemed to include the cost of this requirement.</p> <p>Payment for work that is deemed measurable, in respect of the conditions of contract, and which comprises cutting, leaving, or forming, rectangular holes and notches through tiling is hereby deemed to apply only to holes and notches that do not exceed 600mm girth. Those exceeding 600mm in girth are hereby deemed to be "square cutting", which is hereby deemed to be part of the work description for that type of tiling and is not measurable as a separate item of work.</p> <p><u>Wastage</u></p> <p>Tile wastage in excess of 10% will be for the tenderer's account.</p> <p><u>GENERAL NOTES TO TENDERERS</u></p> <p>General notes, described in Bill No. 1, shall equally apply to this Bill.</p>			
	Carried Forward		R	
	<p>Section No. 3 MEDIUM ADMINISTRATION BLOCK Bill No. 11 Tiling</p>			

**LIMPOPO DEPARTMENT OF EDUCATION
DEMOLITIONS, REFURBISHMENT AND ADDITIONS AT
NKGONYELETSE SECONDARY SCHOOL**

Brought Forward			R
<u>Note</u>			
All scaffolding should be provided by the contractor and no claims/qualifications will be accepted.			
<u>WALL TILING</u>			
<u>150 x 150 x 6mm ceramic tiles (PC allowance of R 120.00/m2 excludes V.A.T. but includes delivery to site), includes waste, laying, supply and fixing with an approved adhesive and jointing white grout all as per manufacturers specifications</u>			
3/11/1	Plastered walls	m2	162
3/11/2	On narrow widths	m2	16
3/11/3	Splash backs	m2	1
<u>FLOOR TILING</u>			
<u>420 x 420 x 11.5mm Thick non-slip ceramic tiles (P.C allowance of R 200.00/m2 excludes V.A.T. but includes delivery to site), includes waste, laying, supply and fixing with an approved adhesive and jointing in waterproof cementitious grout</u>			
3/11/4	On floors	m2	408
3/11/5	75mm high skirting	m	372
<u>ATTIC STOCK</u>			
3/11/6	150 x 150 x 6mm ceramic tiles (PC allowance of R 120.00/m2 excludes V.A.T. but includes delivery to site)	m2	16
3/11/7	420 x 420 x 11.5mm Thick non-slip ceramic tiles (P.C allowance of R 200.00/m2 excludes V.A.T. but includes delivery to site)	m2	41
<u>SUNDRIES</u>			
<u>10mm aluminium straight edge trim</u>			
3/11/8	Dividing strip between tiles and door frames	m	9
Carried Forward to Summary of Section No.			R
Section No. 3 MEDIUM ADMINISTRATION BLOCK Bill No. 11 Tiling			

**LIMPOPO DEPARTMENT OF EDUCATION
DEMOLITIONS, REFURBISHMENT AND ADDITIONS AT
NKGONYELETSE SECONDARY SCHOOL**

Item No		Quantity	Rate	Amount
	<p><u>SECTION NO. 3</u></p> <p><u>BILL NO. 12</u></p> <p><u>PLUMBING AND DRAINAGE (PROVISIONAL)</u></p> <p><u>PREAMBLES</u></p> <p>NOTE : The tenderer is referred to the relevant clauses in the Model Preambles for Trades (2008 Edition) as issued by the Association of South African Quantity Surveyors before pricing this bill.</p> <p><u>SUPPLEMENTARY PREAMBLES</u></p> <p>Supplementary preamble items described in Bill No. 1, shall equally apply to this bill.</p> <p><u>uPVC pipes and fittings:</u></p> <p>Sewer and drainage pipes and fittings shall be jointed and sealed with butyl rubber rings</p> <p><u>uPVC pressure pipes and fittings:</u></p> <p>Pipes for water supply shall be of the class stated</p> <p><u>Excavations:</u></p> <p>No claim for excavation in material other than "earth" will be entertained unless the contractor has timeously notified the quantity surveyor thereof prior to backfilling, and has obtained, in writing , authorised classification thereof.</p> <p>"Intermediate material" and " hard rock" shall be as defined in "Earthworks".</p> <p>Quantities of all excavations, carting away excavated material and backfilling are calculated on the nett extent to be formed, or filled, in accordance with drawings and specifications, and the Contractor is to allow in his prices for any bulking.</p> <p>Classes of excavation shall be as S.A.B.S 1200D clause 3.1.2.</p> <p><u>Laying, backfilling, bedding, etc., of pipes:</u></p> <p>Pipes shall be laid and bedded, and trenches shall be carefully backfilled, in accordance with the specific instructions</p>			
	Carried Forward		R	
	<p>Section No. 3 MEDIUM ADMINISTRATION BLOCK Bill No. 12 Plumbing and Drainage</p>			

Brought Forward		R
<u>GENERAL NOTES TO TENDERERS</u>		
General notes, described in Bill No.1, shall equally apply to this Bill.		
<u>RAINWATER GOODS</u>		
<u>Similar Approved</u>		
<u>Gutters</u>		
3/12/1	100 x 100 x 0.6mm thick Ogee profile eaves gutter aluminium box gutter, fixed with and including fixing clips to fascia boards	m 94
3/12/2	Extra over eaves gutter for stopped end	No 22
3/12/3	Extra over eaves gutter for corner	No 48
3/12/4	Extra over eaves gutter for outlet	No 11
<u>Rainwater downpipes</u>		
3/12/5	100mm diameter x 0.6mm thick rainwater downpipe with Chromadek finish (Colour: TBC), fixed with and including brackets to wall face, with brackets spaced as per manufacturer's recommendations, and with downpipes spaced as per engineer's specification	m 38
3/12/6	Extra over downpipe for offset	No 22
3/12/7	Extra over downpipe for shoe	No 11
<u>SANITARY FITTINGS</u>		
Refer to sanitary schedule drawing for full description of abbreviations		
<u>WASH HAND BASINS</u>		
<u>Similar Approved</u>		
<u>Vaal Sanitaryware "Hibiscus" vitreous china basin with three semi-punched holes tap holes, including integrated overflow, including chain stay hole through the centre semi-punched tap hole, supplied with plug and chain, hung to walls (PC allowance of R450.00/no excludes V.A.T. but includes delivery to site), includes waste, supply and fixing</u>		
3/12/8	WHB, installed complete	No 3
Carried Forward		R
Section No. 3 MEDIUM ADMINISTRATION BLOCK Bill No. 12 Plumbing and Drainage		

		Brought Forward		R
		<u>WATER CLOSET</u>		
		<u>Similar Approved</u>		
		<u>Vaal Sanitaryware "Daisy" semi-close coupled water closet comprising double flap heavy duty thermoplastic seat rim pan and matching 9 litre cistern complete with lid, fitments and flush pipe elbow (PC allowance of R2 800.00/no excludes V.A.T. but includes delivery to site), includes waste, supply and fixing</u>		
3/12/9	WC, installed complete	No	2	
		<u>SINKS, etc.</u>		
		<u>Stainless steel single bowl sink, size 1350 x 457mm complete on and including integrated supports and legs (PC allowance of R1500.00/no excludes V.A.T. but includes delivery to site), includes waste, supply and fixing</u>		
3/12/10	Stainless steel sink, complete.	No	1	
		<u>Concrete double wash trough with outlets and three pedestals (PC allowance of R780.00/no excludes V.A.T. but includes delivery to site), includes waste, supply and fixing</u>		
		<u>TOILET ROLL HOLDER</u>		
		<u>To be approved by Architect</u>		
3/12/11	130 x 560 x 130mm mild steel vandal proof Toilet paper roll holder (Colour: White), plugged and screwed to walls	No	2	
		<u>TAPS, VALVES, ETC</u>		
		<u>Similar Approved</u>		
3/12/12	15mm Cobra brass watertight hose Bib tap (Code: 108-15)	No	3	
3/12/13	15mm Cobra Watertech chrome plated single tap hole Sink mixer with overarm swivel sprout (Code: 3396ST)	No	1	
		Carried Forward		R
		Section No. 3 MEDIUM ADMINISTRATION BLOCK Bill No. 12 Plumbing and Drainage		

**LIMPOPO DEPARTMENT OF EDUCATION
DEMOLITIONS, REFURBISHMENT AND ADDITIONS AT
NKGONYELETSE SECONDARY SCHOOL**

Brought Forward			R
<u>FIRE FIGHTING EQUIPMENT</u>			
<u>Extinguishers including initial charge and setting up in position:</u>			
3/12/14	9kg dry chemical powder fire extinguisher	No	4
3/12/15	Fire hose reel with 30m plastic hose, chromium plated stopcock, shut-off nozzle and wall bracket	No	2
<u>TESTING</u>			
3/12/16	Testing water pipe system		Item
<u>BUDGETARY ALLOWANCE</u>			
3/12/17	Allow an amount of R72 500.00 (Seventy Two Thousand Five Hundred) for the supply and installation of Sanitary Fitting Sundries		Item
			72 500.00
Carried Forward to Summary of Section No.			R
Section No. 3			
MEDIUM ADMINISTRATION BLOCK			
Bill No. 12			
Plumbing and Drainage			

**LIMPOPO DEPARTMENT OF EDUCATION
DEMOLITIONS, REFURBISHMENT AND ADDITIONS AT
NKGONYELETSE SECONDARY SCHOOL**

Item No		Quantity	Rate	Amount
	<u>BILL NO. 13</u>			
	<u>GLAZING</u>			
	<u>PREAMBLES</u>			
	NOTE : The tenderer is referred to the relevant clauses in the Model Preambles for Trades (2008 Edition) as issued by the Association of South African Quantity Surveyors before pricing this bill.			
	<u>SUPPLEMENTARY PREAMBLES</u>			
	Supplementary preamble items described in Bill No. 1, shall equally apply to this Bill.			
	<u>GENERAL NOTES TO TENDERERS</u>			
	General notes, described in Bill No. 1, shall equally apply to this Bill.			
	<u>Note:</u>			
	All glazing to comply with SABS 1263 Part 3:1998. Light and ventilation to comply with Part O if NBR 0400			
	<u>GLASS TO STEEL WITH PUTTY</u>			
	<u>5mm clear floated glass fixed glazing putty</u>			
3/13/1	Panels not exceeding 0.1m ²	m ²	33	
	<u>6mm obscure floated glass fixed glazing putty</u>			
3/13/2	Panels exceeding 0.5m ² and not exceeding 2.0m ²	m ²	3	
	<u>TOPS, SHELVES, DOORS, MIRROR ETC</u>			
	<u>6mm Polished plate float glass mirrors with square polished edges plugged with chrome plated detachable screws or similarly approved</u>			
3/13/3	Mirror 400 x 600 mm high	No	3	
	Carried Forward to Summary of Section No.			
	Section No. 3 MEDIUM ADMINISTRATION BLOCK Bill No. 13 Glazing			R

**LIMPOPO DEPARTMENT OF EDUCATION
DEMOLITIONS, REFURBISHMENT AND ADDITIONS AT
NKGONYELETSE SECONDARY SCHOOL**

Item No		Quantity	Rate	Amount
	<u>BILL NO. 14</u>			
	<u>PAINTWORK</u>			
	<u>PREAMBLES</u>			
	NOTE : The tenderer is referred to the relevant clauses in the Model Preambles for Trades (2008 Edition) as issued by the Association of South African Quantity Surveyors before pricing this bill.			
	<u>SUPPLEMENTARY PREAMBLES</u>			
	Supplementary preamble items described in Bill No. 1, shall equally apply to this Bill.			
	<u>GENERAL NOTES TO TENDERERS</u>			
	General notes, described in Bill No. 1, shall equally apply to this Bill.			
	<u>PAINTWORK ETC TO NEW WORK</u>			
	<u>FIBRE CEMENT</u>			
	<u>Prepare and apply one coat universal undercoat and two coats Super Acrylic PVA paint or similar approved, colour to be confirmed by architect</u>			
3/14/1	On internal ceilings and cornices	m2	305	
3/14/2	Fibre cement fascias boards not exceeding 300mm high or wide painted on both side	m	94	
	<u>Prepare and apply one coat alkali resistant sealer and two coats mat enamel paint, colour to be confirmed by architect</u>			
3/14/3	Fiber cement window sill not exceeding 300mm high or wide	m	32	
	Carried Forward			R
	Section No. 3 MEDIUM ADMINISTRATION BLOCK Bill No. 14 Paintwork			

**LIMPOPO DEPARTMENT OF EDUCATION
DEMOLITIONS, REFURBISHMENT AND ADDITIONS AT
NKGONYELETSE SECONDARY SCHOOL**

Brought Forward			R
<u>FLOATED PLASTER INTERNAL WALLS</u>			
<u>Prepare and apply one coat merit universal undercoat and two coats Super Acrylic PVA paint or similar approved, colour to be confirmed by architect</u>			
3/14/4	Plastered walls	m2	692
<u>METAL SURFACES</u>			
<u>Prepare and apply one coat Duraphos, one coat universal under coat and two coats gloss enamel paint, colour to be confirmed by architect</u>			
3/14/5	On gates, grilles, burglar screens, balustrades, etc (both sides measured on full flat area)	m2	29
3/14/6	On window frames	m2	35
3/14/7	On door frames	m2	34
3/14/8	On gutters	m	94
3/14/9	On downpipes	m	39
<u>WOOD</u>			
<u>Prepare and apply one coat universal undercoat and two coats acrylic PVA, colour to be confirmed by architect</u>			
3/14/10	On door	m2	76
<u>Prepare and paint three coats clear varnish:</u>			
3/14/11	On door	m2	27
Carried Forward to Summary of Section No.			R
Section No. 3			
MEDIUM ADMINISTRATION BLOCK			
Bill No. 14			
Paintwork			

**LIMPOPO DEPARTMENT OF EDUCATION
DEMOLITIONS, REFURBISHMENT AND ADDITIONS AT
NKGONYELETSE SECONDARY SCHOOL**

Bill No	SECTION SUMMARY	Page No	Amount
3/1	Earthworks	3/3	
3/2	Concrete, Formwork and Reinforcement	3/7	
3/3	Masonry	3/10	
3/4	Waterproofing	3/11	
3/5	Roof Coverings	3/13	
3/6	Carpentry and Joinery	3/17	
3/7	Ceilings, Partitions and Access Flooring	3/20	
3/8	Ironmongery	3/24	
3/9	Metalwork	3/29	
3/10	Plastering	3/30	
3/11	Tiling	3/32	
3/12	Plumbing and Drainage	3/36	
3/13	Glazing	3/37	
3/14	Paintwork	3/39	
	Carried to Final Summary		R
	Section No. 3 MEDIUM ADMINISTRATION BLOCK		

**LIMPOPO DEPARTMENT OF EDUCATION
DEMOLITIONS, REFURBISHMENT AND ADDITIONS AT
NKGONYELETSE SECONDARY SCHOOL**

Item No		Quantity	Rate	Amount
	<p><u>SECTION NO. 4</u></p> <p><u>BILL NO. 1</u></p> <p><u>EARTHWORKS (PROVISIONAL)</u></p> <p><u>PREAMBLES</u></p> <p>NOTE : The tenderer is referred to the relevant clauses in the Model Preambles for Trades (2008 Edition) as issued by the Association of South African Quantity Surveyors before pricing this bill.</p> <p><u>SUPPLEMENTARY PREAMBLES</u></p> <p>Supplementary preamble items described in Bill No. 1, shall equally apply to this Bill.</p> <p><u>GENERAL NOTES TO TENDERERS</u></p> <p>General notes, described in Bill No.1, shall equally apply to this Bill.</p> <p><u>NOTES</u></p> <p><u>Carting away of excavated material</u></p> <p>Descriptions of carting away of excavated material shall be deemed to include loading excavated material onto trucks directly from the excavations or, alternatively, from stock piles situated on the building site</p> <p><u>Filling</u></p> <p>Notwithstanding the reference to prescribed multiple handling in clause 1 page 6 of the Standard System of Measuring Building Work, prices for filling and backfilling shall include for all selection and any multiple handling of material</p> <p>Excavations measured in successive depths of 2m.</p> <p><u>EXCAVATIONS</u></p> <p><u>Excavation in earth not exceeding 2m deep</u></p>			
4/1/1	Trenches	m3	27	
	<p><u>Extra over excavations in earth to trenches and holes for</u></p>			
4/1/2	Excavation in soft rock	m3	3	
	Carried Forward			R
	<p>Section No. 4 6 SEATS WATERBORNE TOILET BLOCK Bill No. 1 Earthworks</p>			

**LIMPOPO DEPARTMENT OF EDUCATION
DEMOLITIONS, REFURBISHMENT AND ADDITIONS AT
NKGONYELETSE SECONDARY SCHOOL**

Brought Forward			R
4/1/3	Excavation in hard rock	m3	1
<u>CARTING AWAY OF EXCAVATED MATERIAL</u>			
<u>Note:</u>			
Description of carting away of excavated material shall be deemed to include loading excavated material onto trucks directly from the excavations or , alternatively, from stock piles situated on the building site.			
4/1/4	Extra over all excavation for carting away surplus material from excavation and / or stockpile on site to a dumping site to be located by the Contractor	m3	16
<u>RISK OF COLLAPSE OF EXCAVATIONS</u>			
<u>Risk of collapse to side of excavation in earth not exceeding 1,5m deep</u>			
4/1/5	Trenches and holes	m2	94
<u>KEEPING EXCAVATIONS FREE FROM WATER</u>			
4/1/6	Keeping excavations free of all water other than subterranean water		Item
<u>FILLING, ETC.</u>			
<u>Earth filling obtained from the excavations and/or prescribed stock piles on site compacted to 93% Mod AASHTO density in layers not exceeding 150mm thick</u>			
4/1/7	Backfilling to trenches, holes, etc	m3	12
4/1/8	Under floors, steps, pavings, etc	m3	30
<u>Imported gravel filling (G7) stabilise with 2-3% cement compacted to 93% Mod AASHTO density in layers not exceeding 150mm thick</u>			
4/1/9	Backfilling to trenches, holes, etc	m3	4
4/1/10	Under floors, steps, pavings, etc	m3	5
<u>Filling supplied by the Contractor under floors, trenches, etc.</u>			
4/1/11	Sub-base filling (G5) from excavations under solid floors, steps, etc. compacted to 95% modified AASHTO density in layers not exceeding 150mm thick	m3	5
Carried Forward			R
Section No. 4 6 SEATS WATERBORNE TOILET BLOCK Bill No. 1 Earthworks			

**LIMPOPO DEPARTMENT OF EDUCATION
DEMOLITIONS, REFURBISHMENT AND ADDITIONS AT
NKGONYELETSE SECONDARY SCHOOL**

Brought Forward				R
<u>COMPACTION OF SURFACES</u>				
4/1/12	Prepare ground surface by scarifying sub-grade, rip and re-compact 150mm to 90% modified AASHTO density	m2	66	
<u>WEED KILLERS, INSECTICIDES, TERMITES, etc.</u>				
<u>Protection against termites, ants, etc</u>				
4/1/13	Under floors etc including forming and poisoning shallow furrows against foundation walls etc, filling in furrows and ramming	m2	66	
4/1/14	To bottom and sides of excavated trenches, Holes, etc.	m2	122	
Carried Forward to Summary of Section No.				R
Section No. 4				
6 SEATS WATERBORNE TOILET BLOCK				
Bill No. 1				
Earthworks				

**LIMPOPO DEPARTMENT OF EDUCATION
DEMOLITIONS, REFURBISHMENT AND ADDITIONS AT
NKGONYELETSE SECONDARY SCHOOL**

Item No		Quantity	Rate	Amount
	<p><u>BILL NO. 2</u></p> <p><u>CONCRETE, FORMWORK AND REINFORCEMENT</u></p> <p><u>PREAMBLES</u></p> <p>NOTE : The tenderer is referred to the relevant clauses in the Model Preambles for Trades (2008 Edition) as issued by the Association of South African Quantity Surveyors before pricing this bill.</p> <p><u>SUPPLEMENTARY PREAMBLES</u></p> <p>Supplementary preamble items described in Bill No. 1, shall equally apply to this Bill.</p> <p><u>Cost of tests</u></p> <p>The costs of making, storing and testing of concrete test cubes as required under clause 7, "Tests" of SANS 1200 G, shall include the cost of providing cube moulds necessary for the purpose, for testing costs and for submitting reports on the tests to the principal agent. The testing shall be undertaken by an independent firm or institution nominated by the contractor to the approval of the principal agent. (Test cubes are measured separately)</p> <p><u>Formwork</u></p> <p>Descriptions of formwork shall be deemed to include use and waste only (except where described as "left in" or "permanent"), for fitting together in the required forms, wedging, plumbing and fixing to true angles and surfaces as necessary to ensure easy release during stripping and for reconditioning as necessary before re-use. The vertical strutting shall be carried down to such construction as is sufficiently strong to afford the required support without damage and shall remain in position until the newly constructed work is able to support itself.</p> <p>Formwork to soffits of solid slabs, etc. shall be deemed to be to slabs not exceeding 250mm thick unless otherwise described. Formwork to soffits of slabs, beams, etc. shall be deemed to be propped up exceeding 1,5m and not exceeding 3,5m high unless otherwise described.</p> <p style="text-align: right;">Carried Forward</p> <p>Section No. 4 6 SEATS WATERBORNE TOILET BLOCK Bill No. 2 Concrete, Formwork and Reinforcement</p>			R

	Brought Forward			R	
	<p>Formwork to sides of bases, pile caps, ground beams, etc. will only be measured where it is prescribed by the engineer for design reasons. Formwork necessitated by irregularity or collapse of excavated faces will not be measured and the cost thereof shall be deemed to be included in the allowance for taking the risk of collapse of the sides of the excavations, provision for which is made in "Earthworks".</p> <p>The Tenderer is to note that for the "off-shutter" concrete finish shall be in accordance with the architectural specification 616 CON-140: Smooth + fair finish:-</p> <ul style="list-style-type: none"> · Degree of accuracy: I · Finish: Smooth and even · Form facing material to produce a smooth, hard, uniform texture on the concrete · Steel faced formwork. Joints grout-tight. · Panels shall be as large as practicable and arranged in a regular pattern as a feature of the surface · Formwork tie holes: to the approval of the architect · Repair imperfections: not allowed. Tie bolt holes shall be patched · Not permitted: blowholes, small fins, bulges, irregularities, voids, honeycombing, segregation and other large defects. · Concrete surfaces: No further treatment to form a smooth finish of uniform texture, appearance and colour <p>Structural Concrete</p> <p>Tenderers are referred to the Structural Engineer's - Standard Specifications which should be read before pricing this trade in particular, but also the other trades. The use of extenders, fly-ash, etc. are clearly described on this drawing.</p> <p><u>GENERAL NOTES TO TENDERERS</u></p> <p>General notes, described in Bill No.1, shall equally apply to this Bill.</p> <p><u>UNREINFORCED CONCRETE CAST AGAINST EXCAVATED SURFACES</u></p> <p><u>15Mpa/19mm concrete</u></p>				
4/2/1	Blinding	m3	1		
	Carried Forward			R	
	<p>Section No. 4 6 SEATS WATERBORNE TOILET BLOCK Bill No. 2 Concrete, Formwork and Reinforcement</p>				

		Brought Forward		R
		<u>REINFORCED CONCRETE CAST AGAINST EXCAVATED SURFACE</u>		
		<u>25MPa/19mm Concrete</u>		
4/2/2	Strip footings	m3	7	
		<u>REINFORCED CONCRETE CAST IN FORMWORK</u>		
		<u>20Mpa/19mm concrete</u>		
4/2/3	Concrete Apron cast to fall etc,	m3	3	
		<u>25MPa/19mm Concrete</u>		
4/2/4	Surface beds cast in panels	m3	4	
		<u>TEST BLOCKS</u>		
		<u>Notes:</u>		
		Concrete strength test cubes, label and send to an approved laboratory for testing, pay all charges and submit report to the Regional Representative. Only successful tests will be paid for (Provisional)		
4/2/5	Making and testing 150 x 150 x 150mm concrete strength test cube (Provisional)	No	7	
		<u>SUNDRIES TO CONCRETE</u>		
		<u>Surface treatment</u>		
4/2/6	Power float top surface of concrete surface bed to a true and even level finish	m2	66	
		<u>ROUGH FORMWORK (DEGREE OF ACCURACY II)</u>		
		<u>Rough formwork to sides</u>		
4/2/7	Edges, risers, ends and reveals not exceeding 300mm high or wide	m	67	
		<u>Rough formwork to soffits</u>		
		<u>MOVEMENTS JOINTS ETC,</u>		
		<u>Expansion joints</u>		
4/2/8	10mm soft board or similar approved between concrete and brick wall	m	33	
		Carried Forward		R
		Section No. 4 6 SEATS WATERBORNE TOILET BLOCK Bill No. 2 Concrete, Formwork and Reinforcement		

**LIMPOPO DEPARTMENT OF EDUCATION
DEMOLITIONS, REFURBISHMENT AND ADDITIONS AT
NKGONYELETSE SECONDARY SCHOOL**

	Brought Forward				R
	<u>REINFORCEMENT (PROVISIONAL)</u>				
	<u>High and mild tensile steel reinforcement to structural concrete work</u>				
4/2/9	All diameter bars	t	1		
	<u>Fabric reinforcement:</u>				
4/2/10	Type 245 fabric reinforcement in concrete surface beds, slabs, etc.	m2	33		
	Carried Forward to Summary of Section No.				R
	Section No. 4				
	6 SEATS WATERBORNE TOILET BLOCK				
	Bill No. 2				
	Concrete, Formwork and Reinforcement				

**LIMPOPO DEPARTMENT OF EDUCATION
DEMOLITIONS, REFURBISHMENT AND ADDITIONS AT
NKGONYELETSE SECONDARY SCHOOL**

Item No		Quantity	Rate	Amount
	<p><u>BILL NO. 3</u></p> <p><u>MASONRY</u></p> <p><u>PREAMBLES</u></p> <p>NOTE : The tenderer is referred to the relevant clauses in the Model Preambles for Trades (2008 Edition) as issued by the Association of South African Quantity Surveyors before pricing this bill.</p> <p><u>SUPPLEMENTARY PREAMBLES</u></p> <p>Supplementary preamble items described in Bill No. 1, shall equally apply to this Bill.</p> <p><u>GENERAL NOTES TO TENDERERS</u></p> <p>General notes, described in Bill No.1, shall equally apply to this Bill.</p> <p><u>Sizes in descriptions</u></p> <p>Where sizes in descriptions are given in brick units, "one brick" shall represent the length and "half brick" the width of a brick</p> <p><u>Hollow walls etc</u></p> <p>Descriptions of hollow walls shall be deemed to include leaving every fifth perpend of the bottom course of the external skin open as a weep hole. Walls in two skins described as "bagged and sealed" shall be deemed to include having the outer face of the inner skin bagged with 1:6 cement and sand mixture and sealed with two coats "Brickseal" bitumen emulsion waterproofing coating.</p> <p><u>Face bricks</u></p> <p>Bricks shall be ordered timeously to obtain uniformity in size and colour</p> <p><u>Pointing</u></p> <p>Descriptions of recessed pointing to fair face brickwork and face brickwork shall be deemed to include square recessed, hollow recessed, weathered pointing, etc</p> <p style="text-align: right;">Carried Forward</p> <p>Section No. 4 6 SEATS WATERBORNE TOILET BLOCK Bill No. 3 Masonry</p>			R

Brought Forward			R
<u>BRICKWORK IN FOUNDATION</u>			
<u>Brickwork in 73mm burnt clay masonry units class NFP in Class II mortar, laid in stretcher bond with 10mm flush joints</u>			
4/3/1	One brick wall	m2	35
<u>SUPERSTRUCTURE BRICKWORK</u>			
<u>Brickwork of NFP brick in class II mortar laid in stretcher bond with 10mm flush joints</u>			
4/3/2	One brick wall	m2	112
4/3/3	Half brick wall	m2	34
4/3/4	Half brick wall, in beamfilling	m2	5
<u>FACE BRICKWORK</u>			
Bricks shall be ordered timeously to obtain uniformity in size and colour			
<u>"Corobrick" face bricks (Colour: TBC) with PC sum amount of R 4 500.00 per thousand bricks delivered to site (excluding VAT) manufactured in accordance with SANS 227-2007, bedded and jointed in Class II mortar and pointed with recessed 6mm joints in both directions</u>			
4/3/5	Extra over brickwork for face brickwork in foundations (Provisional)	m2	71
4/3/6	Extra over brickwork for face brickwork in superstructure	m2	95
4/3/7	Extra over brickwork for face brickwork in brick-on-edge header course lintel	m	6
4/3/8	Extra over brickwork for face brickwork in brick-on-edge header course sills, bedded in mortar and set slightly sloped	m	6
4/3/9	Extra over brickwork for face brickwork in beamfilling	m2	5
<u>BRICKWORK SUNDRIES</u>			
<u>Brickwork reinforcement</u>			
4/3/10	75mm Wide reinforcement built in horizontally	m	98
4/3/11	150mm Wide reinforcement built in horizontally.	m	536
Carried Forward			R
Section No. 4 6 SEATS WATERBORNE TOILET BLOCK Bill No. 3 Masonry			

**LIMPOPO DEPARTMENT OF EDUCATION
DEMOLITIONS, REFURBISHMENT AND ADDITIONS AT
NKGONYELETSE SECONDARY SCHOOL**

Brought Forward			R
<u>"Allied concrete" or similar approved prestressed fabricated lintels</u>			
4/3/12	100 x 70mm Lintels in lengths not exceeding 3m	m	8
4/3/13	175 x 70mm Lintels in lengths not exceeding 3m	m	7
<u>Turning pieces</u>			
4/3/14	110mm Wide turning piece to flat brick lintels	m	12
<u>Air bricks etc</u>			
4/3/15	Set of 2 240 x 155mm Terracota air bricks as per architects specification	No	3
<u>Fair cutting to face brickwork</u>			
4/3/16	Fair raking cutting at gables	m	35
<u>Roof ties</u>			
4/3/17	30 x 1.2mm galvanised steel strapping, built into wall for 5 courses and minimum 800mm to be fixed to trusses	No	28
<u>MOVEMENTS JOINTS ETC,</u>			
<u>Expansion joints</u>			
4/3/18	30mm softboard between vertical brick surfaces not exceeding 300mm wide	m2	6
Carried Forward to Summary of Section No.			R
Section No. 4			
6 SEATS WATERBORNE TOILET BLOCK			
Bill No. 3			
Masonry			

LIMPOPO DEPARTMENT OF EDUCATION
DEMOLITIONS, REFURBISHMENT AND ADDITIONS AT
NKGONYELETSE SECONDARY SCHOOL

Item No		Quantity	Rate	Amount
	<u>BILL NO. 4</u>			
	<u>WATERPROOFING</u>			
	<u>PREAMBLES</u>			
	NOTE : The tenderer is referred to the relevant clauses in the Model Preambles for Trades (2008 Edition) as issued by the Association of South African Quantity Surveyors before pricing this bill.			
	<u>SUPPLEMENTARY PREAMBLES</u>			
	Supplementary preamble items described in Bill No. 1, shall equally apply to this bill.			
	<u>GENERAL NOTES TO TENDERERS</u>			
	General notes, described in Bill No.1, shall equally apply to this Bill.			
	<u>DAMP PROOFING OF WALLS AND FLOORS</u>			
	<u>One layer of 375 micron "Consol Plastic Brikgrip DPC" embossed damp proof course</u>			
4/4/1	Under walls	m2	1	
4/4/2	Under cills, etc.	m2	1	
	<u>One layer of 250 micron "USB Green" or similar approved dampproof membrane sealed at laps with PVC self -adhesive tape</u>			
4/4/3	Under surface beds.	m2	66	
	<u>JOINTS SEALANTS, ETC.</u>			
	<u>Mastic grey polysulphide sealing compound including raking out of joints filler as necessary</u>			
4/4/4	10mm Isolation Joints between surface bed concrete and brick wall	m	33	
	Carried Forward to Summary of Section No.			
	Section No. 4 6 SEATS WATERBORNE TOILET BLOCK Bill No. 4 Waterproofing			R

LIMPOPO DEPARTMENT OF EDUCATION
DEMOLITIONS, REFURBISHMENT AND ADDITIONS AT
NKGONYELETSE SECONDARY SCHOOL

Item No		Quantity	Rate	Amount
	<p><u>BILL NO. 5</u></p> <p><u>ROOF COVERINGS</u></p> <p><u>PREAMBLES</u></p> <p>NOTE : The tenderer is referred to the relevant clauses in the Model Preambles for Trades (2008 Edition) as issued by the Association of South African Quantity Surveyors before pricing this bill.</p> <p><u>SUPPLEMENTARY PREAMBLES</u></p> <p>Supplementary preamble items described in Bill No. 1, shall equally apply to this bill.</p> <p><u>GENERAL NOTES TO TENDERERS</u></p> <p>General notes, described in Bill No.1, shall equally apply to this Bill.</p> <p><u>ROOF SHEETING</u></p> <p><u>Similar Approved</u></p> <p><u>0.6mm thick "Brownbuilt Klip-lok light Industrial" galvanised troughed roof sheeting with "Chromadek - Traffic Green" finish on one side, and 0.6mm galvanised steel accessories fixed to timber purlins or rails fixed in strict accordance to the manufacturer's instructions and fixed by an approved erector. A written and approved five (5) year guarantee of water-tightness shall be issued after approval of roofs by the manufacturer</u></p>			
4/5/1	Roof sheeting pitch not exceeding 25 degrees	m2	55	
4/5/2	550mm girth Ridge capping, 3 times bent and notched on site to suit roof profile	m	9	
4/5/3	550mm girth Hip capping, 3 times bent and notched on site to suit roof profile.	m	15	
	Carried Forward			R
	<p>Section No. 4 6 SEATS WATERBORNE TOILET BLOCK Bill No. 5 Roof Coverings</p>			

**LIMPOPO DEPARTMENT OF EDUCATION
DEMOLITIONS, REFURBISHMENT AND ADDITIONS AT
NKGONYELETSE SECONDARY SCHOOL**

	Brought Forward				
	<u>LOUVRES</u>				R
	<u>Similar Approved</u>				
	<u>NTY Steelworks purpose-made louvre panels fixed to timber purlins including watertight heading joints, necessary sealing strips, fixing accessories etc., pre-painted to match roof sheeting</u>				
4/5/4	Steel triangular louvre, 1600 x 600mm high overall	No	3		
	<u>ROOF AND WALL INSULATION</u>				
	<u>Similar Approved</u>				
	<u>Sisalation "Bubble Foil" aluminium foil banded insulation</u>				
4/5/5	135mm thick Insulation laid over purlins (at approximately 750mm centres), fixed concurrent with sheeting with and including galvanised steel accessories	m2	55		
	Carried Forward to Summary of Section No.				R
	Section No. 4				
	6 SEATS WATERBORNE TOILET BLOCK				
	Bill No. 5				
	Roof Coverings				

**LIMPOPO DEPARTMENT OF EDUCATION
DEMOLITIONS, REFURBISHMENT AND ADDITIONS AT
NKGONYELETSE SECONDARY SCHOOL**

Item No		Quantity	Rate	Amount
	<p><u>BILL NO. 6</u></p> <p><u>CARPENTRY AND JOINERY</u></p> <p><u>PREAMBLES</u></p> <p>NOTE : The tenderer is referred to the relevant clauses in the Model Preambles for Trades (2008 Edition) as issued by the Association of South African Quantity Surveyors before pricing this bill.</p> <p><u>SUPPLEMENTARY PREAMBLES</u></p> <p>Supplementary preamble items described in Bill No. 1, shall equally apply to this bill.</p> <p><u>GENERAL NOTES TO TENDERERS</u></p> <p>General notes, described in Bill No.1, shall equally apply to this Bill.</p> <p><u>Joinery</u></p> <p>Descriptions of frames shall be deemed to include frames, transoms, mullions, rails, etc.</p> <p>Descriptions of hardwood joinery shall be deemed to be fixed with hardened steel nails or shot pins to brickwork or concrete.</p> <p><u>Fixing</u></p> <p>Items described as nailed shall be deemed to be fixed with hardened steel nails or shot pins to brickwork or concrete</p> <p><u>Decorative laminate finish</u></p> <p>Laminate finish shall be glued under pressure. Edge strips shall be butt jointed at junctions with adjacent similar finish</p> <p><u>Timber</u></p> <p>All softwood to be South African Pine</p> <p><u>Descriptions</u></p> <p>Items described as "bolted" shall be deemed to exclude the bolts and include the holes unless otherwise described.</p> <p style="text-align: right;">Carried Forward</p> <p>Section No. 4 6 SEATS WATERBORNE TOILET BLOCK Bill No. 6 Carpentry and Joinery</p>			R

<p style="text-align: center;">Brought Forward</p> <p>Where the fixing of members is not stated it shall mean the nailing of one timber member to another.</p> <p>The term "planted on" shall mean the nailing of one timber member to another</p> <p>The term "screwed on" shall mean the countersunk screwing of one timber member to another.</p> <p>The term "screwed on and pelleted" shall mean the screwing of one timber member to another with the heads of screw sunk and pelleted.</p> <p>The term "plugged" shall mean the countersunk screwing of a timber member to and including plastic plugs in brickwork or concrete.</p> <p>The term "plugged and pelleted" shall mean the screwing of a timber member to and including plastic plugs in brickwork or concrete with heads of screw sunk and pelleted.</p> <p>Shelving, etc. described as screwed to steel must be fixed from underside and prices are to include for countersunk drilling through the steel for screw fixing.</p> <p>Descriptions of floors, ceilings, joinery, etc. shall be deemed to include for all square cutting</p> <p>Descriptions of items given in linear metre shall be deemed to include for mitres, stopped ends, fitted intersections, etc.</p> <p>Descriptions of rounded angles, rebates, grooves, chamfers, moulded edges, etc. shall be deemed to include for angles, ends, etc.</p>			R	
<p style="text-align: center;">Carried Forward</p> <p>Section No. 4 6 SEATS WATERBORNE TOILET BLOCK Bill No. 6 Carpentry and Joinery</p>			R	

	Brought Forward			R
	<p><u>ROOFS, ETC</u></p> <p><u>Plate nailed timber roof truss construction</u></p> <p>The following is applicable in respect of roof trusses:</p> <p>All timber to be sawn softwood in accordance with V4 or M4 as defined in SABS 563 or SABS 1245.</p> <p>Metal connector plates shall have a minimum yield strength of 228 MPa and a minimum ultimate tensile strength of 330 Mpa with hot-dip galvanised finish.</p> <p>All joints to be close fitted butt joints.</p> <p>Trusses shall be designed by a registered supplier of prefabricated trusses who shall issue an Engineers Certificate upon completion of the installation.</p> <p>The dimensions in the descriptions of the trusses are nominal and actual measurements are to be obtained on site before design or fabrication commences.</p> <p>Tenderers must study the roof plan and sections as attached to the back of these bills of quantities and must obtain prices from a qualified and registered roof truss supplier as no claims in this regard will be entertained.</p> <p><u>Roof trusses</u></p>			
4/6/1	Design, supply, take delivery, temporary store, hoist in position and erect plate nailed timber roof trusses, purlins, gang boarding, temporary and permanent bracing, etc (measured on plan)	m2	46	
	<p><u>Sawn softwood</u></p>			
4/6/2	38 x 114mm Wall plates	m	33	
	<p><u>Sundries</u></p>			
4/6/3	Two coats creosote on sawn timbers	m2	12	
	Carried Forward			R
	<p>Section No. 4 6 SEATS WATERBORNE TOILET BLOCK Bill No. 6 Carpentry and Joinery</p>			

**LIMPOPO DEPARTMENT OF EDUCATION
DEMOLITIONS, REFURBISHMENT AND ADDITIONS AT
NKGONYELETSE SECONDARY SCHOOL**

Brought Forward			R
<u>Similar Approved</u>			
<u>"Everite FC77" Fascia and badge boards</u>			
4/6/4	15 x 225mm Pressed fibre cement fascia boards, fixed to supports and roof timbers with one brass screw at maximum 750mm centres, including standard aluminium half round cover strips at all joints, as per architect's specification	m	35
4/6/5	15 x 80 x 300mm fibre cement barge board	m	35
<u>DOORS ETC</u>			
<u>44mm thick solid R&F panel meranti timber doors with masonite backing with 15 horizontal slates on both sides hung to steel frames</u>			
4/6/6	813 x 2032mm single door	No	6
4/6/7	914 x 2032mm single door	No	2
<u>WINDOWS</u>			
<u>Similar Approved</u>			
<u>"Nutec" fibre cement window cills</u>			
4/6/8	150mm x 15mm thick fibre cement Window sill set flat and slightly projecting, with window sill lug screwed to underside of sill at 400mm centres, minimum of 75mm from end of window sill and bedded in 1:4 cement sand mortar with plastic slip joints at end of sills at plaster reveals and projecting from finished face of wall, all as per manufacturer's recommendations	m	6
Carried Forward to Summary of Section No.			R
Section No. 4			
6 SEATS WATERBORNE TOILET BLOCK			
Bill No. 6			
Carpentry and Joinery			

**LIMPOPO DEPARTMENT OF EDUCATION
DEMOLITIONS, REFURBISHMENT AND ADDITIONS AT
NKGONYELETSE SECONDARY SCHOOL**

Item No		Quantity	Rate	Amount
	<p><u>BILL NO. 7</u></p> <p><u>CEILINGS, PARTITIONS AND ACCESS FLOORING</u></p> <p><u>PREAMBLES</u></p> <p>NOTE : The tenderer is referred to the relevant clauses in the Model Preambles for Trades (2008 Edition) as issued by the Association of South African Quantity Surveyors before pricing this bill.</p> <p><u>SUPPLEMENTARY PREAMBLES</u></p> <p>Supplementary preamble items described in Bill No. 1, shall equally apply to this bill.</p> <p><u>GENERAL NOTES TO TENDERERS</u></p> <p>General notes, described in Bill No.1, shall equally apply to this Bill.</p> <p><u>Fixing</u></p> <p>Items described as "plugged" shall be deemed to include screwing to fibre, plastic or metal plugs at not exceeding 500mm centres, and where described as "bolted", the bolts have been given elsewhere.</p> <p>Items described as "nailed" shall be deemed to be fixed with hardened steel nails or pins, or to be shot-pinned, to brickwork or concrete</p> <p><u>Ceilings & Bulkheads</u></p> <p>Unless otherwise described ceilings shall be deemed to be horizontal</p> <p><u>Steel components</u></p> <p>All steel components for ceilings, partitions, etc are to be galvanised in accordance with SANS 121</p> <p><u>Proprietary suspended ceilings</u></p> <p>Hangers, suspension grids, "lay-in" panels, etc are to be in accordance with the manufacturers' recommendations</p> <p style="text-align: right;">Carried Forward</p> <p>Section No. 4 6 SEATS WATERBORNE TOILET BLOCK Bill No. 7 Ceilings, Partitions and Access Flooring</p>			R

Brought Forward			R
	<p>Where electrical light fittings, diffusers, panels etc are units of the same dimensions as the suspension grid described and allowance must be made in the rates accordingly for their support inclusive of any flexibility in setting out that may be required (ceiling panels have not been deducted and pricing is to take cognisance thereof)</p> <p><u>Suspension systems</u></p> <p>Where suspensions of ceilings require a sub-grid, the tenderer should include in his rates for the sub-grid. The design of the sub-grid support is not specified, the tenderer is to obtain the necessary requirements and recommendations for a safe installation from the board and suspension system manufacturer to the satisfaction of the structural engineer.</p> <p><u>NAILED UP CEILINGS</u></p> <p><u>FIBRE - CEMENT BOARDS</u></p> <p><u>Similar Approved</u></p> <p><u>6mm "Everite Nutec" Fibre-cement boards, jointed with and including galvanised H-type primed pressed steel jointing strips, including brandering as per architect's specifications</u></p>		
4/7/1	<p>2400 x 1200mm x 6mm Horizontal ceilings, fixed to and including 38 x 38mm sawn softwood brandering at maximum 400mm centres using 38mm long galvanised nails</p>	m2	21
	<p><u>CORNICES</u></p> <p><u>"Rhino" plasterboard cornice</u></p>		
4/7/2	<p>75mm Coved cornice, plugged to brickwork</p>	m	23
	<p><u>SUNDRIES</u></p> <p><u>Extra over for Trap Doors</u></p>		
4/7/3	<p>Extra over ceiling for 600 x 600mm trap door of 38 x 50mm wrought softwood rebated framing, with one 38 x 38mm sawn softwood cross brander covered with ceiling board and fitted flush in opening</p>	No	2
Carried Forward			R
<p>Section No. 4 6 SEATS WATERBORNE TOILET BLOCK Bill No. 7 Ceilings, Partitions and Access Flooring</p>			

	Brought Forward			R
4/7/4	<p><u>CEILING INSULATION</u></p> <p><u>Insulation</u></p> <p>125mm thick Glass wool insulation blanket closely fitted and laid on top of ceiling panels, all in strict accordance with the manufacturer's specifications.</p>	m2	21	
	Carried Forward to Summary of Section No.			R
	<p>Section No. 4 6 SEATS WATERBORNE TOILET BLOCK Bill No. 7 Ceilings, Partitions and Access Flooring</p>			

**LIMPOPO DEPARTMENT OF EDUCATION
DEMOLITIONS, REFURBISHMENT AND ADDITIONS AT
NKGONYELETSE SECONDARY SCHOOL**

Item No		Quantity	Rate	Amount
	<p><u>BILL NO. 8</u></p> <p><u>IRONMONGERY</u></p> <p><u>PREAMBLES</u></p> <p>NOTE : The tenderer is referred to the relevant clauses in the Model Preambles for Trades (2008 Edition) as issued by the Association of South African Quantity Surveyors before pricing this bill.</p> <p><u>SUPPLEMENTARY PREAMBLES</u></p> <p>Supplementary preamble items described in Bill No. 1, shall equally apply to this bill.</p> <p><u>GENERAL NOTES TO TENDERERS</u></p> <p>General notes, described in Bill No.1, shall equally apply to this Bill.</p> <p>Where ironmongery is described as plugged, prices are to include for screwing to and including approved patent plugs in concrete or brickwork with plaster or tiled finish, etc.</p> <p><u>Proprietary items</u></p> <p>Where applicable the manufacturers' names or product catalogue titles are given in sub-headings preceding the items</p> <p>Prices are to be based on the specific products/articles specified. If tenderers wish to offer alternative products/articles for certain items, these items are to be clearly marked and the alternative specification given with supporting brochures etc clarifying the features of the products/articles offered</p> <p>On request returnable samples are to be provided to the principal agent for consideration</p>			
	Carried Forward		R	
	<p>Section No. 4 6 SEATS WATERBORNE TOILET BLOCK Bill No. 8 Ironmongery</p>			

**LIMPOPO DEPARTMENT OF EDUCATION
DEMOLITIONS, REFURBISHMENT AND ADDITIONS AT
NKGONYELETSE SECONDARY SCHOOL**

Brought Forward		R
<u>Finishes to ironmongery</u>		
Where applicable finishes to ironmongery are indicated by suffixes in accordance with the following list:		
BS Satin bronze lacquered		
CH Chromium plated		
SC Satin chromium plated		
SE Silver enamelled		
GE Grey enamelled		
AN Anodised natural		
AS Anodised silver		
AB Anodised bronze		
AG Anodised gold		
ABL Anodised black		
PB Polished brass		
PL Polished and lacquered		
PT Epoxy coated		
SD Sanded		
<u>Rates</u>		
The tenderer is to price for supply, taking delivery of, storing and fixing of the ironmongery listed below.		
<u>DOOR FURNITURE</u>		
<u>Similar Approved</u>		
<u>Handles</u>		
4/8/1	SS Pull handle BT fixed on a 75 x 170 x 1.2mm thick Grade 430 steel plate with no cylinder cutout, with steel plate to have 4 countersunk holes for screw fixing (Code: DHP-430-BL 75X170)	No 6
<u>Locks</u>		
4/8/2	SS Bathroom deadlock, with case size 102 x 78mm, with forend size 155 x 22mm, with 57mm backset (Code: D032D SS)	No 6
4/8/3	SN 43mm five pin Euro-profile single cylinder master keyed (Code: DSC104301 MK)	No 3
4/8/4	SC 150mm Cabin hook (Code: CH 150)	No 3
4/8/5	SS bathroom WC indicator (red and white) and turnknob (Code: DWC-005)	Sets 6.0
Carried Forward		R
Section No. 4 6 SEATS WATERBORNE TOILET BLOCK Bill No. 8 Ironmongery		

**LIMPOPO DEPARTMENT OF EDUCATION
DEMOLITIONS, REFURBISHMENT AND ADDITIONS AT
NKGONYELETSE SECONDARY SCHOOL**

Brought Forward				R
<u>Kick and push plates</u>				
4/8/6	SS 200 x 813 x 1.2mm thick Grade 430 kick plate, with 10 countersunk holes for screw fixing (Code: DKP-430-200)	No	18	
4/8/7	SS 75 x 170 x 1.2mm thick Grade 430 steel plate, with steel plate to have 4 countersunk holes for screw fixing (Code: DPP-430-BL 75X170)	No	6	
<u>Panic hardware</u>				
4/8/8	Three point locking panic bar for single door (Code: PHA3/S DD)	Sets	3.0	
4/8/9	Exterior access lock with lever handle (cylinder not included) (Code: PHT3901)	No	3	
<u>Sundries</u>				
4/8/10	Male / Female fixing screws (Qty 4 per pack)	Sets	6.0	
4/8/11	SS Hat and coat hook with rubber buffer (Code: DHC-SS-031B)	No	6	
<u>SUNDRIES</u>				
<u>Approved</u>				
4/8/12	"CZ8730SC" Door stop or similarly approved to wall or floors	No	6	
Carried Forward to Summary of Section No.				R
Section No. 4				
6 SEATS WATERBORNE TOILET BLOCK				
Bill No. 8				
Ironmongery				

**LIMPOPO DEPARTMENT OF EDUCATION
DEMOLITIONS, REFURBISHMENT AND ADDITIONS AT
NKGONYELETSE SECONDARY SCHOOL**

Item No		Quantity	Rate	Amount
	<p><u>BILL NO. 9</u></p> <p><u>METALWORK</u></p> <p><u>PREAMBLES</u></p> <p>NOTE : The tenderer is referred to the relevant clauses in the Model Preambles for Trades (2008 Edition) as issued by the Association of South African Quantity Surveyors before pricing this bill.</p> <p><u>SUPPLEMENTARY PREAMBLES</u></p> <p>Supplementary preamble items described in Bill No. 1, shall equally apply to this bill.</p> <p><u>GENERAL NOTES TO TENDERERS</u></p> <p>General notes, described in Bill No.1, shall equally apply to this Bill.</p> <p><u>ALUMINIUM</u></p> <p>The contractor is to make due allowance in his prices for complying with the following requirements.</p> <p><u>SPECIFICATIONS</u></p> <p>User Note:</p> <p><u>Glazing</u></p> <p>All Safety glazing material (individual panes) are to conform to all standards as stipulated in SANS 10400 Part N and SANS 10137 and any additional Engineer Specifications or relevant SANS glazing regulations not stipulated in this document. All tenderers are referred to the drawings for the glazing specification.</p> <p><u>Ironmongery</u></p> <p>All rates for windows, shopfronts and doors etc. must include for the supply, taking delivery or/and installation of the ironmongery to be specified.</p> <p><u>Actuators</u></p> <p>All rates for shopfronts with actuators to include for the supply and installation of actuators as specified</p>			
	Carried Forward		R	
	<p>Section No. 4 6 SEATS WATERBORNE TOILET BLOCK Bill No. 9 Metalwork</p>			

<p style="text-align: center;">Brought Forward</p> <p><u>Scaffolding</u></p> <p>All scaffolding should be provided by the contractor and no claims/ qualifications will be accepted.</p> <p><u>Protection</u></p> <p>With this tender, the glazing sub-contractor must supply a statement concerning protection that will be provided to finishes and components until Practical Completion. This to include specific references to the method of removal of such protection. All tenderers to include cost of protection in tender price.</p> <p><u>Installation</u></p> <p>All measurements to be checked on site prior to ordering and manufacturing.</p> <p>Aluminium sections and shop drawings to be accepted by Architect prior to manufacturing.</p> <p>Allow for water and weather proof polysulphide sealant to approved specifications all around frame junctions to plaster and other materials.</p> <p><u>Profiles</u></p> <p>Tenderers to provide typical details of proposed aluminium section to be used in the design.</p> <p><u>Structural Silicone</u></p> <p>Tenderers to allow a 10 year guarantee on all powdercoating.</p> <p><u>Preliminary and Shop Drawings:</u></p> <p>The contractor shall submit preliminary design drawings showing basic system sections for the Architect's approval.</p> <p>After approval and prior to fabrication detailed shop drawings shall be prepared and submitted to the Architect for approval.</p>			R	
<p style="text-align: center;">Carried Forward</p> <p>Section No. 4 6 SEATS WATERBORNE TOILET BLOCK Bill No. 9 Metalwork</p>			R	

	Brought Forward			R	
	<p><u>Fixing:</u></p> <p>The contractor is to take special note of all fixing details of all aluminium elements and must allow in his price for properly securing the aluminium sections to the structure with and including all necessary steel brackets, rails, timber grounds and sub-frames, including all necessary holing and bolting, etc. This fixing is to be adequately spaced and securely fixed to ensure total stiffness of the door frames, windows, etc. as no sagging causing improper functioning of the windows and doors will be accepted.</p> <p><u>Deflection of structure:</u></p> <p>The contractor is advised to make adequate provision for the design deflection of the structure.</p> <p><u>Tolerances:</u></p> <p>Sizes are approximate only and measurements on site must be taken before fabrication. Due allowance must be made for tolerances in accordance with the Architect's details.</p> <p><u>Protection:</u></p> <p>The contractor will be required to protect his work during the course of construction, which protection shall be adequate for the purpose and to the full approval of the Architect.</p> <p>Such protection shall only be removed after a written instruction from the Architect.</p> <p><u>Cleaning:</u></p> <p>All work must be cleaned down upon completion. Glazing as installed will not be accepted as clean glass and the contractor must allow for polishing glass as and when instructed by the Architect.</p> <p>Note: All windows and doors should be read in conjunction with window and door schedules</p> <p><u>PRESSED STEEL DOOR FRAMES</u></p> <p><u>1.2mm thick Single rebated frame suitable for half brick walls, complete with lugs and base ties, with red oxide primer factory finish by manufacturer</u></p>				
4/9/1	813 x 2032mm single door	No	6		
	Carried Forward			R	
	<p>Section No. 4 6 SEATS WATERBORNE TOILET BLOCK Bill No. 9 Metalwork</p>				

**LIMPOPO DEPARTMENT OF EDUCATION
DEMOLITIONS, REFURBISHMENT AND ADDITIONS AT
NKGONYELETSE SECONDARY SCHOOL**

Brought Forward			R
4/9/2	<p><u>1.2mm thick Single rebated frame suitable for one brick walls, complete with lugs and base ties, with red oxide primer factory finish by manufacturer</u></p> <p>914 x 2032mm single door</p> <p><u>WINDOWS FRAMES, etc.</u></p> <p><u>Standard mild steel school type Top-hung open out window frame (with brass fittings), with burglar bars to opening and fixed sections, consisting of 10mm diameter mild steel round bars to standard NBP2 pattern, welded at intersections and window frames, all as per architect's specification</u></p>	No	2
4/9/3	Window size 1022 x 949mm high	No	6
<p>Carried Forward to Summary of Section No.</p> <p>Section No. 4 6 SEATS WATERBORNE TOILET BLOCK Bill No. 9 Metalwork</p>			R

LIMPOPO DEPARTMENT OF EDUCATION
DEMOLITIONS, REFURBISHMENT AND ADDITIONS AT
NKGONYELETSE SECONDARY SCHOOL

Item No		Quantity	Rate	Amount
	<u>BILL NO. 10</u>			
	<u>PLASTERING</u>			
	<u>PREAMBLES</u>			
	NOTE : The tenderer is referred to the relevant clauses in the Model Preambles for Trades (2008 Edition) as issued by the Association of South African Quantity Surveyors before pricing this bill.			
	<u>SUPPLEMENTARY PREAMBLES</u>			
	Supplementary preamble items described in Bill No. 1, shall equally apply to this bill.			
	<u>GENERAL NOTES TO TENDERERS</u>			
	General notes, described in Bill No.1, shall equally apply to this Bill.			
	<u>SCREEDS</u>			
	<u>1:4 Cement sand screed on concrete, worked down to a true and even surface with a steel trowel</u>			
4/10/1	30mm Thick on floors and landings	m2	50	
4/10/2	30mm Thick to falls and currents	m2	5	
	<u>INTERNAL PLASTER</u>			
	<u>One coat smooth 1:5 cement sand plaster on brickwork to receive finish</u>			
4/10/3	On brick walls	m2	173	
4/10/4	On narrow widths	m2	17	
	Carried Forward to Summary of Section No.			
	Section No. 4 6 SEATS WATERBORNE TOILET BLOCK Bill No. 10 Plastering			R

**LIMPOPO DEPARTMENT OF EDUCATION
DEMOLITIONS, REFURBISHMENT AND ADDITIONS AT
NKGONYELETSE SECONDARY SCHOOL**

Item No		Quantity	Rate	Amount
	<p><u>BILL NO. 11</u></p> <p><u>TILING</u></p> <p><u>PREAMBLES</u></p> <p>NOTE : The tenderer is referred to the relevant clauses in the Model Preambles for Trades (2008 Edition) as issued by the Association of South African Quantity Surveyors before pricing this bill.</p> <p><u>SUPPLEMENTARY PREAMBLES</u></p> <p>Supplementary preamble items described in Bill No. 1, shall equally apply to this Bill.</p> <p><u>Pricing</u></p> <p>Prices are to included for the following: Cutting, handling, labour, adhesive etc.</p> <p><u>Fixing</u></p> <p>Tiling described as "fixed with adhesive on power floated concrete" shall be deemed to include for approved tiling key-coat.</p> <p>Ceramic, porcelain, marble and granite tiles are to be fixed, grouted and pointed with suitable adhesives and grouts, as recommended by the Architect. Costs are hereby deemed to include the cost of this requirement.</p> <p>Payment for work that is deemed measurable, in respect of the conditions of contract, and which comprises cutting, leaving, or forming, rectangular holes and notches through tiling is hereby deemed to apply only to holes and notches that do not exceed 600mm girth. Those exceeding 600mm in girth are hereby deemed to be "square cutting", which is hereby deemed to be part of the work description for that type of tiling and is not measurable as a separate item of work.</p> <p><u>Wastage</u></p> <p>Tile wastage in excess of 10% will be for the tenderer's account.</p> <p><u>GENERAL NOTES TO TENDERERS</u></p> <p>General notes, described in Bill No. 1, shall equally apply to this Bill.</p> <p style="text-align: right;">Carried Forward</p> <p>Section No. 4 6 SEATS WATERBORNE TOILET BLOCK Bill No. 11 Tiling</p>			R

**LIMPOPO DEPARTMENT OF EDUCATION
DEMOLITIONS, REFURBISHMENT AND ADDITIONS AT
NKGONYELETSE SECONDARY SCHOOL**

Brought Forward			R
<u>Note</u>			
All scaffolding should be provided by the contractor and no claims/qualifications will be accepted.			
<u>WALL TILING</u>			
<u>150 x 150 x 6mm ceramic tiles (PC allowance of R 120.00/m2 excludes V.A.T. but includes delivery to site), includes waste, laying, supply and fixing with an approved adhesive and jointing white grout all as per manufacturers specifications</u>			
4/11/1	Plastered walls	m2	92
4/11/2	On narrow widths	m2	9
4/11/3	Splash backs	m2	2
<u>FLOOR TILING</u>			
<u>420 x 420 x 11.5mm Thick non-slip ceramic tiles (P.C allowance of R 200.00/m2 excludes V.A.T. but includes delivery to site), includes waste, laying, supply and fixing with an approved adhesive and jointing in waterproof cementitious grout</u>			
4/11/4	On floors	m2	55
4/11/5	75mm high skirting	m	121
<u>ATTIC STOCK</u>			
4/11/6	150 x 150 x 6mm ceramic tiles (PC allowance of R 120.00/m2 excludes V.A.T. but includes delivery to site)	m2	9
4/11/7	420 x 420 x 11.5mm Thick non-slip ceramic tiles (P.C allowance of R 200.00/m2 excludes V.A.T. but includes delivery to site)	m2	6
Carried Forward to Summary of Section No.			R
Section No. 4			
6 SEATS WATERBORNE TOILET BLOCK			
Bill No. 11			
Tiling			

**LIMPOPO DEPARTMENT OF EDUCATION
DEMOLITIONS, REFURBISHMENT AND ADDITIONS AT
NKGONYELETSE SECONDARY SCHOOL**

Item No		Quantity	Rate	Amount
	<p><u>BILL NO. 12</u></p> <p><u>PLUMBING AND DRAINAGE (PROVISIONAL)</u></p> <p><u>PREAMBLES</u></p> <p>NOTE : The tenderer is referred to the relevant clauses in the Model Preambles for Trades (2008 Edition) as issued by the Association of South African Quantity Surveyors before pricing this bill.</p> <p><u>SUPPLEMENTARY PREAMBLES</u></p> <p>Supplementary preamble items described in Bill No. 1, shall equally apply to this bill.</p> <p><u>uPVC pipes and fittings:</u></p> <p>Sewer and drainage pipes and fittings shall be jointed and sealed with butyl rubber rings</p> <p><u>uPVC pressure pipes and fittings:</u></p> <p>Pipes for water supply shall be of the class stated</p> <p><u>Excavations:</u></p> <p>No claim for excavation in material other than "earth" will be entertained unless the contractor has timeously notified the quantity surveyor thereof prior to backfilling, and has obtained, in writing , authorised classification thereof.</p> <p>"Intermediate material" and " hard rock" shall be as defined in "Earthworks".</p> <p>Quantities of all excavations, carting away excavated material and backfilling are calculated on the nett extent to be formed, or filled, in accordance with drawings and specifications, and the Contractor is to allow in his prices for any bulking.</p> <p>Classes of excavation shall be as S.A.B.S 1200D clause 3.1.2.</p> <p><u>Laying, backfilling, bedding, etc., of pipes:</u></p> <p>Pipes shall be laid and bedded, and trenches shall be carefully backfilled, in accordance with the specific instructions</p>			
	Carried Forward		R	
	<p>Section No. 4 6 SEATS WATERBORNE TOILET BLOCK Bill No. 12 Plumbing and Drainage</p>			

**LIMPOPO DEPARTMENT OF EDUCATION
DEMOLITIONS, REFURBISHMENT AND ADDITIONS AT
NKGONYELETSE SECONDARY SCHOOL**

Brought Forward			R
<u>GENERAL NOTES TO TENDERERS</u>			
General notes, described in Bill No.1, shall equally apply to this Bill.			
<u>RAINWATER GOODS</u>			
<u>Similar Approved</u>			
<u>Gutters</u>			
4/12/1	100 x 100 x 0.6mm thick Ogee profile eaves gutter aluminium box gutter, fixed with and including fixing clips to fascia boards	m	35
4/12/2	Extra over eaves gutter for stopped end	No	12
4/12/3	Extra over eaves gutter for corner	No	26
4/12/4	Extra over eaves gutter for outlet	No	6
<u>Rainwater downpipes</u>			
4/12/5	100mm diameter x 0.6mm thick rainwater downpipe with Chromadek finish (Colour: TBC), fixed with and including brackets to wall face, with brackets spaced as per manufacturer's recommendations, and with downpipes spaced as per engineer's specification	m	21
4/12/6	Extra over downpipe for offset	No	12
4/12/7	Extra over downpipe for shoe	No	6
<u>SANITARY FITTINGS</u>			
Refer to sanitary schedule drawing for full description of abbreviations			
<u>WASH HAND BASINS</u>			
<u>Similar Approved</u>			
<u>Vaal Sanitaryware "Hibiscus" vitreous china basin with three semi-punched holes tap holes, including integrated overflow, including chain stay hole through the centre semi-punched tap hole, supplied with plug and chain, hung to walls (PC allowance of R450.00/no excludes V.A.T. but includes delivery to site), includes waste, supply and fixing</u>			
4/12/8	WHB, installed complete	No	6
Carried Forward			R
Section No. 4 6 SEATS WATERBORNE TOILET BLOCK Bill No. 12 Plumbing and Drainage			

		Brought Forward		R
		<u>WATER CLOSET</u>		
		<u>Similar Approved</u>		
		<u>Vaal Sanitaryware "Daisy" semi-close coupled water closet comprising double flap heavy duty thermoplastic seat rim pan and matching 9 litre cistern complete with lid, fitments and flush pipe elbow (PC allowance of R2 800.00/no excludes V.A.T. but includes delivery to site), includes waste, supply and fixing</u>		
4/12/9	WC, installed complete	No	6	
		<u>TOILET ROLL HOLDER</u>		
		<u>To be approved by Architect</u>		
4/12/10	130 x 560 x 130mm mild steel vandal proof Toilet paper roll holder (Colour: White), plugged and screwed to walls	No	6	
		<u>SOAP DISPENSER</u>		
		<u>To be approved by Architect</u>		
4/12/11	110 x 170 x 35mm high plastic Soap dispenser (Colour: White and transparent), with lever button and pump, plugged and screwed to wall	No	2	
		<u>PAPER TOWEL DISPENSER</u>		
		<u>To be approved by Architect</u>		
4/12/12	360 x 380 x 240mm high lockable auto-cut (reflex) plastic Paper towel dispenser (Colour: White), plugged and screwed to wall	No	1	
		<u>TAPS, VALVES, ETC</u>		
		<u>Similar Approved</u>		
4/12/13	15mm Cobra brass watertight hose Bib tap (Code: 108-15)	No	6	
		<u>TESTING</u>		
4/12/14	Testing water pipe system		Item	
		Carried Forward		R
	Section No. 4 6 SEATS WATERBORNE TOILET BLOCK Bill No. 12 Plumbing and Drainage			

**LIMPOPO DEPARTMENT OF EDUCATION
DEMOLITIONS, REFURBISHMENT AND ADDITIONS AT
NKGONYELETSE SECONDARY SCHOOL**

	Brought Forward		R	
	<u>BUDGETARY ALLOWANCE</u>			
4/12/15	Allow an amount of R161 071.20 (One Hundred and Sixty One Thousand and Seventy One and Twenty) for the supply and installation of Sanitary Fitting Sundries	Item		161 071.20
	Carried Forward to Summary of Section No.			
	Section No. 4 6 SEATS WATERBORNE TOILET BLOCK Bill No. 12 Plumbing and Drainage		R	

**LIMPOPO DEPARTMENT OF EDUCATION
DEMOLITIONS, REFURBISHMENT AND ADDITIONS AT
NKGONYELETSE SECONDARY SCHOOL**

Item No		Quantity	Rate	Amount
	<p><u>BILL NO. 13</u></p> <p><u>GLAZING</u></p> <p><u>PREAMBLES</u></p> <p>NOTE : The tenderer is referred to the relevant clauses in the Model Preambles for Trades (2008 Edition) as issued by the Association of South African Quantity Surveyors before pricing this bill.</p> <p><u>SUPPLEMENTARY PREAMBLES</u></p> <p>Supplementary preamble items described in Bill No. 1, shall equally apply to this Bill.</p> <p><u>GENERAL NOTES TO TENDERERS</u></p> <p>General notes, described in Bill No. 1, shall equally apply to this Bill.</p> <p><u>Note:</u></p> <p>All glazing to comply with SABS 1263 Part 3:1998. Light and ventilation to comply with Part O if NBR 0400</p> <p><u>GLASS TO STEEL WITH PUTTY</u></p> <p><u>5mm clear floated glass fixed glazing putty</u></p>			
4/13/1	Panes not exceeding 0.1m2	m2	6	
	<p><u>TOPS, SHELVES, DOORS, MIRROR ETC</u></p> <p><u>6mm Polished plate float glass mirrors with square polished edges plugged with chrome plated detachable screws or similarly approved</u></p>			
4/13/2	Mirror 400 x 600 mm high	No	6	
	<p>Carried Forward to Summary of Section No.</p>			
	<p>Section No. 4 6 SEATS WATERBORNE TOILET BLOCK Bill No. 13 Glazing</p>			R

**LIMPOPO DEPARTMENT OF EDUCATION
DEMOLITIONS, REFURBISHMENT AND ADDITIONS AT
NKGONYELETSE SECONDARY SCHOOL**

Item No		Quantity	Rate	Amount
	<p><u>BILL NO. 14</u></p> <p><u>PAINTWORK</u></p> <p><u>PREAMBLES</u></p> <p>NOTE : The tenderer is referred to the relevant clauses in the Model Preambles for Trades (2008 Edition) as issued by the Association of South African Quantity Surveyors before pricing this bill.</p> <p><u>SUPPLEMENTARY PREAMBLES</u></p> <p>Supplementary preamble items described in Bill No. 1, shall equally apply to this Bill.</p> <p><u>GENERAL NOTES TO TENDERERS</u></p> <p>General notes, described in Bill No. 1, shall equally apply to this Bill.</p> <p><u>PAINTWORK ETC TO NEW WORK</u></p> <p><u>FIBRE CEMENT</u></p> <p><u>Prepare and apply one coat universal undercoat and two coats Super Acrylic PVA paint or similar approved, colour to be confirmed by architect</u></p>			
4/14/1	On internal ceilings and cornices	m2	24	
4/14/2	Fibre cement fascias boards not exceeding 300mm high or wide painted on both side	m	69	
	<p><u>Prepare and apply one coat alkali resistant sealer and two coats mat enamel paint, colour to be confirmed by architect</u></p>			
4/14/3	Fiber cement window sill not exceeding 300mm high or wide	m	6	
	<p><u>FLOATED PLASTER INTERNAL WALLS</u></p> <p><u>Prepare and apply one coat merit universal undercoat and two coats Super Acrylic PVA paint or similar approved, colour to be confirmed by architect</u></p>			
4/14/4	Plastered walls	m2	173	
	Carried Forward			R
	<p>Section No. 4 6 SEATS WATERBORNE TOILET BLOCK Bill No. 14 Paintwork</p>			

**LIMPOPO DEPARTMENT OF EDUCATION
DEMOLITIONS, REFURBISHMENT AND ADDITIONS AT
NKGONYELETSE SECONDARY SCHOOL**

	Brought Forward			R
	<u>METAL SURFACES</u>			
	<u>Prepare and apply one coat Duraphos, one coat universal under coat and two coats gloss enamel paint, colour to be confirmed by architect</u>			
4/14/5	On window frames	m2	6	
4/14/6	On door frames	m2	8	
4/14/7	On gutters	m	35	
4/14/8	On downpipes	m	21	
	<u>WOOD</u>			
	<u>Prepare and apply one coat universal undercoat and two coats acrylic PVA, colour to be confirmed by architect</u>			
4/14/9	On door	m2	22	
	Carried Forward to Summary of Section No.			R
	Section No. 4			
	6 SEATS WATERBORNE TOILET BLOCK			
	Bill No. 14			
	Paintwork			

**LIMPOPO DEPARTMENT OF EDUCATION
DEMOLITIONS, REFURBISHMENT AND ADDITIONS AT
NKGONYELETSE SECONDARY SCHOOL**

Bill No	SECTION SUMMARY	Page No	Amount
4/1	Earthworks	4/3	
4/2	Concrete, Formwork and Reinforcement	4/7	
4/3	Masonry	4/10	
4/4	Waterproofing	4/11	
4/5	Roof Coverings	4/13	
4/6	Carpentry and Joinery	4/17	
4/7	Ceilings, Partitions and Access Flooring	4/20	
4/8	Ironmongery	4/23	
4/9	Metalwork	4/27	
4/10	Plastering	4/28	
4/11	Tiling	4/30	
4/12	Plumbing and Drainage	4/34	
4/13	Glazing	4/35	
4/14	Paintwork	4/37	
	Carried to Final Summary		
	Section No. 4		
	6 SEATS WATERBORNE TOILET BLOCK		
			R

Item No		Quantity	Rate	Amount
	<p><u>SECTION NO. 5</u></p> <p><u>BILL NO. 1</u></p> <p><u>DEMOLITIONS AND ALTERATIONS</u></p> <p><u>PREAMBLES</u></p> <p>NOTE : The tenderer is referred to the relevant clauses in the Model Preambles for Trades (2008 Edition) as issued by the Association of South African Quantity Surveyors before pricing this bill.</p> <p><u>SUPPLEMENTARY PREAMBLES</u></p> <p><u>Subterranean water</u></p> <p>No subterranean water is expected</p> <p><u>Excavation for working space in rock</u></p> <p>Notwithstanding clause 11 page 8 of the Standard System of Measuring Building Work, excavation for working space in rock will be measured in cubic metres to the extent executed and given as "extra over" bulk excavation or trench and hole excavation as the case may be</p> <p><u>Carting away of excavated material</u></p> <p>Descriptions of carting away of excavated material shall be deemed to include loading excavated material onto trucks directly from the excavations or, alternatively, from stock piles situated on the building site</p> <p><u>Filling</u></p> <p>Notwithstanding the reference to prescribed multiple handling in clause 1 page 6 of the Standard System of Measuring Building Work, prices for filling and backfilling shall include for all selection and any necessary multiple handling of material</p> <p style="text-align: center;">_____</p> <p><u>Testing</u></p> <p><i>Prices for filling are to include for all necessary density tests in accordance with SABS 1200D</i></p>			
	Carried Forward		R	
	<p>Section No. 5 RENOVATION (12 ENVIROLOOS & 23 CLASSROOMS) Bill No. 1 Demolitions and Alterations</p>			

<p style="text-align: center;">Brought Forward</p> <p><u>Existing structures</u></p> <p>In taking down and removing existing work, the utmost care shall be taken to prevent any structural or other damage to the remaining portions on the building and the Contractor shall provide all shoring, needling, strutting, etc. to ensure the stability of all structures during the alteration work, Any damage to the structure and/or building as well as the rectification of same will be for the contractor's account</p> <p><u>Services</u></p> <p>Special care shall be exercised during the progress of the work to ensure that electrical installation, water supply pipes, telephone and other services which may be encountered are not interfered with and notice shall be given to the Representative/Agent if any disconnection or alterations become necessary.</p> <p><u>Dust and noise</u></p> <p>The Contractor is to take all necessary precautions to the satisfaction of the Representative/Agent to prevent any nuisance from the dust and /or noise whilst carrying out the work.</p> <p><u>Disposal of debris</u></p> <p>The Contractor shall be responsible for the removal from site of all materials, debris and rubbish resulting from the work which removal is deemed to be included in the rates unless otherwise stated.</p> <p>Rates for taking out and removing doors and frames shall include for removing door stops, cabin hooks, etc and making good floor and wall finishes to match existing</p> <p>Making good of finishes shall include making good of the brick and concrete surfaces onto which the new finishes are applied, where necessary</p> <p><u>Temporary support to openings through existing walls</u></p> <p>Making openings, altering openings in existing walls and removing lintels above existing openings shall be done with the utmost care to prevent any structural damage. All necessary supports, propping, shoring, needling, strutting, turning pieces, etc. to walls openings is deemed to be included in the contractor's rates.</p>			R	
<p style="text-align: center;">Carried Forward</p> <p>Section No. 5 RENOVATION (12 ENVIROLOOS & 23 CLASSROOMS) Bill No. 1 Demolitions and Alterations</p>			R	

<p style="text-align: center;">Brought Forward</p> <p><u>Electrical and Mechanical</u></p> <p>Where items include for taking down electrical and mechanical fittings the disconnection and making safe electrically is deemed to be included.</p> <p><u>GENERAL NOTES TO TENDERERS</u></p> <p>Tenderers are to inspect the drawings issued with these Bills of Quantities and to satisfy themselves with the nature and the requirements of the Contract works. Failure to do so will be the complete responsibility of the Tenderer and no claims whatsoever will be entertained in this regard.</p> <p>Tenderers are to read the descriptions, which are intended as a means of identifying various facets of the work, in conjunction with the drawings. Tenderers shall allow for all costs in connection with the various items taking full cognisance of both the drawings and the Bills of Quantities.</p> <p>Tenderers shall notify the Quantity Surveyor in writing of any discrepancies encountered upon which clarification will be given by the Quantity Surveyor in writing to the Tenderer. Failure to do so will be the complete responsibility of the Tenderer and no claims whatsoever will be entertained in this regard</p> <p>Tenderers are to note that setting out of the works will be the complete responsibility of the Tenderer and they should therefore acquaint themselves with the site boundaries, site co-ordinates, datum levels etc. Failure to do so will be the complete responsibility of the Tenderer and no claims whatsoever will be entertained in this regard.</p> <p>Tenderers are to note that all items with ZERO quantities are Rate Only items and should be priced as such.</p> <p>Tenderers are to note that there might be specified suppliers to be used for certain trades as per the annexure to this tender document. Tenderers should familiarise themselves with the suppliers on the list and ensure to allow for accordingly. Failure to do so will be the complete responsibility of the Tenderer and no claims whatsoever will be entertained in this regard.</p>		R	
<p style="text-align: center;">Carried Forward</p> <p>Section No. 5 RENOVATION (12 ENVIROLOOS & 23 CLASSROOMS) Bill No. 1 Demolitions and Alterations</p>		R	

**LIMPOPO DEPARTMENT OF EDUCATION
DEMOLITIONS, REFURBISHMENT AND ADDITIONS AT
NKGONYELETSE SECONDARY SCHOOL**

Brought Forward			R
<p>Tenderers are to fully acquaint themselves with the construction period and shall allow for any night shift if required. Failure to do so will be the complete responsibility of the Tenderer and no claims whatsoever will be entertained in this regard.</p>			
<u>REMOVAL OF EXISTING WORK</u>			
<u>Demolitions of existing structures all complete</u>			
5/1/1	Single storey brick and mortar admin block with pitched roof, comprising of surface bed, external and internal brick walls, corrugated roof covering on timber trusses, including wash hand basins & WC porcelain close couple and with plumbing complete.	m2	243
<u>Breaking up/demolishing and removal of walls, slabs, surface beds etc</u>			
5/1/2	100mm thick concrete aprons	m2	528
5/1/3	25mm thick concrete screed	m2	422
<u>Taking down and removing panelling, ceilings, partitions, etc</u>			
5/1/4	Ceiling trap door	No	23
<u>Taking out and removing glass and mirrors</u>			
5/1/5	Glass from steel windows including cleaning out rebates and preparing to receive new glass	m2	354
<u>Taking up and removing floor coverings carpeting, tiles etc</u>			
5/1/6	Vinyl tile floor covering including preparing screed for new tile flooring	m2	1 461
<u>Taking out and removing doors, windows, etc including making good frame (paintwork measured elsewhere)</u>			
5/1/7	813mm x 2032mm high timber door including metal frame, ironmongery etc.	No	55
<u>Taking out and removing ironmongery</u>			
5/1/8	Remove all ironmongery to a single door	No	55
5/1/9	Remove pinning board and make good wall finishes	No	46
5/1/10	Remove green chalk board and make good wall finishes	No	23
Carried Forward			R
<p>Section No. 5 RENOVATION (12 ENVIROLOOS & 23 CLASSROOMS) Bill No. 1 Demolitions and Alterations</p>			

LIMPOPO DEPARTMENT OF EDUCATION
DEMOLITIONS, REFURBISHMENT AND ADDITIONS AT
NKGONYELETSE SECONDARY SCHOOL

Brought Forward			R
5/1/11	Remove brass sliding stays, peg stay, handles window ironmongery	No	884
	<u>Taking out and removing piping, sanitary fittings, etc including disconnecting piping from fittings and making good floor and wall finishes (making good tiling and paintwork elsewhere)</u>		
5/1/12	Remove wash trough including all fittings and make good wall and floor finishes	No	4
5/1/13	Remove water closet with cistern and make good wall and floor finishes	No	12
5/1/14	Remove wash hand basin and make good wall finishes	No	8
	<u>Taking out and removing sundry joinery work</u>		
5/1/15	Timber skirting from brickwork	m	958
	<u>Taking out and removing metalwork</u>		
5/1/16	Security gate including framing bolted to brickwork and making good mortar joints between face brickwork	No	27
	<u>Taking out and removing roof coverings, roof accessories and rainwater disposal fittings, keeping roof structure intact</u>		
5/1/17	Remove roof sheeting, roof accessories, timber roof structure, ceilings etc.	m2	2 397
5/1/18	Remove steel gutters, keeping barge boards intact	m	534
5/1/19	Remove barge board	m	96
5/1/20	Remove fascia board	m	534
5/1/21	Remove ridge capping, keeping roof covering intact	m	184
	<u>Repairing cracks</u>		
5/1/22	On plastered brick walls	m2	119
	<u>MAKING GOOD OF FINISHES ETC</u>		
	<u>Making good screed</u>		
5/1/23	Floors in patches	m2	1 461
	<u>Making good plaster</u>		
5/1/24	Wall plaster in patches	m2	13
Carried Forward			R
Section No. 5 RENOVATION (12 ENVIROLOOS & 23 CLASSROOMS) Bill No. 1 Demolitions and Alterations			

**LIMPOPO DEPARTMENT OF EDUCATION
DEMOLITIONS, REFURBISHMENT AND ADDITIONS AT
NKGONYELETSE SECONDARY SCHOOL**

	Brought Forward			R
	<u>Face bricks</u>			
5/1/25	Clean and treat face bricks with approved oxidation preventative solution	m2	3 446	
	<u>REPAIR/MAINTAIN OF EXISTING WORK</u>			
	<u>Enviro-loos</u>			
5/1/26	Clean Enviro-loo septic tank and replace ventilation system		Item	
Carried Forward to Summary of Section No.				
Section No. 5				R
RENOVATION (12 ENVIROLOOS & 23 CLASSROOMS)				
Bill No. 1				
Demolitions and Alterations				

**LIMPOPO DEPARTMENT OF EDUCATION
DEMOLITIONS, REFURBISHMENT AND ADDITIONS AT
NKGONYELETSE SECONDARY SCHOOL**

Item No		Quantity	Rate	Amount
	<p><u>BILL NO. 2</u></p> <p><u>EARTHWORKS (PROVISIONAL)</u></p> <p><u>PREAMBLES</u></p> <p>NOTE : The tenderer is referred to the relevant clauses in the Model Preambles for Trades (2008 Edition) as issued by the Association of South African Quantity Surveyors before pricing this bill.</p> <p><u>SUPPLEMENTARY PREAMBLES</u></p> <p>Supplementary preamble items described in Bill No. 1, shall equally apply to this Bill.</p> <p><u>GENERAL NOTES TO TENDERERS</u></p> <p>General notes, described in Bill No.1, shall equally apply to this Bill.</p> <p><u>NOTES</u></p> <p><u>Carting away of excavated material</u></p> <p>Descriptions of carting away of excavated material shall be deemed to include loading excavated material onto trucks directly from the excavations or, alternatively, from stock piles situated on the building site</p> <p><u>Filling</u></p> <p>Notwithstanding the reference to prescribed multiple handling in clause 1 page 6 of the Standard System of Measuring Building Work, prices for filling and backfilling shall include for all selection and any multiple handling of material</p> <p><u>EXCAVATION OTHER THAN BULK, ETC</u></p> <p><u>Excavation in earth not exceeding 2m deep</u></p>			
5/2/1	Trenches	m3	36	
5/2/2	Holes	m3	83	
	<u>Extra over trench and hole excavations in earth for excavation in</u>			
5/2/3	Soft rock	m3	12	
5/2/4	Hard rock	m3	7	
	Carried Forward			R
	Section No. 5 RENOVATION (12 ENVIROLOOS & 23 CLASSROOMS) Bill No. 2 Earthworks			

**LIMPOPO DEPARTMENT OF EDUCATION
DEMOLITIONS, REFURBISHMENT AND ADDITIONS AT
NKGONYELETSE SECONDARY SCHOOL**

Brought Forward			R
<u>Extra over all excavations for carting away</u>			
5/2/5	Surplus material from excavations and/or stock piles on site to a dumping site to be located by the contractor	m3	119
<u>Risk of collapse of excavations</u>			
5/2/6	Sides of trench excavations not exceeding 1.5m deep	m2	131
<u>Keeping excavations free of water</u>			
5/2/7	Keeping excavations free of water		Item
<u>FILLING, ETC.</u>			
<u>Earth filling obtained from the excavations and/or prescribed stock piles on site compacted to 93% Mod AASHTO density in layers not exceeding 150mm thick</u>			
5/2/8	Under floors, steps, pavings, etc	m3	12
<u>Selected (G5) layer earth filling supplied by the contractor, compacted in 150mm thick layers, compacted to 93% Mod AASHTO density</u>			
5/2/9	Under floors, steps, pavings, etc	m3	40
<u>COMPACTION OF SURFACES</u>			
<u>Prepare ground surface by scarifying for a depth of 150mm, breaking down oversized material, adding suitable material where necessary and re-compacting to 90% modified AASHTO density</u>			
5/2/10	Under floors, steps, paving, etc	m2	696
<u>WEED KILLERS, INSECTICIDES, TERMITES, etc.</u>			
<u>Protection against termites, ants, etc</u>			
5/2/11	Under floors etc including forming and poisoning shallow furrows against foundation walls etc, filling in furrows and ramming	m2	696
5/2/12	Weedkiller: To bottoms and sides of trenches etc.	m2	176
Carried Forward to Summary of Section No.			R
Section No. 5 RENOVATION (12 ENVIROLOOS & 23 CLASSROOMS) Bill No. 2 Earthworks			

**LIMPOPO DEPARTMENT OF EDUCATION
DEMOLITIONS, REFURBISHMENT AND ADDITIONS AT
NKGONYELETSE SECONDARY SCHOOL**

Item No		Quantity	Rate	Amount
	<p><u>BILL NO. 3</u></p> <p><u>CONCRETE, FORMWORK AND REINFORCEMENT</u></p> <p><u>PREAMBLES</u></p> <p>NOTE : The tenderer is referred to the relevant clauses in the Model Preambles for Trades (2008 Edition) as issued by the Association of South African Quantity Surveyors before pricing this bill.</p> <p><u>SUPPLEMENTARY PREAMBLES</u></p> <p>Supplementary preamble items described in Bill No. 1, shall equally apply to this Bill.</p> <p><u>Cost of tests</u></p> <p>The costs of making, storing and testing of concrete test cubes as required under clause 7, "Tests" of SANS 1200 G, shall include the cost of providing cube moulds necessary for the purpose, for testing costs and for submitting reports on the tests to the principal agent. The testing shall be undertaken by an independent firm or institution nominated by the contractor to the approval of the principal agent. (Test cubes are measured separately)</p> <p><u>Formwork</u></p> <p>Descriptions of formwork shall be deemed to include use and waste only (except where described as "left in" or "permanent"), for fitting together in the required forms, wedging, plumbing and fixing to true angles and surfaces as necessary to ensure easy release during stripping and for reconditioning as necessary before re-use. The vertical strutting shall be carried down to such construction as is sufficiently strong to afford the required support without damage and shall remain in position until the newly constructed work is able to support itself.</p> <p>Formwork to soffits of solid slabs, etc. shall be deemed to be to slabs not exceeding 250mm thick unless otherwise described. Formwork to soffits of slabs, beams, etc. shall be deemed to be propped up exceeding 1,5m and not exceeding 3,5m high unless otherwise described.</p> <p style="text-align: right;">Carried Forward</p> <p>Section No. 5 RENOVATION (12 ENVIROLOOS & 23 CLASSROOMS) Bill No. 3 Concrete, Formwork and Reinforcement</p>			R

	Brought Forward			R	
	<p>Formwork to sides of bases, pile caps, ground beams, etc. will only be measured where it is prescribed by the engineer for design reasons. Formwork necessitated by irregularity or collapse of excavated faces will not be measured and the cost thereof shall be deemed to be included in the allowance for taking the risk of collapse of the sides of the excavations, provision for which is made in "Earthworks".</p> <p>The Tenderer is to note that for the "off-shutter" concrete finish shall be in accordance with the architectural specification 616 CON-140: Smooth + fair finish:-</p> <ul style="list-style-type: none"> · Degree of accuracy: I · Finish: Smooth and even · Form facing material to produce a smooth, hard, uniform texture on the concrete · Steel faced formwork. Joints grout-tight. · Panels shall be as large as practicable and arranged in a regular pattern as a feature of the surface · Formwork tie holes: to the approval of the architect · Repair imperfections: not allowed. Tie bolt holes shall be patched · Not permitted: blowholes, small fins, bulges, irregularities, voids, honeycombing, segregation and other large defects. · Concrete surfaces: No further treatment to form a smooth finish of uniform texture, appearance and colour <p>Structural Concrete</p> <p>Tenderers are referred to the Structural Engineer's - Standard Specifications which should be read before pricing this trade in particular, but also the other trades. The use of extenders, fly-ash, etc. are clearly described on this drawing.</p> <p><u>GENERAL NOTES TO TENDERERS</u></p> <p>General notes, described in Bill No.1, shall equally apply to this Bill.</p> <p><u>UNREINFORCED CONCRETE CAST AGAINST EXCAVATED SURFACES</u></p> <p><u>10MPa/19mm concrete</u></p>				
5/3/1	Surface blinding under bases	m3	8		
	Carried Forward			R	
	<p>Section No. 5 RENOVATION (12 ENVIROLOOS & 23 CLASSROOMS) Bill No. 3 Concrete, Formwork and Reinforcement</p>				

**LIMPOPO DEPARTMENT OF EDUCATION
DEMOLITIONS, REFURBISHMENT AND ADDITIONS AT
NKGONYELETSE SECONDARY SCHOOL**

Brought Forward			R
<u>20MPa/19mm concrete</u>			
5/3/2	Footings	m3	66
5/3/3	Concrete apron, cast to falls	m3	53
<u>REINFORCED CONCRETE CAST AGAINST EXCAVATED SURFACES</u>			
<u>25MPa/19mm Concrete</u>			
5/3/4	Ramps	m3	23
<u>30MPa/19mm concrete</u>			
5/3/5	Surface beds	m3	8
5/3/6	Staircases and landings	m3	9
<u>TEST BLOCKS</u>			
<u>Notes:</u>			
Concrete strength test cubes, label and send to an approved laboratory for testing, pay all charges and submit report to the Regional Representative. Only successful tests will be paid for (Provisional)			
5/3/7	Making and testing 150 x 150 x 150mm concrete strength test cube (Provisional)	No	80
<u>SUNDRIES TO CONCRETE</u>			
<u>Surface treatment</u>			
5/3/8	Power float top surface of concrete surface bed to a true and even level finish	m2	621
<u>ROUGH FORMWORK (DEGREE OF ACCURACY II)</u>			
<u>Rough formwork to sides</u>			
5/3/9	Sloping sides of ramps not exceeding 600mm high extreme	m2	62
5/3/10	Sloping and stepped sides of staircase	m2	9
5/3/11	Edges, risers, ends and reveals not exceeding 300mm high or wide	m	580
Carried Forward			R
Section No. 5 RENOVATION (12 ENVIROLOOS & 23 CLASSROOMS) Bill No. 3 Concrete, Formwork and Reinforcement			

**LIMPOPO DEPARTMENT OF EDUCATION
DEMOLITIONS, REFURBISHMENT AND ADDITIONS AT
NKGONYELETSE SECONDARY SCHOOL**

	Brought Forward			R
	<u>REINFORCEMENT</u>			
	<u>High tensile steel reinforcement</u>			
5/3/12	All diameter bars	t	0.61	
	<u>Fabric reinforcement</u>			
5/3/13	Type 193 mesh reinforcement in concrete surface beds, slabs, etc	m2	75	
	Carried Forward to Summary of Section No.			
	Section No. 5			
	RENOVATION (12 ENVIROLOOS & 23 CLASSROOMS)			
	Bill No. 3			
	Concrete, Formwork and Reinforcement			
				R

**LIMPOPO DEPARTMENT OF EDUCATION
DEMOLITIONS, REFURBISHMENT AND ADDITIONS AT
NKGONYELETSE SECONDARY SCHOOL**

Item No		Quantity	Rate	Amount
	<p><u>BILL NO. 4</u></p> <p><u>MASONRY</u></p> <p><u>PREAMBLES</u></p> <p>NOTE : The tenderer is referred to the relevant clauses in the Model Preambles for Trades (2008 Edition) as issued by the Association of South African Quantity Surveyors before pricing this bill.</p> <p><u>SUPPLEMENTARY PREAMBLES</u></p> <p>Supplementary preamble items described in Bill No. 1, shall equally apply to this Bill.</p> <p><u>GENERAL NOTES TO TENDERERS</u></p> <p>General notes, described in Bill No.1, shall equally apply to this Bill.</p> <p><u>Sizes in descriptions</u></p> <p>Where sizes in descriptions are given in brick units, "one brick" shall represent the length and "half brick" the width of a brick</p> <p><u>Hollow walls etc</u></p> <p>Descriptions of hollow walls shall be deemed to include leaving every fifth perpend of the bottom course of the external skin open as a weep hole. Walls in two skins described as "bagged and sealed" shall be deemed to include having the outer face of the inner skin bagged with 1:6 cement and sand mixture and sealed with two coats "Brickseal" bitumen emulsion waterproofing coating.</p> <p><u>Face bricks</u></p> <p>Bricks shall be ordered timeously to obtain uniformity in size and colour</p> <p><u>Pointing</u></p> <p>Descriptions of recessed pointing to fair face brickwork and face brickwork shall be deemed to include square recessed, hollow recessed, weathered pointing, etc</p>			
	Carried Forward		R	
	<p>Section No. 5 RENOVATION (12 ENVIROLOOS & 23 CLASSROOMS) Bill No. 4 Masonry</p>			

LIMPOPO DEPARTMENT OF EDUCATION
DEMOLITIONS, REFURBISHMENT AND ADDITIONS AT
NKGONYELETSE SECONDARY SCHOOL

Brought Forward			R
<u>BRICKWORK IN FOUNDATION</u>			
<u>Brickwork of NFX bricks (14MPa nominal compressive strength) in class I mortar</u>			
5/4/1	One brick wall	m2	104
<u>SUPERSTRUCTURE BRICKWORK</u>			
<u>Brickwork of NFP brick in class II mortar laid in stretcher bond with 10mm flush joints</u>			
5/4/2	Rectangular piers	m3	1
5/4/3	One brick wall	m2	494
5/4/4	Half brick wall	m2	7
<u>FACE BRICKWORK</u>			
Bricks shall be ordered timeously to obtain uniformity in size and colour			
<u>"Corobrick" face bricks (Colour: TBC) with PC sum amount of R 4 500.00 per thousand bricks delivered to site (excluding VAT) manufactured in accordance with SANS 227-2007, bedded and jointed in Class II mortar and pointed with recessed 6mm joints in both directions</u>			
5/4/5	Extra over brickwork for face brickwork in superstructure	m2	582
5/4/6	Extra over brickwork for face brickwork to piers	m2	8
5/4/7	Extra over brickwork for face brickwork in brick-on-edge header coping	m	103
<u>BRICKWORK SUNDRIES</u>			
<u>Brickwork reinforcement</u>			
5/4/8	75mm wide reinforcement built in horizontally	m	22
5/4/9	150mm wide reinforcement built in horizontally.	m	1 819
Carried Forward to Summary of Section No.			R
Section No. 5 RENOVATION (12 ENVIROLOOS & 23 CLASSROOMS) Bill No. 4 Masonry			

**LIMPOPO DEPARTMENT OF EDUCATION
DEMOLITIONS, REFURBISHMENT AND ADDITIONS AT
NKGONYELETSE SECONDARY SCHOOL**

Item No		Quantity	Rate	Amount
	<p><u>BILL NO. 5</u></p> <p><u>WATERPROOFING</u></p> <p><u>PREAMBLES</u></p> <p>NOTE : The tenderer is referred to the relevant clauses in the Model Preambles for Trades (2008 Edition) as issued by the Association of South African Quantity Surveyors before pricing this bill.</p> <p><u>SUPPLEMENTARY PREAMBLES</u></p> <p>Supplementary preamble items described in Bill No. 1, shall equally apply to this bill.</p> <p><u>GENERAL NOTES TO TENDERERS</u></p> <p>General notes, described in Bill No.1, shall equally apply to this Bill.</p> <p><u>DAMP PROOFING OF WALLS AND FLOORS</u></p> <p><u>One layer of 375 micron "Consol Plastic Brikgrip DPC" embossed damp proof course</u></p>			
5/5/1	Under walls	m2	20	
	<p>Carried Forward to Summary of Section No.</p> <p>Section No. 5 RENOVATION (12 ENVIROLOOS & 23 CLASSROOMS) Bill No. 5 Waterproofing</p>			R

**LIMPOPO DEPARTMENT OF EDUCATION
DEMOLITIONS, REFURBISHMENT AND ADDITIONS AT
NKGONYELETSE SECONDARY SCHOOL**

Item No		Quantity	Rate	Amount
	<p><u>BILL NO. 6</u></p> <p><u>ROOF COVERINGS</u></p> <p><u>PREAMBLES</u></p> <p>NOTE : The tenderer is referred to the relevant clauses in the Model Preambles for Trades (2008 Edition) as issued by the Association of South African Quantity Surveyors before pricing this bill.</p> <p><u>SUPPLEMENTARY PREAMBLES</u></p> <p>Supplementary preamble items described in Bill No. 1, shall equally apply to this bill.</p> <p><u>GENERAL NOTES TO TENDERERS</u></p> <p>General notes, described in Bill No.1, shall equally apply to this Bill.</p> <p><u>ROOF SHEETING</u></p> <p><u>Similar Approved</u></p> <p><u>0.6mm thick "Brownbuilt Klip-lok light Industrial" galvanised pre-painted troughed roof sheeting with "Chromadek - Traffic Green" finish on one side, and 0.6mm galvanised steel accessories fixed to timber purlins or rails fixed in strict accordance to the manufacturer's instructions and fixed by an approved erector. A written and approved five (5) year guarantee of water-tightness shall be issued after approval of roofs by the manufacturer</u></p>			
5/6/1	Roof sheeting pitch not exceeding 25 degrees	m2	3 116	
5/6/2	550mm girth ridge capping, 3 times bent and notched on site to suit roof profile	m	184	
	Carried Forward			R
	<p>Section No. 5 RENOVATION (12 ENVIROLOOS & 23 CLASSROOMS) Bill No. 6 Roof Coverings</p>			

	Brought Forward			R
	<p><u>ROOF AND WALL INSULATION</u></p> <p><u>Similar Approved</u></p> <p><u>Sisalation "Bubble Foil" aluminium foil binded insulation</u></p>			
5/6/3	<p>135mm thick Insulation laid over purlins (at approximately 750mm centres), fixed concurrent with sheeting with and including galvanised steel accessories</p>	m2	3 116	
	<p>Carried Forward to Summary of Section No.</p>			R
	<p>Section No. 5 RENOVATION (12 ENVIROLOOS & 23 CLASSROOMS) Bill No. 6 Roof Coverings</p>			

**LIMPOPO DEPARTMENT OF EDUCATION
DEMOLITIONS, REFURBISHMENT AND ADDITIONS AT
NKGONYELETSE SECONDARY SCHOOL**

Item No		Quantity	Rate	Amount
	<p><u>BILL NO. 7</u></p> <p><u>CARPENTRY AND JOINERY</u></p> <p><u>PREAMBLES</u></p> <p>NOTE : The tenderer is referred to the relevant clauses in the Model Preambles for Trades (2008 Edition) as issued by the Association of South African Quantity Surveyors before pricing this bill.</p> <p><u>SUPPLEMENTARY PREAMBLES</u></p> <p>Supplementary preamble items described in Bill No. 1, shall equally apply to this bill.</p> <p><u>GENERAL NOTES TO TENDERERS</u></p> <p>General notes, described in Bill No.1, shall equally apply to this Bill.</p> <p><u>Joinery</u></p> <p>Descriptions of frames shall be deemed to include frames, transoms, mullions, rails, etc.</p> <p>Descriptions of hardwood joinery shall be deemed to be fixed with hardened steel nails or shot pins to brickwork or concrete.</p> <p><u>Fixing</u></p> <p>Items described as nailed shall be deemed to be fixed with hardened steel nails or shot pins to brickwork or concrete</p> <p><u>Decorative laminate finish</u></p> <p>Laminate finish shall be glued under pressure. Edge strips shall be butt jointed at junctions with adjacent similar finish</p> <p><u>Timber</u></p> <p>All softwood to be South African Pine</p> <p><u>Descriptions</u></p> <p>Items described as "bolted" shall be deemed to exclude the bolts and include the holes unless otherwise described.</p> <p style="text-align: right;">Carried Forward</p> <p>Section No. 5 RENOVATION (12 ENVIROLOOS & 23 CLASSROOMS) Bill No. 7 Carpentry and Joinery</p>			R

<p style="text-align: center;">Brought Forward</p> <p>Where the fixing of members is not stated it shall mean the nailing of one timber member to another.</p> <p>The term "planted on" shall mean the nailing of one timber member to another</p> <p>The term "screwed on" shall mean the countersunk screwing of one timber member to another.</p> <p>The term "screwed on and pelleted" shall mean the screwing of one timber member to another with the heads of screw sunk and pelleted.</p> <p>The term "plugged" shall mean the countersunk screwing of a timber member to and including plastic plugs in brickwork or concrete.</p> <p>The term "plugged and pelleted" shall mean the screwing of a timber member to and including plastic plugs in brickwork or concrete with heads of screw sunk and pelleted.</p> <p>Shelving, etc. described as screwed to steel must be fixed from underside and prices are to include for countersunk drilling through the steel for screw fixing.</p> <p>Descriptions of floors, ceilings, joinery, etc. shall be deemed to include for all square cutting</p> <p>Descriptions of items given in linear metre shall be deemed to include for mitres, stopped ends, fitted intersections, etc.</p> <p>Descriptions of rounded angles, rebates, grooves, chamfers, moulded edges, etc. shall be deemed to include for angles, ends, etc.</p> <p><u>ROOFS, ETC</u></p> <p><u>Similar Approved</u></p> <p><u>Roof trusses</u></p> <p>5/7/1 Design, supply, take delivery, temporary store, hoist in position and erect plate nailed timber roof trusses, purlins, gang boarding, temporary and permanent bracing, etc (measured on plan) m2 2 397</p>		R	
<p style="text-align: center;">Carried Forward</p> <p>Section No. 5 RENOVATION (12 ENVIROLOOS & 23 CLASSROOMS) Bill No. 7 Carpentry and Joinery</p>		R	

**LIMPOPO DEPARTMENT OF EDUCATION
DEMOLITIONS, REFURBISHMENT AND ADDITIONS AT
NKGONYELETSE SECONDARY SCHOOL**

Brought Forward				R
<u>"Everite FC77" fascia and barge boards</u>				
5/7/2	15 x 225mm pressed fibre cement fascia boards, fixed to supports and roof timbers with one brass screw at maximum 750mm centres, including standard aluminium half round cover strips at all joints, as per Architect's specification	m	534	
5/7/3	15 x 225mm pressed fibre cement barge boards, fixed to supports and roof timbers with one brass screw at maximum 750mm centres, including standard aluminium half round cover strips at all joints, as per Architect's specification	m	96	
<u>DOORS ETC</u>				
<u>44mm thick solid R&F panel meranti timber doors with masonite backing with 15 horizontal slates on both sides hung to steel frames</u>				
5/7/4	813 x 2032mm single door	No	12	
5/7/5	914 x 2032mm single door	No	43	
Carried Forward to Summary of Section No.				R
Section No. 5 RENOVATION (12 ENVIROLOOS & 23 CLASSROOMS) Bill No. 7 Carpentry and Joinery				

**LIMPOPO DEPARTMENT OF EDUCATION
DEMOLITIONS, REFURBISHMENT AND ADDITIONS AT
NKGONYELETSE SECONDARY SCHOOL**

Item No		Quantity	Rate	Amount
	<p><u>BILL NO. 8</u></p> <p><u>CEILING, PARTITIONS AND ACCESS FLOORING</u></p> <p><u>PREAMBLES</u></p> <p>NOTE : The tenderer is referred to the relevant clauses in the Model Preambles for Trades (2008 Edition) as issued by the Association of South African Quantity Surveyors before pricing this bill.</p> <p><u>SUPPLEMENTARY PREAMBLES</u></p> <p>Supplementary preamble items described in Bill No. 1, shall equally apply to this bill.</p> <p><u>GENERAL NOTES TO TENDERERS</u></p> <p>General notes, described in Bill No.1, shall equally apply to this Bill.</p> <p><u>Fixing</u></p> <p>Items described as "plugged" shall be deemed to include screwing to fibre, plastic or metal plugs at not exceeding 500mm centres, and where described as "bolted", the bolts have been given elsewhere.</p> <p>Items described as "nailed" shall be deemed to be fixed with hardened steel nails or pins, or to be shot-pinned, to brickwork or concrete</p> <p><u>Ceilings & Bulkheads</u></p> <p>Unless otherwise described ceilings shall be deemed to be horizontal</p> <p><u>Steel components</u></p> <p>All steel components for ceilings, partitions, etc are to be galvanised in accordance with SANS 121</p> <p><u>Proprietary suspended ceilings</u></p> <p>Hangers, suspension grids, "lay-in" panels, etc are to be in accordance with the manufacturers' recommendations</p>			
	Carried Forward		R	
	<p>Section No. 5 RENOVATION (12 ENVIROLOOS & 23 CLASSROOMS) Bill No. 8 Ceilings, Partitions and Access Flooring</p>			

Brought Forward				R
	<p>Where electrical light fittings, diffusers, panels etc are units of the same dimensions as the suspension grid described and allowance must be made in the rates accordingly for their support inclusive of any flexibility in setting out that may be required (ceiling panels have not been deducted and pricing is to take cognisance thereof)</p> <p><u>Suspension systems</u></p> <p>Where suspensions of ceilings require a sub-grid, the tenderer should include in his rates for the sub-grid. The design of the sub-grid support is not specified, the tenderer is to obtain the necessary requirements and recommendations for a safe installation from the board and suspension system manufacturer to the satisfaction of the structural engineer.</p> <p><u>NAILED UP CEILINGS</u></p> <p><u>FIBRE - CEMENT BOARDS</u></p> <p><u>Similar Approved</u></p> <p><u>6mm "Everite Nutec" Fibre-cement boards, jointed with and including galvanised H-type primed pressed steel jointing strips, including brandering as per architect's specifications</u></p>			
5/8/1	2400 x 1200mm x 6mm Horizontal ceilings, fixed to and including 38 x 38mm sawn softwood brandering at maximum 400mm centres using 38mm long galvanised nails	m2	2 397	
5/8/2	Extra over ceiling for 600 x 600mm trap door of 38 x 50mm wrought softwood rebated framing, with one 38 x 38mm sawn softwood cross brander covered with ceiling board and fitted flush in opening	No	23	
	<p><u>CORNICES</u></p> <p><u>Similar Approved</u></p> <p><u>"Rhino" plasterboard cornice</u></p>			
5/8/3	75mm Coved cornice, plugged to brickwork	m	1 265	
	Carried Forward			R
	<p>Section No. 5 RENOVATION (12 ENVIROLOOS & 23 CLASSROOMS) Bill No. 8 Ceilings, Partitions and Access Flooring</p>			

	Brought Forward			R
5/8/4	<p><u>CEILING INSULATION</u></p> <p><u>Insulation</u></p> <p>125mm thick Glass wool insulation blanket closely fitted and laid on top of ceiling panels, all in strict accordance with the manufacturer's specifications.</p>	m2	2 397	
	<p>Carried Forward to Summary of Section No.</p> <p>Section No. 5 RENOVATION (12 ENVIROLOOS & 23 CLASSROOMS) Bill No. 8 Ceilings, Partitions and Access Flooring</p>			R

**LIMPOPO DEPARTMENT OF EDUCATION
DEMOLITIONS, REFURBISHMENT AND ADDITIONS AT
NKGONYELETSE SECONDARY SCHOOL**

Item No		Quantity	Rate	Amount
	<p><u>BILL NO. 9</u></p> <p><u>IRONMONGERY</u></p> <p><u>PREAMBLES</u></p> <p>NOTE : The tenderer is referred to the relevant clauses in the Model Preambles for Trades (2008 Edition) as issued by the Association of South African Quantity Surveyors before pricing this bill.</p> <p><u>SUPPLEMENTARY PREAMBLES</u></p> <p>Supplementary preamble items described in Bill No. 1, shall equally apply to this bill.</p> <p><u>GENERAL NOTES TO TENDERERS</u></p> <p>General notes, described in Bill No.1, shall equally apply to this Bill.</p> <p>Where ironmongery is described as plugged, prices are to include for screwing to and including approved patent plugs in concrete or brickwork with plaster or tiled finish, etc.</p> <p><u>Proprietary items</u></p> <p>Where applicable the manufacturers' names or product catalogue titles are given in sub-headings preceding the items</p> <p>Prices are to be based on the specific products/articles specified. If tenderers wish to offer alternative products/articles for certain items, these items are to be clearly marked and the alternative specification given with supporting brochures etc clarifying the features of the products/articles offered</p> <p>On request returnable samples are to be provided to the principal agent for consideration</p>			
	Carried Forward		R	
	<p>Section No. 5 RENOVATION (12 ENVIROLOOS & 23 CLASSROOMS) Bill No. 9 Ironmongery</p>			

**LIMPOPO DEPARTMENT OF EDUCATION
DEMOLITIONS, REFURBISHMENT AND ADDITIONS AT
NKGONYELETSE SECONDARY SCHOOL**

Brought Forward			R
<p><u>Finishes to ironmongery</u></p> <p>Where applicable finishes to ironmongery are indicated by suffixes in accordance with the following list:</p> <p>AB Anodised bronze ABL Anodised black AG Anodised gold AN Anodised natural AS Anodised silver BS Satin bronze lacquered CH Chromium plated GE Grey enamelled NP Nickel plated PB Polished brass PL Polished and lacquered PT Epoxy coated SC Satin chromium plated SD Sanded SE Silver enamelled SN Satin nickel SS Stainless steel</p> <p><u>Rates</u></p> <p>The tenderer is to price for supply, taking delivery of, storing and fixing of the ironmongery listed below.</p> <p><u>PINNING BOARDS, WRITING BOARDS, PROJECTION SCREENS, etc.</u></p> <p><u>Pinning board consisting of pinning material/carpet surface laminated to a soft board core, complete with beading all around with a natural anodised aluminium channel surround, and surround mitred at the corners</u></p>			
5/9/1	2400 x 1200mm high board (Colour: Light Grey), fixed to wall in strict accordance with manufacturer's recommendations	No	46
<p><u>Porcelain magnetic marker board, complete with anodised aluminium frame and slide-in aluminium pen tray</u></p>			
5/9/2	2000 x 1300mm high board (Colour: White), fixed to wall in strict accordance with manufacturer's recommendations	No	46
Carried Forward			R
<p>Section No. 5 RENOVATION (12 ENVIROLOOS & 23 CLASSROOMS) Bill No. 9 Ironmongery</p>			

**LIMPOPO DEPARTMENT OF EDUCATION
DEMOLITIONS, REFURBISHMENT AND ADDITIONS AT
NKGONYELETSE SECONDARY SCHOOL**

Brought Forward			R
<u>DOOR FURNITURE</u>			
<u>Similar Approved</u>			
<u>Handles</u>			
5/9/3	SS Pull handle BT fixed on a 75 x 170 x 1.2mm thick Grade 430 steel plate with no cylinder cutout, with steel plate to have 4 countersunk holes for screw fixing (Code: DHP-430-BL 75X170)	No	12
5/9/4	SS Pull handle BT fixed on a 150 x 300 x 1.2mm thick Grade 430 steel plate with no cylinder cutout, with steel plate to have 6 countersunk holes for screw fixing (Code: DHP-430-BL 150X300)	No	16
<u>Locks</u>			
5/9/5	SS Bathroom deadlock, with case size 102 x 78mm, with forend size 155 x 22mm, with 57mm backset (Code: D032D SS)	No	12
5/9/6	SS Cylinder deadlock, with case size 116.5 x 78mm, with forend size 168 x 22mm, with 57mm backset (Code: D037D SS)	No	16
5/9/7	SN 43mm five pin Euro-profile single cylinder master keyed (Code: DSC104301 MK)	No	43
5/9/8	SC 150mm Cabin hook (Code: CH 150)	No	27
5/9/9	SS bathroom WC indicator (red and white) and turnknob (Code: DWC-005)	Sets	12
<u>Kick and push plates</u>			
5/9/10	SS 200 x 813 x 1.2mm thick Grade 430 kick plate, with 10 countersunk holes for screw fixing (Code: DKP-430-200)	No	110
5/9/11	SS 75 x 170 x 1.2mm thick Grade 430 steel plate, with steel plate to have 4 countersunk holes for screw fixing (Code: DPP-430-BL 75X170)	No	12
5/9/12	SS 150 x 300 x 1.2mm thick Grade 430 steel plate, with cylinder cutout right, with steel plate to have 6 countersunk holes for screw fixing (Code: DPP-430-CR 150X300)	No	16
<u>Panic hardware</u>			
5/9/13	Three point locking panic bar for single door (Code: PHA3/S DD)	Sets	27
Carried Forward			R
Section No. 5 RENOVATION (12 ENVIROLOOS & 23 CLASSROOMS) Bill No. 9 Ironmongery			

**LIMPOPO DEPARTMENT OF EDUCATION
DEMOLITIONS, REFURBISHMENT AND ADDITIONS AT
NKGONYELETSE SECONDARY SCHOOL**

Brought Forward			R
5/9/14	Exterior access lock with lever handle (cylinder not included) (Code: PHT3901)	No	27
	<u>Door closers</u>		
5/9/15	Non hold open cam action slide channel door closer for 950mm maximum door width, with closing force EN 3, with hydraulic speed control, with pull-side door leaf fixing (standard) and push-side transom fixing (Colour: Silver) (Code: TS91B)	No	16
	<u>Sundries</u>		
5/9/16	Male / Female fixing screws (Qty 4 per pack)	Sets	28
5/9/17	SS Hat and coat hook with rubber buffer (Code: DHC-SS-031B)	No	12
5/9/18	NP floor mounted Door stop (Code: DDS-NP-018)	No	16
	<u>WINDOW FURNITURE</u>		
	<u>Similar Approved</u>		
5/9/19	Brass spring catch	No	68
5/9/20	Brass peg stay	No	408
5/9/21	Brass handle	No	408
Carried Forward to Summary of Section No.			R
Section No. 5 RENOVATION (12 ENVIROLOOS & 23 CLASSROOMS) Bill No. 9 Ironmongery			

LIMPOPO DEPARTMENT OF EDUCATION
DEMOLITIONS, REFURBISHMENT AND ADDITIONS AT
NKGONYELETSE SECONDARY SCHOOL

Item No		Quantity	Rate	Amount
	<p><u>BILL NO. 10</u></p> <p><u>METALWORK</u></p> <p><u>PREAMBLES</u></p> <p>NOTE : The tenderer is referred to the relevant clauses in the Model Preambles for Trades (2008 Edition) as issued by the Association of South African Quantity Surveyors before pricing this bill.</p> <p><u>SUPPLEMENTARY PREAMBLES</u></p> <p>Supplementary preamble items described in Bill No. 1, shall equally apply to this bill.</p> <p><u>GENERAL NOTES TO TENDERERS</u></p> <p>General notes, described in Bill No.1, shall equally apply to this Bill.</p> <p><u>ALUMINIUM</u></p> <p>The contractor is to make due allowance in his prices for complying with the following requirements.</p> <p><u>SPECIFICATIONS</u></p> <p>User Note:</p> <p><u>Glazing</u></p> <p>All Safety glazing material (individual panes) are to conform to all standards as stipulated in SANS 10400 Part N and SANS 10137 and any additional Engineer Specifications or relevant SANS glazing regulations not stipulated in this document. All tenderers are referred to the drawings for the glazing specification.</p> <p><u>Ironmongery</u></p> <p>All rates for windows, shopfronts and doors etc. must include for the supply, taking delivery or/and installation of the ironmongery to be specified.</p> <p><u>Actuators</u></p> <p>All rates for shopfronts with actuators to include for the supply and installation of actuators as specified</p>			
	Carried Forward		R	
	<p>Section No. 5 RENOVATION (12 ENVIROLOOS & 23 CLASSROOMS) Bill No. 10 Metalwork</p>			

<p style="text-align: center;">Brought Forward</p> <p><u>Scaffolding</u></p> <p>All scaffolding should be provided by the contractor and no claims/ qualifications will be accepted.</p> <p><u>Protection</u></p> <p>With this tender, the glazing sub-contractor must supply a statement concerning protection that will be provided to finishes and components until Practical Completion. This to include specific references to the method of removal of such protection. All tenderers to include cost of protection in tender price.</p> <p><u>Installation</u></p> <p>All measurements to be checked on site prior to ordering and manufacturing.</p> <p>Aluminium sections and shop drawings to be accepted by Architect prior to manufacturing.</p> <p>Allow for water and weather proof polysulphide sealant to approved specifications all around frame junctions to plaster and other materials.</p> <p><u>Profiles</u></p> <p>Tenderers to provide typical details of proposed aluminium section to be used in the design.</p> <p><u>Structural Silicone</u></p> <p>Tenderers to allow a 10 year guarantee on all powdercoating.</p> <p><u>Preliminary and Shop Drawings:</u></p> <p>The contractor shall submit preliminary design drawings showing basic system sections for the Architect's approval.</p> <p>After approval and prior to fabrication detailed shop drawings shall be prepared and submitted to the Architect for approval.</p>			R	
<p style="text-align: center;">Carried Forward</p> <p>Section No. 5 RENOVATION (12 ENVIROLOOS & 23 CLASSROOMS) Bill No. 10 Metalwork</p>			R	

<p style="text-align: center;">Brought Forward</p> <p><u>Fixing:</u></p> <p>The contractor is to take special note of all fixing details of all aluminium elements and must allow in his price for properly securing the aluminium sections to the structure with and including all necessary steel brackets, rails, timber grounds and sub-frames, including all necessary holing and bolting, etc. This fixing is to be adequately spaced and securely fixed to ensure total stiffness of the door frames, windows, etc. as no sagging causing improper functioning of the windows and doors will be accepted.</p> <p><u>Deflection of structure:</u></p> <p>The contractor is advised to make adequate provision for the design deflection of the structure.</p> <p><u>Tolerances:</u></p> <p>Sizes are approximate only and measurements on site must be taken before fabrication. Due allowance must be made for tolerances in accordance with the Architect's details.</p> <p><u>Protection:</u></p> <p>The contractor will be required to protect his work during the course of construction, which protection shall be adequate for the purpose and to the full approval of the Architect.</p> <p>Such protection shall only be removed after a written instruction from the Architect.</p> <p><u>Cleaning:</u></p> <p>All work must be cleaned down upon completion. Glazing as installed will not be accepted as clean glass and the contractor must allow for polishing glass as and when instructed by the Architect.</p> <p>Note: All windows and doors should be read in conjunction with window and door schedules</p>			R	
<p style="text-align: center;">Carried Forward</p> <p>Section No. 5 RENOVATION (12 ENVIROLOOS & 23 CLASSROOMS) Bill No. 10 Metalwork</p>			R	

Brought Forward			R
<u>WELDED SCREENS, GATES, ETC.</u>			
<u>Welded MS gate consisting of 50 x 50 x 2.5mm rectangular tubing section frame with 45 degrees mitre at corners, bolted to reveals with 10mm (10M) rawlbolts and welded with 50 x 50 x 5mm mild steel to walls, with 50 x 50 x 2.5mm mild steel rectangular tube gate leaf with 45 degree mitre at corners and two 50 x 50 x 2.5mm horizontal sections, with 12 x 12mm mild steel vertical style solid square bars at 100mm c/c, including 3x pair of 20mm diameter bullet-hinges per gate, with "Solid blesbok" 460/313 four lever lockset with rebate set, including welding, bolting, holes, bolts etc., all complete as per the architect's specifications</u>			
5/10/1	Steel gate to door, size 813mm x 2032mm high	No	27
<u>Welded MS screen consisting of 10mm diameter bars, all complete as per the architect's specifications</u>			
5/10/2	Steel screen to window, size 1200 x 1300mm high	No	160
5/10/3	Steel screen to window, size 1000 x 600mm high	No	4
5/10/4	Steel screen to window, size 500 x 600mm high	No	12
<u>PRESSED STEEL DOOR FRAMES</u>			
<u>1.2mm thick Single rebated frame suitable for one brick walls, complete with lugs and base ties, with red oxide primer factory finish by manufacturer</u>			
5/10/5	813 x 2032mm single door	No	12
5/10/6	914 x 2032mm single door	No	43
Carried Forward to Summary of Section No.			R
Section No. 5 RENOVATION (12 ENVIROLOOS & 23 CLASSROOMS) Bill No. 10 Metalwork			

**LIMPOPO DEPARTMENT OF EDUCATION
DEMOLITIONS, REFURBISHMENT AND ADDITIONS AT
NKGONYELETSE SECONDARY SCHOOL**

Item No		Quantity	Rate	Amount
	<p><u>BILL NO. 11</u></p> <p><u>PLASTERING</u></p> <p><u>PREAMBLES</u></p> <p>NOTE : The tenderer is referred to the relevant clauses in the Model Preambles for Trades (2008 Edition) as issued by the Association of South African Quantity Surveyors before pricing this bill.</p> <p><u>SUPPLEMENTARY PREAMBLES</u></p> <p>Supplementary preamble items described in Bill No. 1, shall equally apply to this bill.</p> <p><u>GENERAL NOTES TO TENDERERS</u></p> <p>General notes, described in Bill No.1, shall equally apply to this Bill.</p> <p><u>SCREEDS</u></p> <p><u>1:4 Cement sand screed on concrete, worked down to a true and even surface with a steel trowel</u></p>			
5/11/1	30mm thick on floors and landings	m2	1 883	
	<p><u>INTERNAL PLASTER</u></p> <p><u>One coat smooth 1:5 cement sand plaster on brickwork to receive finish</u></p>			
5/11/2	On brick walls	m2	402	
	Carried Forward to Summary of Section No.			
	Section No. 5 RENOVATION (12 ENVIROLOOS & 23 CLASSROOMS) Bill No. 11 Plastering			R

**LIMPOPO DEPARTMENT OF EDUCATION
DEMOLITIONS, REFURBISHMENT AND ADDITIONS AT
NKGONYELETSE SECONDARY SCHOOL**

Item No		Quantity	Rate	Amount
	<p><u>BILL NO. 12</u></p> <p><u>TILING</u></p> <p><u>PREAMBLES</u></p> <p>NOTE : The tenderer is referred to the relevant clauses in the Model Preambles for Trades (2008 Edition) as issued by the Association of South African Quantity Surveyors before pricing this bill.</p> <p><u>SUPPLEMENTARY PREAMBLES</u></p> <p>Supplementary preamble items described in Bill No. 1, shall equally apply to this Bill.</p> <p><u>Pricing</u></p> <p>Prices are to included for the following: Cutting, handling, labour, adhesive etc.</p> <p><u>Fixing</u></p> <p>Tiling described as "fixed with adhesive on power floated concrete" shall be deemed to include for approved tiling key-coat.</p> <p>Ceramic, porcelain, marble and granite tiles are to be fixed, grouted and pointed with suitable adhesives and grouts, as recommended by the Architect. Costs are hereby deemed to include the cost of this requirement.</p> <p>Payment for work that is deemed measurable, in respect of the conditions of contract, and which comprises cutting, leaving, or forming, rectangular holes and notches through tiling is hereby deemed to apply only to holes and notches that do not exceed 600mm girth. Those exceeding 600mm in girth are hereby deemed to be "square cutting", which is hereby deemed to be part of the work description for that type of tiling and is not measurable as a separate item of work.</p> <p><u>Wastage</u></p> <p>Tile wastage in excess of 10% will be for the tenderer's account.</p> <p><u>GENERAL NOTES TO TENDERERS</u></p> <p>General notes, described in Bill No. 1, shall equally apply to this Bill.</p> <p style="text-align: right;">Carried Forward</p> <p>Section No. 5 RENOVATION (12 ENVIROLOOS & 23 CLASSROOMS) Bill No. 12 Tiling</p>			R

**LIMPOPO DEPARTMENT OF EDUCATION
DEMOLITIONS, REFURBISHMENT AND ADDITIONS AT
NKGONYELETSE SECONDARY SCHOOL**

Brought Forward			R
	<u>Note</u>		
	All scaffolding should be provided by the contractor and no claims/qualifications will be accepted.		
	<u>FLOOR TILING</u>		
	<u>420 x 420 x 11.5mm Thick non-slip ceramic tiles (P.C allowance of R 200.00/m2 excludes V.A.T. but includes delivery to site), includes waste, laying, supply and fixing with an approved adhesive and jointing in waterproof cementitious grout</u>		
5/12/1	On floors	m2	1 504
5/12/2	75mm high skirting	m	1 048
	<u>ATTIC STOCK</u>		
5/12/3	420 x 420 x 11.5mm Thick non-slip ceramic tiles (P.C allowance of R 200.00/m2 excludes V.A.T. but includes delivery to site)	m2	150
	<u>SUNDRIES</u>		
	<u>10mm aluminium straight edge trim</u>		
5/12/4	Dividing strip between tiles and door frames	m	25
	<u>25 x 25mm aluminium angle</u>		
5/12/5	Trim to edge of concrete, to be secured with screws	m	21
Carried Forward to Summary of Section No.			R
Section No. 5			
RENOVATION (12 ENVIROLOOS & 23 CLASSROOMS)			
Bill No. 12			
Tiling			

**LIMPOPO DEPARTMENT OF EDUCATION
DEMOLITIONS, REFURBISHMENT AND ADDITIONS AT
NKGONYELETSE SECONDARY SCHOOL**

Item No		Quantity	Rate	Amount
	<p><u>BILL NO. 13</u></p> <p><u>PLUMBING AND DRAINAGE (PROVISIONAL)</u></p> <p><u>PREAMBLES</u></p> <p>NOTE : The tenderer is referred to the relevant clauses in the Model Preambles for Trades (2008 Edition) as issued by the Association of South African Quantity Surveyors before pricing this bill.</p> <p><u>SUPPLEMENTARY PREAMBLES</u></p> <p>Supplementary preamble items described in Bill No. 1, shall equally apply to this bill.</p> <p><u>uPVC pipes and fittings:</u></p> <p>Sewer and drainage pipes and fittings shall be jointed and sealed with butyl rubber rings</p> <p><u>uPVC pressure pipes and fittings:</u></p> <p>Pipes for water supply shall be of the class stated</p> <p><u>Excavations:</u></p> <p>No claim for excavation in material other than "earth" will be entertained unless the contractor has timeously notified the quantity surveyor thereof prior to backfilling, and has obtained, in writing , authorised classification thereof.</p> <p>"Intermediate material" and " hard rock" shall be as defined in "Earthworks".</p> <p>Quantities of all excavations, carting away excavated material and backfilling are calculated on the nett extent to be formed, or filled, in accordance with drawings and specifications, and the Contractor is to allow in his prices for any bulking.</p> <p>Classes of excavation shall be as S.A.B.S 1200D clause 3.1.2.</p> <p><u>Laying, backfilling, bedding, etc., of pipes:</u></p> <p>Pipes shall be laid and bedded, and trenches shall be carefully backfilled, in accordance with the specific instructions</p>			
	Carried Forward		R	
	<p>Section No. 5 RENOVATION (12 ENVIROLOOS & 23 CLASSROOMS) Bill No. 13 Plumbing and Drainage</p>			

Brought Forward			R
<u>GENERAL NOTES TO TENDERERS</u>			
General notes, described in Bill No.1, shall equally apply to this Bill.			
<u>RAINWATER GOODS</u>			
<u>Similar Approved</u>			
<u>Gutters</u>			
5/13/1	100 x 100 x 0.6mm thick Ogee profile eaves gutter aluminium box gutter, fixed with and including fixing clips to fascia boards	m	534
5/13/2	Extra over eaves gutter for outlet	No	28
<u>Rainwater downpipes</u>			
5/13/3	100mm diameter x 0.6mm thick rainwater downpipe with Chromadek finish (Colour: TBC), fixed with and including brackets to wall face, with brackets spaced as per manufacturer's recommendations, and with downpipes spaced as per engineer's specification	m	120
5/13/4	Extra over rainwater pipe for offset	No	52
5/13/5	Extra over rainwater pipe for shoe	No	28
5/13/6	Extra over rainwater pipe for bend	No	40
<u>SANITARY FITTINGS</u>			
Refer to sanitary schedule drawing for full description of abbreviations			
<u>WASH HAND BASINS</u>			
<u>Similar Approved</u>			
<u>Vaal Sanitaryware "Hibiscus" vitreous china basin with three semi-punched holes tap holes, including integrated overflow, including chain stay hole through the centre semi-punched tap hole, supplied with plug and chain, hung to walls (PC allowance of R450.00/no excludes V.A.T. but includes delivery to site), includes waste, supply and fixing</u>			
5/13/7	WHB, installed complete	No	8
Carried Forward			R
Section No. 5 RENOVATION (12 ENVIROLOOS & 23 CLASSROOMS) Bill No. 13 Plumbing and Drainage			

Brought Forward			R
<u>WATER CLOSET</u>			
<u>Similar Approved</u>			
<u>Vaal Sanitaryware "Daisy" semi-close coupled water closet comprising double flap heavy duty thermoplastic seat rim pan and matching 9 litre cistern complete with lid, fitments and flush pipe elbow (PC allowance of R2 800.00/no excludes V.A.T. but includes delivery to site), includes waste, supply and fixing</u>			
5/13/8	WC, installed complete	No	12
<u>SINKS, etc.</u>			
<u>Concrete double wash trough 1400 x 530 x 340mm deep with outlets and three pedestals (PC allowance of R780.00/no excludes V.A.T. but includes delivery to site), includes waste, supply and fixing</u>			
5/13/9	Wash trough, installed complete	No	4
<u>TOILET ROLL HOLDER</u>			
<u>To be approved by Architect</u>			
5/13/10	130 x 560 x 130mm mild steel vandal proof Toilet paper roll holder (Colour: White), plugged and screwed to walls	No	12
<u>TAPS, VALVES, ETC</u>			
<u>Similar Approved</u>			
5/13/11	15mm Cobra brass watertight hose Bib tap (Code: 108-15)	No	20
<u>TANKS</u>			
<u>Similar Approved</u>			
5/13/12	1900mm dia. x 2040mm high 2500L JoJo water storage tank (Colour: JoJo Green), installed on a brick base with compacted fill (measured elsewhere)	No	12
<u>FIRE FIGHTING EQUIPMENT</u>			
<u>Extinguishers including initial charge and setting up in position:</u>			
5/13/13	9kg dry chemical powder fire extinguisher	No	23
Carried Forward			R
Section No. 5 RENOVATION (12 ENVIROLOOS & 23 CLASSROOMS) Bill No. 13 Plumbing and Drainage			

**LIMPOPO DEPARTMENT OF EDUCATION
DEMOLITIONS, REFURBISHMENT AND ADDITIONS AT
NKGONYELETSE SECONDARY SCHOOL**

	Brought Forward			R
5/13/14	Fire hose reel with 30m plastic hose, chromium plated stopcock, shut-off nozzle and wall bracket	No	6	
	<u>TESTING</u>			
5/13/15	Testing water pipe system		Item	
	<u>BUDGETARY ALLOWANCE</u>			
5/13/16	Allow an amount of R150 456.96 (One Hundred and Fifty Thousand Four Hundred and Fifty Six and Ninety Six) for the supply and installation of Sanitary Fitting Sundries		Item	150 456.96
Carried Forward to Summary of Section No.				
Section No. 5				
RENOVATION (12 ENVIROLOOS & 23 CLASSROOMS)				
Bill No. 13				
Plumbing and Drainage				
				R

**LIMPOPO DEPARTMENT OF EDUCATION
DEMOLITIONS, REFURBISHMENT AND ADDITIONS AT
NKGONYELETSE SECONDARY SCHOOL**

Item No		Quantity	Rate	Amount
	<u>BILL NO. 14</u>			
	<u>GLAZING</u>			
	<u>PREAMBLES</u>			
	NOTE : The tenderer is referred to the relevant clauses in the Model Preambles for Trades (2008 Edition) as issued by the Association of South African Quantity Surveyors before pricing this bill.			
	<u>SUPPLEMENTARY PREAMBLES</u>			
	Supplementary preamble items described in Bill No. 1, shall equally apply to this Bill.			
	<u>GENERAL NOTES TO TENDERERS</u>			
	General notes, described in Bill No. 1, shall equally apply to this Bill.			
	<u>Note:</u>			
	All glazing to comply with SABS 1263 Part 3:1998. Light and ventilation to comply with Part O if NBR 0400			
	<u>GLASS TO STEEL WITH PUTTY</u>			
	<u>5mm clear floated glass fixed glazing putty</u>			
5/14/1	Panes not exceeding 0.1m2	m2	348	
5/14/2	Panes exceeding 0.1m2 and not exceeding 0.5m2	m2	6	
	<u>TOPS, SHELVES, DOORS, MIRROR ETC</u>			
	<u>6mm Polished plate float glass mirrors with square polished edges plugged with chrome plated detachable screws or similarly approved</u>			
5/14/3	Mirror 400 x 600 mm high	No	8	
	Carried Forward to Summary of Section No.			
	Section No. 5 RENOVATION (12 ENVIROLOOS & 23 CLASSROOMS) Bill No. 14 Glazing			R

LIMPOPO DEPARTMENT OF EDUCATION
DEMOLITIONS, REFURBISHMENT AND ADDITIONS AT
NKGONYELETSE SECONDARY SCHOOL

Item No		Quantity	Rate	Amount
	<p><u>BILL NO. 15</u></p> <p><u>PAINTWORK</u></p> <p><u>PREAMBLES</u></p> <p>NOTE : The tenderer is referred to the relevant clauses in the Model Preambles for Trades (2008 Edition) as issued by the Association of South African Quantity Surveyors before pricing this bill.</p> <p><u>SUPPLEMENTARY PREAMBLES</u></p> <p>Supplementary preamble items described in Bill No. 1, shall equally apply to this Bill.</p> <p><u>GENERAL NOTES TO TENDERERS</u></p> <p>General notes, described in Bill No. 1, shall equally apply to this Bill.</p> <p><u>PAINTWORK TO PREVIOUS PAINTED</u></p> <p><u>FLOATED PLASTER INTERNAL WALLS</u></p> <p><u>Prepare and apply one coat merit universal undercoat and two coats super Acrylic PVA paint or similar approved, colour to be confirmed by Architect</u></p>			
5/15/1	On walls	m2	2 630	
	<p><u>METAL SURFACES</u></p> <p><u>Similar Approved</u></p> <p><u>Prepare and apply one coat Duraphos, one coat universal under coat and two coats gloss enamel paint, colour to be confirmed by Architect</u></p>			
5/15/2	On window frames	m2	709	
5/15/3	On roof ridge	m2	101	
5/15/4	On steel columns	m2	77	
	Carried Forward			R
	Section No. 5 RENOVATION (12 ENVIROLOOS & 23 CLASSROOMS) Bill No. 15 Paintwork			

Brought Forward			R
<u>PAINTWORK ETC TO NEW WORK</u>			
<u>FLOATED PLASTER INTERNAL WALLS</u>			
<u>Prepare and apply one coat merit universal undercoat and two coats super Acrylic PVA paint or similar approved, colour to be confirmed by Architect</u>			
5/15/5	On walls	m2	402
<u>FIBRE CEMENT</u>			
<u>Prepare and apply one coat universal undercoat and two coats Super Acrylic PVA paint or similar approved, colour to be confirmed by Architect</u>			
5/15/6	On internal ceilings and cornices	m2	2 506
5/15/7	Fibre cement fascia/barge boards	m2	332
<u>METAL SURFACES</u>			
<u>Similar Approved</u>			
<u>Prepare and apply one coat Duraphos, one coat universal under coat and two coats gloss enamel paint, colour to be confirmed by Architect</u>			
5/15/8	On gates, grilles, burglar screens, balustrades, etc (both sides measured on full flat area)	m2	600
5/15/9	On gutters	m	534
5/15/10	On door frames	m2	166
5/15/11	On downpipes	m	28
<u>WOOD</u>			
<u>Prepare and apply one coat universal undercoat and two coats acrylic PVA, colour to be confirmed by Architect</u>			
5/15/12	On door	m2	211
<u>BRICKWORK</u>			
<u>Similar Approved</u>			
<u>Three coats brick dressing</u>			
5/15/13	On face brickwork	m2	3 446
Carried Forward to Summary of Section No.			R
Section No. 5 RENOVATION (12 ENVIROLOOS & 23 CLASSROOMS) Bill No. 15 Paintwork			

**LIMPOPO DEPARTMENT OF EDUCATION
DEMOLITIONS, REFURBISHMENT AND ADDITIONS AT
NKGONYELETSE SECONDARY SCHOOL**

Bill No	SECTION SUMMARY	Page No	Amount
5/1	Demolitions and Alterations	5/6	
5/2	Earthworks	5/8	
5/3	Concrete, Formwork and Reinforcement	5/12	
5/4	Masonry	5/14	
5/5	Waterproofing	5/15	
5/6	Roof Coverings	5/17	
5/7	Carpentry and Joinery	5/20	
5/8	Ceilings, Partitions and Access Flooring	5/23	
5/9	Ironmongery	5/27	
5/10	Metalwork	5/31	
5/11	Plastering	5/32	
5/12	Tiling	5/34	
5/13	Plumbing and Drainage	5/38	
5/14	Glazing	5/39	
5/15	Paintwork	5/41	
	Carried to Final Summary		
	Section No. 5 RENOVATION (12 ENVIROLOOS & 23 CLASSROOMS)		R

**LIMPOPO DEPARTMENT OF EDUCATION
DEMOLITIONS, REFURBISHMENT AND ADDITIONS AT
NKGONYELETSE SECONDARY SCHOOL**

Item No		Quantity	Rate	Amount
	<p><u>SECTION NO. 6</u></p> <p><u>BILL NO. 1</u></p> <p><u>BUDGETARY ALLOWANCES</u></p> <p><u>PREAMBLES</u></p> <p>NOTE : The tenderer is referred to the relevant clauses in the Model Preambles for Trades (2008 Edition) as issued by the Association of South African Quantity Surveyors before pricing this bill.</p> <p><u>SUPPLEMENTARY PREAMBLES</u></p> <p>Supplementary preamble items described in Bill No. 1, shall equally apply to this bill.</p> <p><u>GENERAL NOTES TO TENDERERS</u></p> <p>General notes, described in Bill No.1, shall equally apply to this Bill.</p> <p>Provisional Sums are to be expended/utilized only upon:</p> <p>·i) the submission of a minimum of three market related quotations. Quotations for service providers may be solicited by any of the following entities: the main contractor, a member of the consultant team, the implementing agent or the end user.</p> <p><u>Cash discount</u></p> <p>The following provisional sums and prime cost amounts are NET and represent the NET COST of the work described. The contractor shall not be entitled to any discount, percentage or allowance whatsoever on the value of any provisional sum or prime cost amount other than the priced value for profit and attendance as provided for. The provisional sums and prime cost amounts may be deducted in whole or in part from the contract and are subject to adjustment upon completion</p>			
	Carried Forward			R
	<p>Section No. 6 PROVISIONAL SUMS Bill No. 1 Budgetary Allowance</p>			

**LIMPOPO DEPARTMENT OF EDUCATION
DEMOLITIONS, REFURBISHMENT AND ADDITIONS AT
NKGONYELETSE SECONDARY SCHOOL**

	Brought Forward		R	
	<p><u>Profit</u></p> <p>Where stated, the contractor may allow for profit if required</p> <p><u>General attendance on nominated/selected subcontractors</u></p> <p>The item "Attendance" which follows each provisional sum for nominated/selected subcontractors' work, shall be deemed to cover all the contractor's costs incurred in providing free of charge to the nominated/selected subcontractors, the following:</p> <p><u>Builder's work</u></p> <p>Builder's work in connection with specialist services is given elsewhere in these bills of quantities</p> <p><u>LOCAL AUTHORITY FEES</u></p> <p><u>Local authority fees for connections</u></p>			
6/1/1	Provide the sum of R35 000.00 (Thirty Five Thousand) for sewer, water and electrical connections, etc to the local authority	Item		35 000.00
	<p><u>Relocation of mobiles</u></p>			
6/1/2	Provide the sum of R250 000.00 (Two Hundred and Fifty Thousand) for the relocation of mobiles	Item		250 000.00
	Carried Forward to Summary of Section No.		R	
	Section No. 6 PROVISIONAL SUMS Bill No. 1 Budgetary Allowance			

**LIMPOPO DEPARTMENT OF EDUCATION
DEMOLITIONS, REFURBISHMENT AND ADDITIONS AT
NKGONYELETSE SECONDARY SCHOOL**

Item No		Quantity	Rate	Amount
	<p><u>BILL NO. 2</u></p> <p><u>PROVISIONAL SUMS</u></p> <p><u>PREAMBLES</u></p> <p>NOTE : The tenderer is referred to the relevant clauses in the Model Preambles for Trades (2008 Edition) as issued by the Association of South African Quantity Surveyors before pricing this bill.</p> <p><u>SUPPLEMENTARY PREAMBLES</u></p> <p>Supplementary preamble items described in Bill No. 1, shall equally apply to this bill.</p> <p><u>GENERAL NOTES TO TENDERERS</u></p> <p>General notes, described in Bill No.1, shall equally apply to this Bill</p> <p>Provisional Sums are to be expended/utilized only upon:</p> <p>·i) the submission of a minimum of three market related quotations. Quotations for service providers may be solicited by any of the following entities: the main contractor, a member of the consultant team, the implementing agent or the end user.</p> <p><u>Cash discount</u></p> <p>The following provisional sums and prime cost amounts are NET and represent the NET COST of the work described. The contractor shall not be entitled to any discount, percentage or allowance whatsoever on the value of any provisional sum or prime cost amount other than the priced value for profit and attendance as provided for. The provisional sums and prime cost amounts may be deducted in whole or in part from the contract and are subject to adjustment upon completion</p> <p><u>Profit</u></p> <p>Where stated, the contractor may allow for profit if required</p>			
	Carried Forward		R	
	<p>Section No. 6 PROVISIONAL SUMS Bill No. 2 Provisional Sums</p>			

**LIMPOPO DEPARTMENT OF EDUCATION
DEMOLITIONS, REFURBISHMENT AND ADDITIONS AT
NKGONYELETSE SECONDARY SCHOOL**

	Brought Forward		R	
	<u>General attendance on nominated/selected subcontractors</u> The item "Attendance" which follows each provisional sum for nominated/selected subcontractors' work, shall be deemed to cover all the contractor's costs incurred in providing free of charge to the nominated/selected subcontractors, the following: <u>Builder's work</u> Builder's work in connection with specialist services is given elsewhere in these bills of quantities <u>Signage Installation</u>			
6/2/1	Allow an amount of R113 050.00 (One Hundred and Thirteen Thousand and Fifty) for the supply and installation of Signage	Item		113 050.00
6/2/2	Attendance		%	
6/2/3	Profit		%	
	<u>Joinery Fittings</u>			
6/2/4	Allow an amount of R83 310.00 (Eighty Three Thousand Three Hundred and Ten) for the supply and installation of Joinery Fittings	Item		83 310.00
6/2/5	Attendance		%	
6/2/6	Profit		%	
	<u>School Furniture and Fittings</u>			
6/2/7	Allow an amount of R20 000.00 (Twenty Thousand) for the supply and installation of School Furniture and Fittings	Item		20 000.00
6/2/8	Attendance		%	
6/2/9	Profit		%	
	Carried Forward		R	
	Section No. 6 PROVISIONAL SUMS Bill No. 2 Provisional Sums			

**LIMPOPO DEPARTMENT OF EDUCATION
DEMOLITIONS, REFURBISHMENT AND ADDITIONS AT
NKGONYELETSE SECONDARY SCHOOL**

Brought Forward			R
<u>Community Liaison Officer</u>			
6/2/10	Allow an amount of R200 000.00 (Two Hundred Thousand) for provision of Community Liaison Officer	Item	200 000.00
6/2/11	Attendance		%
6/2/12	Profit		%
<u>Project Steering Committee</u>			
6/2/13	Allow an amount of R40 000.00 (Forty Thousand) for provision of Project Steering Committee	Item	40 000.00
6/2/14	Attendance		%
6/2/15	Profit		%
<u>Health and Safety Agent</u>			
6/2/16	Allow an amount of R500 000.00 (Five Hundred Thousand) for provision of Health and Safety Agent	Item	500 000.00
6/2/17	Attendance		%
6/2/18	Profit		%
Carried Forward to Summary of Section No.			R
Section No. 6			
PROVISIONAL SUMS			
Bill No. 2			
Provisional Sums			

**LIMPOPO DEPARTMENT OF EDUCATION
DEMOLITIONS, REFURBISHMENT AND ADDITIONS AT
NKGONYELETSE SECONDARY SCHOOL**

Bill No	<u>SECTION SUMMARY</u>	Page No		Amount
6/1	Budgetary Allowance	6/2		
6/2	Provisional Sums	6/5		
	Carried to Final Summary			R
	Section No. 6 PROVISIONAL SUMS			

ELECTRICAL INSTALLATION

MV Reticulation

Item	Description	Unit	Quantity	Rate	Amount
1	Provide the sum of R 235 545,80 for Installation of MV RETICULATION	Item	1		
	Contractors Markup	Item	0,1		
	Contractors Attendance	Item	0,05		
Total for installation Carried to Summary of Cost (Excl.VAT)					

ELECTRICAL INSTALLATION

Internal Installation

LV Reticulation

Item	Description	Unit	Quantity	Rate	Amount
1	<u>Excavation and Trenching</u> General trenching work for sleeves along the routes as pegged out on site after co-ordination with other services Allowance must be made for the sifting of soil when required, removal and carting away of all stones and rocks including dumping off site. Backfilling and compaction shall be carried out as specified for overall siteworks.				
1,1	Excavation and backfilling in soft soil	m ³	180		
1.2.	Excavation and backfilling in hard rock-supply cable	m ³	90		
2	<u>Cable and Data Sleeves</u> Supply and installation of PVC Sleeves through floor construction to power distribution board and communication board complete with standard radius sleeve bends				
2,1	110mm Diameter for power cable	m	200		
	<u>Radius bends:</u>				
2,3	110mm Diameter	No	20		
Sub Total Carried Forward					

Item	Description	Unit	Quantity	Rate	Amount
	Sub Total Brought Forward				
3	Kiosk Supply and install kiosk as per drawings, complete with breakers				
3,1	Main Kiosk	each	1		
4	<u>Low Voltage PVC Cables</u> Supply and installation of PVC SWA PVC cable and Bare Copper Earth Wire in sleeves and in trenches				
4,1	16mm ² 4 core PVC SWA Cable	m	300		
4,2	16mm ² 2 core PVC SWA Cable	m	1200		
4,3	16mm ² BCEW	m	1500		
5	<u>Terminations:</u>				
5,1	16mm ² 4 core PVC SWA Cable	No	2		
5,2	16mm ² 2 core PVC SWA Cable	No	10		
5,3	16mm ² BCEW	No	20		
6	<u>Electrical Tests</u> Making provision for the required inspection, tests and the commissioning of the complete installation and the issuing of the required certificate.				
6,1	Kiosks	Sum	1		
7	<u>Others</u>				
7,1	Concrete cable markers	each	60		
7,2	Danger Tape	m	1500		
Total for internal installation Carried to Summary of Cost (Excl.VAT)					

LIMPOPO: DEPARTMENT OF EDUCATION

ELECTRICAL INSTALLATION

Internal Installation

Block A - Administration Block

Item	Description	Unit	Quantity	Rate	Amount
1	<u>Cable and Data Sleeves</u> Supply and installation of PVC Sleeves through floor construction to power distribution board and communication board complete with standard radius sleeve bends				
1,1	75mm Diameter for Data	m	15		
1,2	110mm Diameter for power cable	m	15		
	<u>Radius bends:</u>				
1,3	75mm Diameter	No	2		
1,4	110mm Diameter	No	2		
Sub Total Carried Forward					

Item	Description	Unit	Quantity	Rate	Amount
Sub Total Brought Forward					
2	<u>Draw Wires</u>				
2,1	Supply and install a 0,6mm diameter galvanised draw wire in sleeves and conduit for data installation	m	500		
3	<u>Distribution Boards</u>				
	Supply, delivery, storage and submission of workshop drawings for the Flush mounted architrave steel type power distribution boards complete with flush trays, doors, switch gear mounting trays, copper busbars, neutral and earth bars, correctly sized interna				
3,1	SU 2 Distribution board	No	1		
4	<u>Conduit Work</u>				
	Supply, delivery and installation of SABS approved PVC Conduits completed with all required conduit accessories.				
	<u>Built or Chase into brick or concrete work:</u>				
4,1	20mm PVC Conduit	m	900		
4,2	25mm PVC Conduit	m	600		
Sub Total Carried Forward					

Item	Description	Unit	Quantity	Rate	Amount
Sub Total Brought Forward					
<u>In Ceiling space and Tinber work:</u>					
4,3	20mm PVC Conduit	m	300		
4,4	25mm PVC Conduit	m	200		
5	<u>Conduit Boxes</u>				
Supply and installation of SABS approved conduit boxes, installed in the run of the conduit installation, cast into concrete and built into brickwork or flush inside false ceiling spaces, complete with all required conduit termination accessories.					
5,1	20mm diameter 4 way type(round box)	No	55		
6	<u>Wall Boxes</u>				
Supply and installation of SABS approved galvanised pressed steel wall boxes for building flush into brickwork or cast into concrete work.					
<u>Flush mounted type:</u>					
6,1	100 x 50 x 50mm	No	8		
6,2	100 x 100 x 50mm	No	24		
7	<u>PVC Wiring</u>				
<u>PVC Wiring in conduits:</u>					
7,1	2.5mm ² for lights circuits	m	2000		
7,2	4mm ² for plug sockets circuits	m	1000		
7,3	6,0 mm ² for plug sockets circuits	m	500		
8	<u>Stranded Bare Copper Earth Wire</u>				
Supply and installation of stranded bare copper earth wire along with PVC wiring in conduits. Tendered rates shall make provision for wastage.					
8,1	2.5mm ²	m	1000		
8,2	4mm ²	m	500		
8,3	6mm ²	m	250		
Sub Total Carried Forward					

Item	Description	Unit	Quantity	Rate	Amount
Sub Total Brought Forward					
9	<u>Light Switches</u> Supply and installation of SABS approved type 16A flush and surface type light switches. Final paint finishes shall be confirmed at a later stage, allowance shall however be made as specified in the general specification. All boxes for flush mounting meas				
9,1	1 Lever 1 way	No	8		
9,2	2 Lever 2 way	No	2		
10	<u>Socket Outlets</u> Supply and installation of SABS approved switched and unswitched type flush and surface mounted type 16A switched socket outlets suitable for mounting in flush steel wall boxes or in steel pedestal units or on surface. The final colour of the paint finish shall be confirmed at a later stage, allowance shall be made as specified in the specification. All flush type boxes and special pedestals measured elsewhere. <u>Flush switched sockets type:</u>				
10,1	16A SA/Euro combined socket outlet	No	8		
11	<u>Light Fittings</u> Suppy, delievery to site, storage and installation of the below specified light fittings complete with lamps and tubes. Allowance must be made in the rates for all the required fixing materials and accessories. Fittings to be equal and similar approved to the below quoted manufacture.				
11,1	Ceiling mounted fitting 2x18W CFL - Interior	No	2		
11,2	Wall mounted Bulkhead 2 x 18W PL CFL	No	6		
11,3	1200mm Open channel Fluorescent fitting 2x49W	No	2		
11,4	1200x600 Recessed Fluorescent 3x28W LBR	No	24		
11,5	1200mm Open channel Fluorescent fitting 2x28W	No	2		
11,6	1x18W CFL circular downlighters	No	8		
Sub Total Carried Forward					

Item	Description	Unit	Quantity	Rate	Amount
	Sub Total Brought Forward				
12	<u>Electrical Tests</u> Making provision for the required inspection, tests and the commissioning of the complete installation and the issuing of the required certificate.				
12,1	Building installation	Sum	1		
13	<u>Others</u>				
13,1	300 x 300mm - Telephone DB	No	1		
13,2	100 x 100 x 50mm - Draw box for Communication complete with blank cover	No	1		
13,2	Power Skirting 2 compartment c/w divider	m	40		
13,3	Telephone points	No	8		
13,4	Data points	No	8		
13,5	20A Isolator	No	4		
13,6	30A Isolator points	No	2		
13,7	40A Isolator points	No	2		
14	<u>Lightning Protection</u>				
14,1	1,5m earth spike complete with clamps	No	4		
14,2	35mm ² Bare copper earth wire	m	40		
14,3	Testing and installation of installation	Sum	1		
15	<u>Provisional Sum</u>				
15.1.1	Internet WI-FI	Prov Sum	1		
	Overhead, charges and profit on item 15.1.1	%	0		
15.1.2	Public Address	Prov Sum	1		
	Overhead, charges and profit on item 15.1.2	%	0		
Total for internal installation Carried to Summary of Cost (Excl.VAT)					

LIMPOPO: DEPARTMENT OF EDUCATION

ELECTRICAL INSTALLATION

Internal Installation

Block Ex-C1 - 3 Classroom Block

Item	Description	Unit	Quantity	Rate	Amount
1	<u>Cable and Data Sleeves</u> Supply and installation of PVC Sleeves through floor construction to power distribution board and communication board complete with standard radius sleeve bends				
1,1	75mm Diameter for Data	m	0		Rate Only
1,2	110mm Diameter for power cable	m	10		
	<u>Radius bends:</u>				
1,3	75mm Diameter	No	0		Rate Only
1,4	110mm Diameter	No	2		
Sub Total Carried Forward					

Item	Description	Unit	Quantity	Rate	Amount
Sub Total Brought Forward					
2	<u>Draw Wires</u> Supply and install a 0,6mm diameter galvanised draw wire in sleeves and conduit for data installation	m	100		
2,1					
3	<u>Distribution Boards</u> Supply, delivery, storage and submission of workshop drawings for the Flush mounted architrave steel type power distribution boards complete with flush trays,doors,switch gear mounting trays, copper busbars, neutral and earth bars, correctly sized internal PVC wiring, labelling and legend cards				
3,1	SU 1 Distribution board	No	1		
	Supply, delivery and installation of SABS approved PVC Conduits completed with all required conduit accessories.				
	<u>Built or Chase into brick or concrete work:</u>				
3,2	20mm PVC Conduit	m	300		
3,3	25mm PVC Conduit	m	200		
Sub Total Carried Forward					

Item	Description	Unit	Quantity	Rate	Amount
	Sub Total Brought Forward				
	<u>In Ceiling space and Tinber work:</u>				
3,4	20mm PVC Conduit	m	200		
3,5	25mm PVC Conduit	m	100		
4	<u>Conduit Boxes</u>				
	Supply and installation of SABS approved conduit boxes, installed in the run of the conduit installation, cast into concrete and built into brickwork or flush inside false ceiling spaces, complete with all required conduit termination accessories.				
4,1	20mm diameter 4 way type(round box)	No	30		
5	<u>Wall Boxes</u>				
	Supply and installation of SABS approved galvanised pressed steel wall boxes for building flush into brickwork or cast into concrete work.				
	<u>Flush mounted type:</u>				
5,1	100 x 50 x 50mm	No	8		
5,2	100 x 100 x 50mm	No	12		
6	<u>PVC Wiring</u>				
	<u>PVC Wiring in conduits:</u>				
6,1	2.5mm ² for lights circuits	m	500		
6,2	4mm ² for plug sockets circuits	m	250		
7	<u>Stranded Bare Copper Earth Wire</u>				
	Supply and installation of stranded bare copper earth wire along with PVC wiring in conduits. Tendered rates shall make provision for wastage.				
7,1	2.5mm ²	m	250		
7,2	4mm ²	m	125		
	Sub Total Carried Forward				

Item	Description	Unit	Quantity	Rate	Amount	
	Sub Total Brought Forward					
8	<u>Light Switches</u> Supply and installation of SABS approved type 16A flush and surface type light switches. Final paint finishes shall be confirmed at a later stage, allowance shall however be made as specified in the general specification. All boxes for flush mounting measured elsewhere.					
8,1	1 Lever 1 way	No	8			
9	<u>Socket Outlets</u> Supply and installation of SABS approved switched and unswitched type flush and surface mounted type 16A switched socket outlets suitable for mounting in flush steel wall boxes or in steel pedestal units or on surface. The final colour of the paint finish shall be confirmed at a later stage, allowance shall be made as specified in the specification. All flush type boxes and special pedestals measured elsewhere. <u>Flush switched sockets type:</u>					
9,1	16A 3 pin single socket outlets	No	0			
9,2	16A SA/Euro combined socket outlet	No	6			
10	<u>Light Fittings</u> Supply, delivery to site, storage and installation of the below specified light fittings complete with lamps and tubes. Allowance must be made in the rates for all the required fixing materials and accessories. Fittings to be equal and similar approved to the below quoted manufacture.					
10,1	Ceiling mounted fitting 1x18W CFL - Interior	No	8			
10,2	Wall mounted Bulkhead 1 x 18W PL CFL	No	4			
10,3	1500mm Open channel Fluorescent fitting 2x49W	No	14			
	Sub Total Carried Forward					

Item	Description	Unit	Quantity	Rate	Amount
	Sub Total Brought Forward				
11	<u>Electrical Tests</u>				
	Making provision for the required inspection, tests and the commissioning of the complete installation and the issuing of the required certificate.				
11,1	Building installation	Sum	1		
12	<u>Other</u>				
12,1	1,5m earth spike complete with clamps	No	4		
12,2	35mm ² Bare copper earth wire	m	40		
12,3	Testing and installation of installation	Sum	1		
Total for internal installation Carried to Summary of Cost (Excl.VAT)					

LIMPOPO: DEPARTMENT OF EDUCATION

ELECTRICAL INSTALLATION

Internal Installation

Block Ex-C2 - 4 Classroom Block with Stores

Item	Description	Unit	Quantity	Rate	Amount
1	<u>Cable and Data Sleeves</u> Supply and installation of PVC Sleeves through floor construction to power distribution board and communication board complete with standard radius sleeve bends				
1,1	75mm Diameter for Data	m	0		Rate Only
1,2	110mm Diameter for power cable	m	10		
	<u>Radius bends:</u>				
1,3	75mm Diameter	No	0		Rate Only
1,4	110mm Diameter	No	2		
Sub Total Carried Forward					

Item	Description	Unit	Quantity	Rate	Amount
Sub Total Brought Forward					
2	<u>Draw Wires</u> Supply and install a 0,6mm diameter galvanised draw wire in sleeves and conduit for data installation	m	100		
2,1					
3	<u>Distribution Boards</u> Supply, delivery, storage and submission of workshop drawings for the Flush mounted architrave steel type power distribution boards complete with flush trays,doors,switch gear mounting trays, copper busbars, neutral and earth bars, correctly sized internal PVC wiring, labelling and legend cards				
3,1	SU 1 Distribution board	No	1		
	Supply, delivery and installation of SABS approved PVC Conduits completed with all required conduit accessories.				
	<u>Built or Chase into brick or concrete work:</u>				
3,2	20mm PVC Conduit	m	300		
3,3	25mm PVC Conduit	m	200		
Sub Total Carried Forward					

Item	Description	Unit	Quantity	Rate	Amount
	Sub Total Brought Forward				
	<u>In Ceiling space and Tinber work:</u>				
3,4	20mm PVC Conduit	m	200		
3,5	25mm PVC Conduit	m	100		
4	<u>Conduit Boxes</u>				
	Supply and installation of SABS approved conduit boxes, installed in the run of the conduit installation, cast into concrete and built into brickwork or flush inside false ceiling spaces, complete with all required conduit termination accessories.				
4,1	20mm diameter 4 way type(round box)	No	30		
5	<u>Wall Boxes</u>				
	Supply and installation of SABS approved galvanised pressed steel wall boxes for building flush into brickwork or cast into concrete work.				
	<u>Flush mounted type:</u>				
5,1	100 x 50 x 50mm	No	8		
5,2	100 x 100 x 50mm	No	12		
6	<u>PVC Wiring</u>				
	<u>PVC Wiring in conduits:</u>				
6,1	2.5mm ² for lights circuits	m	600		
6,2	4mm ² for plug sockets circuits	m	300		
7	<u>Stranded Bare Copper Earth Wire</u>				
	Supply and installation of stranded bare copper earth wire along with PVC wiring in conduits. Tendered rates shall make provision for wastage.				
7,1	2.5mm ²	m	300		
7,2	4mm ²	m	150		
	Sub Total Carried Forward				

Item	Description	Unit	Quantity	Rate	Amount
	Sub Total Brought Forward				
8	<u>Light Switches</u> Supply and installation of SABS approved type 16A flush and surface type light switches. Final paint finishes shall be confirmed at a later stage, allowance shall however be made as specified in the general specification. All boxes for flush mounting measured elsewhere.				
8,1	1 Lever 1 way	No	10		
9	<u>Socket Outlets</u> Supply and installation of SABS approved switched and unswitched type flush and surface mounted type 16A switched socket outlets suitable for mounting in flush steel wall boxes or in steel pedestal units or on surface. The final colour of the paint finish shall be confirmed at a later stage, allowance shall be made as specified in the specification. All flush type boxes and special pedestals measured elsewhere. <u>Flush switched sockets type:</u>				
9,1	16A 3 pin single socket outlets	No	4		
9,2	16A SA/Euro combined socket outlet	No	8		
10	<u>Light Fittings</u> Supply, delivery to site, storage and installation of the below specified light fittings complete with lamps and tubes. Allowance must be made in the rates for all the required fixing materials and accessories. Fittings to be equal and similar approved to the below quoted manufacture.				
10,1	Ceiling mounted fitting 1x18W CFL - Interior	No	8		
10,2	Wall mounted Bulkhead 1 x 18W PL CFL	No	4		
10,3	1500mm Open channel Fluorescent fitting 2x49W	No	24		
	Sub Total Carried Forward				

Item	Description	Unit	Quantity	Rate	Amount
	Sub Total Brought Forward				
11	<u>Electrical Tests</u>				
	Making provision for the required inspection, tests and the commissioning of the complete installation and the issuing of the required certificate.				
11,1	Building installation	Sum	1		
12	<u>Other</u>				
12,1	1,5m earth spike complete with clamps	No	4		
12,2	35mm ² Bare copper earth wire	m	40		
12,3	Testing and installation of installation	Sum	1		
Total for internal installation Carried to Summary of Cost (Excl.VAT)					

LIMPOPO: DEPARTMENT OF EDUCATION

ELECTRICAL INSTALLATION

Internal Installation

Block Ex-C3 - 4 Classroom Block with Stores

Item	Description	Unit	Quantity	Rate	Amount
1	<u>Cable and Data Sleeves</u> Supply and installation of PVC Sleeves through floor construction to power distribution board and communication board complete with standard radius sleeve bends				
1,1	75mm Diameter for Data	m	0		Rate Only
1,2	110mm Diameter for power cable	m	10		
	<u>Radius bends:</u>				
1,3	75mm Diameter	No	0		Rate Only
1,4	110mm Diameter	No	2		
Sub Total Carried Forward					

Item	Description	Unit	Quantity	Rate	Amount
Sub Total Brought Forward					
2	<u>Draw Wires</u> Supply and install a 0,6mm diameter galvanised draw wire in sleeves and conduit for data installation	m	100		
2,1					
3	<u>Distribution Boards</u> Supply, delivery, storage and submission of workshop drawings for the Flush mounted architrave steel type power distribution boards complete with flush trays,doors,switch gear mounting trays, copper busbars, neutral and earth bars, correctly sized internal PVC wiring, labelling and legend cards				
3,1	SU 1 Distribution board	No	1		
	Supply, delivery and installation of SABS approved PVC Conduits completed with all required conduit accessories.				
	<u>Built or Chase into brick or concrete work:</u>				
3,2	20mm PVC Conduit	m	300		
3,3	25mm PVC Conduit	m	200		
Sub Total Carried Forward					

Item	Description	Unit	Quantity	Rate	Amount
	Sub Total Brought Forward				
	<u>In Ceiling space and Tinber work:</u>				
3,4	20mm PVC Conduit	m	200		
3,5	25mm PVC Conduit	m	100		
4	<u>Conduit Boxes</u>				
	Supply and installation of SABS approved conduit boxes, installed in the run of the conduit installation, cast into concrete and built into brickwork or flush inside false ceiling spaces, complete with all required conduit termination accessories.				
4,1	20mm diameter 4 way type(round box)	No	30		
5	<u>Wall Boxes</u>				
	Supply and installation of SABS approved galvanised pressed steel wall boxes for building flush into brickwork or cast into concrete work.				
	<u>Flush mounted type:</u>				
5,1	100 x 50 x 50mm	No	8		
5,2	100 x 100 x 50mm	No	12		
6	<u>PVC Wiring</u>				
	<u>PVC Wiring in conduits:</u>				
6,1	2.5mm ² for lights circuits	m	600		
6,2	4mm ² for plug sockets circuits	m	300		
7	<u>Stranded Bare Copper Earth Wire</u>				
	Supply and installation of stranded bare copper earth wire along with PVC wiring in conduits. Tendered rates shall make provision for wastage.				
7,1	2.5mm ²	m	300		
7,2	4mm ²	m	150		
	Sub Total Carried Forward				

Item	Description	Unit	Quantity	Rate	Amount
	Sub Total Brought Forward				
8	<u>Light Switches</u> Supply and installation of SABS approved type 16A flush and surface type light switches. Final paint finishes shall be confirmed at a later stage, allowance shall however be made as specified in the general specification. All boxes for flush mounting measured elsewhere.				
8,1	1 Lever 1 way	No	10		
9	<u>Socket Outlets</u> Supply and installation of SABS approved switched and unswitched type flush and surface mounted type 16A switched socket outlets suitable for mounting in flush steel wall boxes or in steel pedestal units or on surface. The final colour of the paint finish shall be confirmed at a later stage, allowance shall be made as specified in the specification. All flush type boxes and special pedestals measured elsewhere. <u>Flush switched sockets type:</u>				
9,1	16A 3 pin single socket outlets	No	4		
9,2	16A SA/Euro combined socket outlet	No	8		
10	<u>Light Fittings</u> Supply, delivery to site, storage and installation of the below specified light fittings complete with lamps and tubes. Allowance must be made in the rates for all the required fixing materials and accessories. Fittings to be equal and similar approved to the below quoted manufacture.				
10,1	Ceiling mounted fitting 1x18W CFL - Interior	No	8		
10,2	Wall mounted Bulkhead 1 x 18W PL CFL	No	4		
10,3	1500mm Open channel Fluorescent fitting 2x49W	No	24		
	Sub Total Carried Forward				

Item	Description	Unit	Quantity	Rate	Amount
	Sub Total Brought Forward				
11	<u>Electrical Tests</u>				
	Making provision for the required inspection, tests and the commissioning of the complete installation and the issuing of the required certificate.				
11,1	Building installation	Sum	1		
12	<u>Other</u>				
12,1	1,5m earth spike complete with clamps	No	4		
12,2	35mm ² Bare copper earth wire	m	40		
12,3	Testing and installation of installation	Sum	1		
Total for internal installation Carried to Summary of Cost (Excl.VAT)					

LIMPOPO: DEPARTMENT OF EDUCATION

ELECTRICAL INSTALLATION

Internal Installation

Block Ex-C4 - 4 Classroom Block with Stores

Item	Description	Unit	Quantity	Rate	Amount
1	<u>Cable and Data Sleeves</u> Supply and installation of PVC Sleeves through floor construction to power distribution board and communication board complete with standard radius sleeve bends				
1,1	75mm Diameter for Data	m	0		Rate Only
1,2	110mm Diameter for power cable	m	10		
	<u>Radius bends:</u>				
1,3	75mm Diameter	No	0		Rate Only
1,4	110mm Diameter	No	2		
Sub Total Carried Forward					

Item	Description	Unit	Quantity	Rate	Amount
Sub Total Brought Forward					
2	<u>Draw Wires</u>				
2,1	Supply and install a 0,6mm diameter galvanised draw wire in sleeves and conduit for data installation	m	100		
3	<u>Distribution Boards</u>				
3,1	Supply, delivery, storage and submission of workshop drawings for the Flush mounted architrave steel type power distribution boards complete with flush trays, doors, switch gear mounting trays, copper busbars, neutral and earth bars, correctly sized internal PVC wiring, labelling and legend cards SU 1 Distribution board	No	1		
3,2	Supply, delivery and installation of SABS approved PVC Conduits completed with all required conduit accessories. <u>Built or Chase into brick or concrete work:</u> 20mm PVC Conduit	m	300		
3,3	25mm PVC Conduit	m	200		
Sub Total Carried Forward					

Item	Description	Unit	Quantity	Rate	Amount
	Sub Total Brought Forward				
	<u>In Ceiling space and Tinber work:</u>				
3,4	20mm PVC Conduit	m	200		
3,5	25mm PVC Conduit	m	100		
4	<u>Conduit Boxes</u>				
	Supply and installation of SABS approved conduit boxes, installed in the run of the conduit installation, cast into concrete and built into brickwork or flush inside false ceiling spaces, complete with all required conduit termination accessories.				
4,1	20mm diameter 4 way type(round box)	No	30		
5	<u>Wall Boxes</u>				
	Supply and installation of SABS approved galvanised pressed steel wall boxes for building flush into brickwork or cast into concrete work.				
	<u>Flush mounted type:</u>				
5,1	100 x 50 x 50mm	No	8		
5,2	100 x 100 x 50mm	No	12		
6	<u>PVC Wiring</u>				
	<u>PVC Wiring in conduits:</u>				
6,1	2.5mm ² for lights circuits	m	600		
6,2	4mm ² for plug sockets circuits	m	300		
7	<u>Stranded Bare Copper Earth Wire</u>				
	Supply and installation of stranded bare copper earth wire along with PVC wiring in conduits. Tendered rates shall make provision for wastage.				
7,1	2.5mm ²	m	300		
7,2	4mm ²	m	150		
	Sub Total Carried Forward				

Item	Description	Unit	Quantity	Rate	Amount
	Sub Total Brought Forward				
8	<u>Light Switches</u> Supply and installation of SABS approved type 16A flush and surface type light switches. Final paint finishes shall be confirmed at a later stage, allowance shall however be made as specified in the general specification. All boxes for flush mounting measured elsewhere.				
8,1	1 Lever 1 way	No	10		
9	<u>Socket Outlets</u> Supply and installation of SABS approved switched and unswitched type flush and surface mounted type 16A switched socket outlets suitable for mounting in flush steel wall boxes or in steel pedestal units or on surface. The final colour of the paint finish shall be confirmed at a later stage, allowance shall be made as specified in the specification. All flush type boxes and special pedestals measured elsewhere. <u>Flush switched sockets type:</u>				
9,1	16A 3 pin single socket outlets	No	4		
9,2	16A SA/Euro combined socket outlet	No	8		
10	<u>Light Fittings</u> Supply, delivery to site, storage and installation of the below specified light fittings complete with lamps and tubes. Allowance must be made in the rates for all the required fixing materials and accessories. Fittings to be equal and similar approved to the below quoted manufacture.				
10,1	Ceiling mounted fitting 1x18W CFL - Interior	No	8		
10,2	Wall mounted Bulkhead 1 x 18W PL CFL	No	4		
10,3	1500mm Open channel Fluorescent fitting 2x49W	No	24		
	Sub Total Carried Forward				

Item	Description	Unit	Quantity	Rate	Amount	
	Sub Total Brought Forward					
11	<u>Electrical Tests</u>					
	Making provision for the required inspection, tests and the commissioning of the complete installation and the issuing of the required certificate.					
11,1	Building installation	Sum	1			
12	<u>Other</u>					
12,1	1,5m earth spike complete with clamps	No	4			
12,2	35mm ² Bare copper earth wire	m	40			
12,3	Testing and installation of installation	Sum	1			
Total for internal installation Carried to Summary of Cost (Excl.VAT)						

LIMPOPO: DEPARTMENT OF EDUCATION

ELECTRICAL INSTALLATION

Internal Installation

Block Ex-C5 - 4 Classroom Block

Item	Description	Unit	Quantity	Rate	Amount
1	<u>Cable and Data Sleeves</u> Supply and installation of PVC Sleeves through floor construction to power distribution board and communication board complete with standard radius sleeve bends				
1,1	75mm Diameter for Data	m	0		Rate Only
1,2	110mm Diameter for power cable	m	10		
	<u>Radius bends:</u>				
1,3	75mm Diameter	No	0		Rate Only
1,4	110mm Diameter	No	2		
Sub Total Carried Forward					

Item	Description	Unit	Quantity	Rate	Amount
Sub Total Brought Forward					
2	<u>Draw Wires</u> Supply and install a 0,6mm diameter galvanised draw wire in sleeves and conduit for data installation	m	100		
2,1					
3	<u>Distribution Boards</u> Supply, delivery, storage and submission of workshop drawings for the Flush mounted architrave steel type power distribution boards complete with flush trays,doors,switch gear mounting trays, copper busbars, neutral and earth bars, correctly sized internal PVC wiring, labelling and legend cards				
3,1	SU 1 Distribution board	No	1		
	Supply, delivery and installation of SABS approved PVC Conduits completed with all required conduit accessories. <u>Built or Chase into brick or concrete work:</u>				
3,2	20mm PVC Conduit	m	300		
3,3	25mm PVC Conduit	m	200		
Sub Total Carried Forward					

Item	Description	Unit	Quantity	Rate	Amount
	Sub Total Brought Forward				
	<u>In Ceiling space and Tinber work:</u>				
3,4	20mm PVC Conduit	m	200		
3,5	25mm PVC Conduit	m	100		
4	<u>Conduit Boxes</u>				
	Supply and installation of SABS approved conduit boxes, installed in the run of the conduit installation, cast into concrete and built into brickwork or flush inside false ceiling spaces, complete with all required conduit termination accessories.				
4,1	20mm diameter 4 way type(round box)	No	30		
5	<u>Wall Boxes</u>				
	Supply and installation of SABS approved galvanised pressed steel wall boxes for building flush into brickwork or cast into concrete work.				
	<u>Flush mounted type:</u>				
5,1	100 x 50 x 50mm	No	8		
5,2	100 x 100 x 50mm	No	12		
6	<u>PVC Wiring</u>				
	<u>PVC Wiring in conduits:</u>				
6,1	2.5mm ² for lights circuits	m	600		
6,2	4mm ² for plug sockets circuits	m	300		
7	<u>Stranded Bare Copper Earth Wire</u>				
	Supply and installation of stranded bare copper earth wire along with PVC wiring in conduits. Tendered rates shall make provision for wastage.				
7,1	2.5mm ²	m	300		
7,2	4mm ²	m	150		
	Sub Total Carried Forward				

Item	Description	Unit	Quantity	Rate	Amount
	Sub Total Brought Forward				
8	<u>Light Switches</u> Supply and installation of SABS approved type 16A flush and surface type light switches. Final paint finishes shall be confirmed at a later stage, allowance shall however be made as specified in the general specification. All boxes for flush mounting measured elsewhere.				
8,1	1 Lever 1 way	No	8		
9	<u>Socket Outlets</u> Supply and installation of SABS approved switched and unswitched type flush and surface mounted type 16A switched socket outlets suitable for mounting in flush steel wall boxes or in steel pedestal units or on surface. The final colour of the paint finish shall be confirmed at a later stage, allowance shall be made as specified in the specification. All flush type boxes and special pedestals measured elsewhere. <u>Flush switched sockets type:</u>				
9,1	16A 3 pin single socket outlets	No	4		
9,2	16A SA/Euro combined socket outlet	No	8		
10	<u>Light Fittings</u> Supply, delivery to site, storage and installation of the below specified light fittings complete with lamps and tubes. Allowance must be made in the rates for all the required fixing materials and accessories. Fittings to be equal and similar approved to the below quoted manufacture.				
10,1	Ceiling mounted fitting 1x18W CFL - Interior	No	8		
10,2	Wall mounted Bulkhead 1 x 18W PL CFL	No	4		
10,3	1500mm Open channel Fluorescent fitting 2x49W	No	20		
	Sub Total Carried Forward				

Item	Description	Unit	Quantity	Rate	Amount
	Sub Total Brought Forward				
11	<u>Electrical Tests</u>				
	Making provision for the required inspection, tests and the commissioning of the complete installation and the issuing of the required certificate.				
11,1	Building installation	Sum	1		
12	<u>Other</u>				
12,1	1,5m earth spike complete with clamps	No	4		
12,2	35mm ² Bare copper earth wire	m	40		
12,3	Testing and installation of installation	Sum	1		
Total for internal installation Carried to Summary of Cost (Excl.VAT)					

LIMPOPO: DEPARTMENT OF EDUCATION

ELECTRICAL INSTALLATION

Internal Installation

Block Ex-C6 - 4 Classroom Block with Stores

Item	Description	Unit	Quantity	Rate	Amount
1	<u>Cable and Data Sleeves</u> Supply and installation of PVC Sleeves through floor construction to power distribution board and communication board complete with standard radius sleeve bends				
1,1	75mm Diameter for Data	m	0		Rate Only
1,2	110mm Diameter for power cable	m	10		
	<u>Radius bends:</u>				
1,3	75mm Diameter	No	0		Rate Only
1,4	110mm Diameter	No	2		
	Sub Total Carried Forward				

Item	Description	Unit	Quantity	Rate	Amount
Sub Total Brought Forward					
2	<u>Draw Wires</u> Supply and install a 0,6mm diameter galvanised draw wire in sleeves and conduit for data installation	m	100		
2,1					
3	<u>Distribution Boards</u> Supply, delivery, storage and submission of workshop drawings for the Flush mounted architrave steel type power distribution boards complete with flush trays, doors, switch gear mounting trays, copper busbars, neutral and earth bars, correctly sized internal PVC wiring, labelling and legend cards				
3,1	SU 1 Distribution board	No	1		
	Supply, delivery and installation of SABS approved PVC Conduits completed with all required conduit accessories.				
	<u>Built or Chase into brick or concrete work:</u>				
3,2	20mm PVC Conduit	m	300		
3,3	25mm PVC Conduit	m	200		
Sub Total Carried Forward					

Item	Description	Unit	Quantity	Rate	Amount
	Sub Total Brought Forward				
	<u>In Ceiling space and Tinber work:</u>				
3,4	20mm PVC Conduit	m	200		
3,5	25mm PVC Conduit	m	100		
4	<u>Conduit Boxes</u>				
	Supply and installation of SABS approved conduit boxes, installed in the run of the conduit installation, cast into concrete and built into brickwork or flush inside false ceiling spaces, complete with all required conduit termination accessories.				
4,1	20mm diameter 4 way type(round box)	No	30		
5	<u>Wall Boxes</u>				
	Supply and installation of SABS approved galvanised pressed steel wall boxes for building flush into brickwork or cast into concrete work.				
	<u>Flush mounted type:</u>				
5,1	100 x 50 x 50mm	No	8		
5,2	100 x 100 x 50mm	No	12		
6	<u>PVC Wiring</u>				
	<u>PVC Wiring in conduits:</u>				
6,1	2.5mm ² for lights circuits	m	600		
6,2	4mm ² for plug sockets circuits	m	300		
7	<u>Stranded Bare Copper Earth Wire</u>				
	Supply and installation of stranded bare copper earth wire along with PVC wiring in conduits. Tendered rates shall make provision for wastage.				
7,1	2.5mm ²	m	300		
7,2	4mm ²	m	150		
	Sub Total Carried Forward				

Item	Description	Unit	Quantity	Rate	Amount
	Sub Total Brought Forward				
8	<u>Light Switches</u> Supply and installation of SABS approved type 16A flush and surface type light switches. Final paint finishes shall be confirmed at a later stage, allowance shall however be made as specified in the general specification. All boxes for flush mounting measured elsewhere.				
8,1	1 Lever 1 way	No	10		
9	<u>Socket Outlets</u> Supply and installation of SABS approved switched and unswitched type flush and surface mounted type 16A switched socket outlets suitable for mounting in flush steel wall boxes or in steel pedestal units or on surface. The final colour of the paint finish shall be confirmed at a later stage, allowance shall be made as specified in the specification. All flush type boxes and special pedestals measured elsewhere. <u>Flush switched sockets type:</u>				
9,1	16A 3 pin single socket outlets	No	4		
9,2	16A SA/Euro combined socket outlet	No	8		
10	<u>Light Fittings</u> Supply, delivery to site, storage and installation of the below specified light fittings complete with lamps and tubes. Allowance must be made in the rates for all the required fixing materials and accessories. Fittings to be equal and similar approved to the below quoted manufacture.				
10,1	Ceiling mounted fitting 1x18W CFL - Interior	No	8		
10,2	Wall mounted Bulkhead 1 x 18W PL CFL	No	4		
10,3	1500mm Open channel Fluorescent fitting 2x49W	No	24		
	Sub Total Carried Forward				

Item	Description	Unit	Quantity	Rate	Amount
	Sub Total Brought Forward				
11	<u>Electrical Tests</u>				
	Making provision for the required inspection, tests and the commissioning of the complete installation and the issuing of the required certificate.				
11,1	Building installation	Sum	1		
12	<u>Other</u>				
12,1	1,5m earth spike complete with clamps	No	4		
12,2	35mm ² Bare copper earth wire	m	40		
12,3	Testing and installation of installation	Sum	1		
Total for internal installation Carried to Summary of Cost (Excl.VAT)					

LIMPOPO : PUBLIC WORKS, ROAD AND INFRASTRUCTURE

ELECTRICAL INSTALLATION

Internal Installation

Block Ex-T1 - 4 Seater Toilets

Item	Description	Unit	Quantity	Rate	Amount
1	<u>Cable and Data Sleeves</u> Supply and installation of PVC Sleeves through floor construction to power distribution board and communication board complete with standard radius sleeve bends				
1,1	75mm Diameter for Data	m	0		Rate Only
1,2	110mm Diameter for power cable	m	10		
	<u>Radius bends:</u>				
1,3	75mm Diameter	No	0		Rate Only
1,4	110mm Diameter	No	2		
Sub Total Carried Forward					

Item	Description	Unit	Quantity	Rate	Amount
Sub Total Brought Forward					
2	<u>Draw Wires</u> Supply and install a 0,6mm diameter galvanised draw wire in sleeves and conduit for data installation	m	20		
2,1					
3	<u>Distribution Boards</u> Supply, delivery, storage and submission of workshop drawings for the Flush mounted architrave steel type power distribution boards complete with flush trays, doors, switch gear mounting trays, copper busbars, neutral and earth bars, correctly sized internal PVC wiring, labelling and legend cards				
3,1	SU 1 Distribution board	No	1		
	Supply, delivery and installation of SABS approved PVC Conduits completed with all required conduit accessories.				
	<u>Built or Chase into brick or concrete work:</u>				
3,2	20mm PVC Conduit	m	50		
3,3	25mm PVC Conduit	m	50		
Sub Total Carried Forward					

Item	Description	Unit	Quantity	Rate	Amount
	Sub Total Brought Forward				
	<u>In Ceiling space and Timber work:</u>				
3,4	20mm PVC Conduit	m	20		
3,5	25mm PVC Conduit	m	20		
4	<u>Conduit Boxes</u>				
	Supply and installation of SABS approved conduit boxes, installed in the run of the conduit installation, cast into concrete and built into brickwork or flush inside false ceiling spaces, complete with all required conduit termination accessories.				
4,1	20mm diameter 4 way type(round box)	No	12		
5	<u>Wall Boxes</u>				
	Supply and installation of SABS approved galvanised pressed steel wall boxes for building flush into brickwork or cast into concrete work.				
	<u>Flush mounted type:</u>				
5,1	100 x 50 x 50mm	No	2		
6	<u>PVC Wiring</u>				
	<u>PVC Wiring in conduits:</u>				
6,1	2.5mm ² for lights circuits	m	100		
7	<u>Stranded Bare Copper Earth Wire</u>				
	Supply and installation of stranded bare copper earth wire along with PVC wiring in conduits. Tendered rates shall make provision for wastage.				
7,1	2.5mm ²	m	50		
7,2	4mm ²	m	0		
	Sub Total Carried Forward				

Item	Description	Unit	Quantity	Rate	Amount
Sub Total Brought Forward					
8	<p><u>Light Switches</u></p> <p>Supply and installation of SABS approved type 16A flush and surface type light switches. Final paint finishes shall be confirmed at a later stage, allowance shall however be made as specified in the general specification. All boxes for flush mounting measured elsewhere.</p>				
8,1	1 Lever 1 way	No	2		
9	<p><u>Light Fittings</u></p> <p>Supply, delivery to site, storage and installation of the below specified light fittings complete with lamps and tubes. Allowance must be made in the rates for all the required fixing materials and accessories.</p> <p>Fittings to be equal and similar approved to the below quoted manufacture.</p>				
9,1	Ceiling mounted fitting 2x18W CFL - Interior	No	10		
9,2	Wall mounted Bulkhead 2 x 18W PL CFL	No	6		
Sub Total Carried Forward					

Item	Description	Unit	Quantity	Rate	Amount
	Sub Total Brought Forward				
11	<u>Electrical Tests</u>				
	Making provision for the required inspection, tests and the commissioning of the complete installation and the issuing of the required certificate.				
11,1	Building installation	Sum	1		
12	<u>Other</u>				
12,1	1,5m earth spike complete with clamps	No	2		
12,2	35mm ² Bare copper earth wire	m	20		
12,3	Testing and installation of installation	Sum	1		
Total for internal installation Carried to Summary of Cost (Excl.VAT)					

LIMPOPO : PUBLIC WORKS, ROAD AND INFRASTRUCTURE

ELECTRICAL INSTALLATION

Internal Installation

Block Ex-T2 - 8 Seater Toilets

Item	Description	Unit	Quantity	Rate	Amount
1	<u>Cable and Data Sleeves</u> Supply and installation of PVC Sleeves through floor construction to power distribution board and communication board complete with standard radius sleeve bends				
1,1	75mm Diameter for Data	m	0		Rate Only
1,2	110mm Diameter for power cable	m	10		
	<u>Radius bends:</u>				
1,3	75mm Diameter	No	0		Rate Only
1,4	110mm Diameter	No	2		
Sub Total Carried Forward					

Item	Description	Unit	Quantity	Rate	Amount
Sub Total Brought Forward					
2	<u>Draw Wires</u> Supply and install a 0,6mm diameter galvanised draw wire in sleeves and conduit for data installation	m	40		
2,1					
3	<u>Distribution Boards</u> Supply, delivery, storage and submission of workshop drawings for the Flush mounted architrave steel type power distribution boards complete with flush trays, doors, switch gear mounting trays, copper busbars, neutral and earth bars, correctly sized internal PVC wiring, labelling and legend cards				
3,1	SU 1 Distribution board	No	1		
	Supply, delivery and installation of SABS approved PVC Conduits completed with all required conduit accessories.				
	<u>Built or Chase into brick or concrete work:</u>				
3,2	20mm PVC Conduit	m	100		
3,3	25mm PVC Conduit	m	100		
Sub Total Carried Forward					

Item	Description	Unit	Quantity	Rate	Amount
	Sub Total Brought Forward				
	<u>In Ceiling space and Timber work:</u>				
3,4	20mm PVC Conduit	m	40		
3,5	25mm PVC Conduit	m	40		
4	<u>Conduit Boxes</u>				
	Supply and installation of SABS approved conduit boxes, installed in the run of the conduit installation, cast into concrete and built into brickwork or flush inside false ceiling spaces, complete with all required conduit termination accessories.				
4,1	20mm diameter 4 way type(round box)	No	24		
5	<u>Wall Boxes</u>				
	Supply and installation of SABS approved galvanised pressed steel wall boxes for building flush into brickwork or cast into concrete work.				
	<u>Flush mounted type:</u>				
5,1	100 x 50 x 50mm	No	4		
6	<u>PVC Wiring</u>				
	<u>PVC Wiring in conduits:</u>				
6,1	2.5mm ² for lights circuits	m	200		
7	<u>Stranded Bare Copper Earth Wire</u>				
	Supply and installation of stranded bare copper earth wire along with PVC wiring in conduits. Tendered rates shall make provision for wastage.				
7,1	2.5mm ²	m	100		
7,2	4mm ²	m	0		
	Sub Total Carried Forward				

Item	Description	Unit	Quantity	Rate	Amount
Sub Total Brought Forward					
8	<p><u>Light Switches</u></p> <p>Supply and installation of SABS approved type 16A flush and surface type light switches. Final paint finishes shall be confirmed at a later stage, allowance shall however be made as specified in the general specification. All boxes for flush mounting measured elsewhere.</p>				
8,1	1 Lever 1 way	No	4		
9	<p><u>Light Fittings</u></p> <p>Supply, delivery to site, storage and installation of the below specified light fittings complete with lamps and tubes. Allowance must be made in the rates for all the required fixing materials and accessories.</p> <p>Fittings to be equal and similar approved to the below quoted manufacture.</p>				
9,1	Ceiling mounted fitting 2x18W CFL - Interior	No	16		
9,2	Wall mounted Bulkhead 2 x 18W PL CFL	No	12		
Sub Total Carried Forward					

Item	Description	Unit	Quantity	Rate	Amount
	Sub Total Brought Forward				
11	<u>Electrical Tests</u>				
	Making provision for the required inspection, tests and the commissioning of the complete installation and the issuing of the required certificate.				
11,1	Building installation	Sum	1		
12	<u>Other</u>				
12,1	1,5m earth spike complete with clamps	No	2		
12,2	35mm ² Bare copper earth wire	m	20		
12,3	Testing and installation of installation	Sum	1		
Total for internal installation Carried to Summary of Cost (Excl.VAT)					

LIMPOPO : PUBLIC WORKS, ROAD AND INFRASTRUCTURE

ELECTRICAL INSTALLATION

Internal Installation

Block X1- 4 Seater Toilets

Item	Description	Unit	Quantity	Rate	Amount
1	<u>Cable and Data Sleeves</u> Supply and installation of PVC Sleeves through floor construction to power distribution board and communication board complete with standard radius sleeve bends				
1,1	75mm Diameter for Data	m	0		Rate Only
1,2	110mm Diameter for power cable	m	10		
	<u>Radius bends:</u>				
1,3	75mm Diameter	No	0		Rate Only
1,4	110mm Diameter	No	2		
Sub Total Carried Forward					

Item	Description	Unit	Quantity	Rate	Amount
Sub Total Brought Forward					
2	<u>Draw Wires</u>				
2,1	Supply and install a 0,6mm diameter galvanised draw wire in sleeves and conduit for data installation	m	20		
3	<u>Distribution Boards</u>				
3,1	Supply, delivery, storage and submission of workshop drawings for the Flush mounted architrave steel type power distribution boards complete with flush trays, doors, switch gear mounting trays, copper busbars, neutral and earth bars, correctly sized internal PVC wiring, labelling and legend cards SU 1 Distribution board	No	1		
3,2	Supply, delivery and installation of SABS approved PVC Conduits completed with all required conduit accessories. <u>Built or Chase into brick or concrete work:</u> 20mm PVC Conduit	m	50		
3,3	25mm PVC Conduit	m	50		
Sub Total Carried Forward					

Item	Description	Unit	Quantity	Rate	Amount
	Sub Total Brought Forward				
	<u>In Ceiling space and Timber work:</u>				
3,4	20mm PVC Conduit	m	20		
3,5	25mm PVC Conduit	m	20		
4	<u>Conduit Boxes</u>				
	Supply and installation of SABS approved conduit boxes, installed in the run of the conduit installation, cast into concrete and built into brickwork or flush inside false ceiling spaces, complete with all required conduit termination accessories.				
4,1	20mm diameter 4 way type(round box)	No	12		
5	<u>Wall Boxes</u>				
	Supply and installation of SABS approved galvanised pressed steel wall boxes for building flush into brickwork or cast into concrete work.				
	<u>Flush mounted type:</u>				
5,1	100 x 50 x 50mm	No	2		
6	<u>PVC Wiring</u>				
	<u>PVC Wiring in conduits:</u>				
6,1	2.5mm ² for lights circuits	m	100		
7	<u>Stranded Bare Copper Earth Wire</u>				
	Supply and installation of stranded bare copper earth wire along with PVC wiring in conduits. Tendered rates shall make provision for wastage.				
7,1	2.5mm ²	m	50		
7,2	4mm ²	m	0		
	Sub Total Carried Forward				

Item	Description	Unit	Quantity	Rate	Amount
Sub Total Brought Forward					
8	<p><u>Light Switches</u></p> <p>Supply and installation of SABS approved type 16A flush and surface type light switches. Final paint finishes shall be confirmed at a later stage, allowance shall however be made as specified in the general specification. All boxes for flush mounting measured elsewhere.</p>				
8,1	1 Lever 1 way	No	2		
9	<p><u>Light Fittings</u></p> <p>Supply, delivery to site, storage and installation of the below specified light fittings complete with lamps and tubes. Allowance must be made in the rates for all the required fixing materials and accessories.</p> <p>Fittings to be equal and similar approved to the below quoted manufacture.</p>				
9,1	Ceiling mounted fitting 2x18W CFL - Interior	No	10		
9,2	Wall mounted Bulkhead 2 x 18W PL CFL	No	6		
Sub Total Carried Forward					

Item	Description	Unit	Quantity	Rate	Amount
Sub Total Brought Forward					
11	<u>Electrical Tests</u> Making provision for the required inspection, tests and the commissioning of the complete installation and the issuing of the required certificate.				
11,1	Building installation	Sum	1		
12	<u>Other</u>				
12,1	1,5m earth spike complete with clamps	No	2		
12,2	35mm ² Bare copper earth wire	m	20		
12,3	Testing and installation of installation	Sum	1		
Total for internal installation Carried to Summary of Cost (Excl.VAT)					

LIMPOPO : PUBLIC WORKS, ROAD AND INFRASTRUCTURE

ELECTRICAL INSTALLATION

Internal Installation

Block X2- 4 Seater Toilets

Item	Description	Unit	Quantity	Rate	Amount
1	<u>Cable and Data Sleeves</u> Supply and installation of PVC Sleeves through floor construction to power distribution board and communication board complete with standard radius sleeve bends				
1,1	75mm Diameter for Data	m	0		Rate Only
1,2	110mm Diameter for power cable	m	10		
	<u>Radius bends:</u>				
1,3	75mm Diameter	No	0		Rate Only
1,4	110mm Diameter	No	2		
Sub Total Carried Forward					

Item	Description	Unit	Quantity	Rate	Amount
Sub Total Brought Forward					
2	<u>Draw Wires</u> Supply and install a 0,6mm diameter galvanised draw wire in sleeves and conduit for data installation	m	20		
2,1					
3	<u>Distribution Boards</u> Supply, delivery, storage and submission of workshop drawings for the Flush mounted architrave steel type power distribution boards complete with flush trays, doors, switch gear mounting trays, copper busbars, neutral and earth bars, correctly sized internal PVC wiring, labelling and legend cards				
3,1	SU 1 Distribution board	No	1		
	Supply, delivery and installation of SABS approved PVC Conduits completed with all required conduit accessories.				
	<u>Built or Chase into brick or concrete work:</u>				
3,2	20mm PVC Conduit	m	50		
3,3	25mm PVC Conduit	m	50		
Sub Total Carried Forward					

Item	Description	Unit	Quantity	Rate	Amount	
	Sub Total Brought Forward					
	<u>In Ceiling space and Timber work:</u>					
3,4	20mm PVC Conduit	m	20			
3,5	25mm PVC Conduit	m	20			
4	<u>Conduit Boxes</u>					
	Supply and installation of SABS approved conduit boxes, installed in the run of the conduit installation, cast into concrete and built into brickwork or flush inside false ceiling spaces, complete with all required conduit termination accessories.					
4,1	20mm diameter 4 way type(round box)	No	12			
5	<u>Wall Boxes</u>					
	Supply and installation of SABS approved galvanised pressed steel wall boxes for building flush into brickwork or cast into concrete work.					
	<u>Flush mounted type:</u>					
5,1	100 x 50 x 50mm	No	2			
6	<u>PVC Wiring</u>					
	<u>PVC Wiring in conduits:</u>					
6,1	2.5mm ² for lights circuits	m	100			
7	<u>Stranded Bare Copper Earth Wire</u>					
	Supply and installation of stranded bare copper earth wire along with PVC wiring in conduits. Tendered rates shall make provision for wastage.					
7,1	2.5mm ²	m	50			
7,2	4mm ²	m	0			
	Sub Total Carried Forward					

Item	Description	Unit	Quantity	Rate	Amount
Sub Total Brought Forward					
8	<p><u>Light Switches</u></p> <p>Supply and installation of SABS approved type 16A flush and surface type light switches. Final paint finishes shall be confirmed at a later stage, allowance shall however be made as specified in the general specification. All boxes for flush mounting measured elsewhere.</p>				
8,1	1 Lever 1 way	No	2		
9	<p><u>Light Fittings</u></p> <p>Supply, delivery to site, storage and installation of the below specified light fittings complete with lamps and tubes. Allowance must be made in the rates for all the required fixing materials and accessories.</p> <p>Fittings to be equal and similar approved to the below quoted manufacture.</p>				
9,1	Ceiling mounted fitting 2x18W CFL - Interior	No	10		
9,2	Wall mounted Bulkhead 2 x 18W PL CFL	No	6		
Sub Total Carried Forward					

Item	Description	Unit	Quantity	Rate	Amount
	Sub Total Brought Forward				
11	<u>Electrical Tests</u>				
	Making provision for the required inspection, tests and the commissioning of the complete installation and the issuing of the required certificate.				
11,1	Building installation	Sum	1		
12	<u>Other</u>				
12,1	1,5m earth spike complete with clamps	No	2		
12,2	35mm ² Bare copper earth wire	m	20		
12,3	Testing and installation of installation	Sum	1		
Total for internal installation Carried to Summary of Cost (Excl.VAT)					

LIMPOPO : PUBLIC WORKS, ROAD AND INFRASTRUCTURE

ELECTRICAL INSTALLATION

Internal Installation

Block X3- 4 Seater Toilets

Item	Description	Unit	Quantity	Rate	Amount
1	<u>Cable and Data Sleeves</u> Supply and installation of PVC Sleeves through floor construction to power distribution board and communication board complete with standard radius sleeve bends				
1,1	75mm Diameter for Data	m	0		Rate Only
1,2	110mm Diameter for power cable	m	10		
	<u>Radius bends:</u>				
1,3	75mm Diameter	No	0		Rate Only
1,4	110mm Diameter	No	2		
Sub Total Carried Forward					

Item	Description	Unit	Quantity	Rate	Amount
Sub Total Brought Forward					
2	<u>Draw Wires</u> Supply and install a 0,6mm diameter galvanised draw wire in sleeves and conduit for data installation	m	20		
2,1					
3	<u>Distribution Boards</u> Supply, delivery, storage and submission of workshop drawings for the Flush mounted architrave steel type power distribution boards complete with flush trays,doors,switch gear mounting trays, copper busbars, neutral and earth bars, correctly sized internal PVC wiring, labelling and legend cards				
3,1	SU 1 Distribution board	No	1		
	Supply, delivery and installation of SABS approved PVC Conduits completed with all required conduit accessories.				
	<u>Built or Chase into brick or concrete work:</u>				
3,2	20mm PVC Conduit	m	50		
3,3	25mm PVC Conduit	m	50		
Sub Total Carried Forward					

Item	Description	Unit	Quantity	Rate	Amount	
	Sub Total Brought Forward					
	<u>In Ceiling space and Timber work:</u>					
3,4	20mm PVC Conduit	m	20			
3,5	25mm PVC Conduit	m	20			
4	<u>Conduit Boxes</u>					
	Supply and installation of SABS approved conduit boxes, installed in the run of the conduit installation, cast into concrete and built into brickwork or flush inside false ceiling spaces, complete with all required conduit termination accessories.					
4,1	20mm diameter 4 way type(round box)	No	12			
5	<u>Wall Boxes</u>					
	Supply and installation of SABS approved galvanised pressed steel wall boxes for building flush into brickwork or cast into concrete work.					
	<u>Flush mounted type:</u>					
5,1	100 x 50 x 50mm	No	2			
6	<u>PVC Wiring</u>					
	<u>PVC Wiring in conduits:</u>					
6,1	2.5mm ² for lights circuits	m	100			
7	<u>Stranded Bare Copper Earth Wire</u>					
	Supply and installation of stranded bare copper earth wire along with PVC wiring in conduits. Tendered rates shall make provision for wastage.					
7,1	2.5mm ²	m	50			
7,2	4mm ²	m	0			
	Sub Total Carried Forward					

Item	Description	Unit	Quantity	Rate	Amount
Sub Total Brought Forward					
8	<p><u>Light Switches</u></p> <p>Supply and installation of SABS approved type 16A flush and surface type light switches. Final paint finishes shall be confirmed at a later stage, allowance shall however be made as specified in the general specification. All boxes for flush mounting measured elsewhere.</p>				
8,1	1 Lever 1 way	No	2		
9	<p><u>Light Fittings</u></p> <p>Supply, delivery to site, storage and installation of the below specified light fittings complete with lamps and tubes. Allowance must be made in the rates for all the required fixing materials and accessories.</p> <p>Fittings to be equal and similar approved to the below quoted manufacture.</p>				
9,1	Ceiling mounted fitting 2x18W CFL - Interior	No	10		
9,2	Wall mounted Bulkhead 2 x 18W PL CFL	No	6		
Sub Total Carried Forward					

Item	Description	Unit	Quantity	Rate	Amount
	Sub Total Brought Forward				
11	<u>Electrical Tests</u>				
	Making provision for the required inspection, tests and the commissioning of the complete installation and the issuing of the required certificate.				
11,1	Building installation	Sum	1		
12	<u>Other</u>				
12,1	1,5m earth spike complete with clamps	No	2		
12,2	35mm ² Bare copper earth wire	m	20		
12,3	Testing and installation of installation	Sum	1		
Total for internal installation Carried to Summary of Cost (Excl.VAT)					

LIMPOPO : PUBLIC WORKS, ROAD AND INFRASTRUCTURE

ELECTRICAL INSTALLATION

Internal Installation

Block Z - 10 Seat Enviroloo

Item	Description	Unit	Quantity	Rate	Amount
1	<u>Cable and Data Sleeves</u> Supply and installation of PVC Sleeves through floor construction to power distribution board and communication board complete with standard radius sleeve bends				
1,1	75mm Diameter for Data	m	0		Rate Only
1,2	110mm Diameter for power cable	m	20		
	<u>Radius bends:</u>				
1,3	75mm Diameter	No	0		Rate Only
1,4	110mm Diameter	No	4		
Sub Total Carried Forward					

Item	Description	Unit	Quantity	Rate	Amount
Sub Total Brought Forward					
2	<u>Draw Wires</u> Supply and install a 0,6mm diameter galvanised draw wire in sleeves and conduit for data installation	m	2030		
2,1					
3	<u>Distribution Boards</u> Supply, delivery, storage and submission of workshop drawings for the Flush mounted architrave steel type power distribution boards complete with flush trays,doors,switch gear mounting trays, copper busbars, neutral and earth bars, correctly sized internal PVC wiring, labelling and legend cards				
3,1	SU 1 Distribution board	No	1		
	Supply, delivery and installation of SABS approved PVC Conduits completed with all required conduit accessories.				
	<u>Built or Chase into brick or concrete work:</u>				
3,2	20mm PVC Conduit	m	60		
3,3	25mm PVC Conduit	m	60		
Sub Total Carried Forward					

Item	Description	Unit	Quantity	Rate	Amount
	Sub Total Brought Forward				
	<u>In Ceiling space and Timber work:</u>				
3,4	20mm PVC Conduit	m	30		
3,5	25mm PVC Conduit	m	30		
4	<u>Conduit Boxes</u>				
	Supply and installation of SABS approved conduit boxes, installed in the run of the conduit installation, cast into concrete and built into brickwork or flush inside false ceiling spaces, complete with all required conduit termination accessories.				
4,1	20mm diameter 4 way type(round box)	No	16		
5	<u>Wall Boxes</u>				
	Supply and installation of SABS approved galvanised pressed steel wall boxes for building flush into brickwork or cast into concrete work.				
	<u>Flush mounted type:</u>				
5,1	100 x 50 x 50mm	No	2		
6	<u>PVC Wiring</u>				
	<u>PVC Wiring in conduits:</u>				
6,1	2.5mm ² for lights circuits	m	120		
7	<u>Stranded Bare Copper Earth Wire</u>				
	Supply and installation of stranded bare copper earth wire along with PVC wiring in conduits. Tendered rates shall make provision for wastage.				
7,1	2.5mm ²	m	60		
7,2	4mm ²	m	0		
	Sub Total Carried Forward				

Item	Description	Unit	Quantity	Rate	Amount
Sub Total Brought Forward					
8	<p><u>Light Switches</u></p> <p>Supply and installation of SABS approved type 16A flush and surface type light switches. Final paint finishes shall be confirmed at a later stage, allowance shall however be made as specified in the general specification. All boxes for flush mounting measured elsewhere.</p>				
8,1	1 Lever 1 way	No	2		
9	<p><u>Light Fittings</u></p> <p>Supply, delivery to site, storage and installation of the below specified light fittings complete with lamps and tubes. Allowance must be made in the rates for all the required fixing materials and accessories.</p> <p>Fittings to be equal and similar approved to the below quoted manufacture.</p>				
9,1	Ceiling mounted fitting 2x18W CFL - Interior	No	14		
9,2	Wall mounted Bulkhead 2 x 18W PL CFL	No	6		
Sub Total Carried Forward					

Item	Description	Unit	Quantity	Rate	Amount
	Sub Total Brought Forward				
11	<u>Electrical Tests</u>				
	Making provision for the required inspection, tests and the commissioning of the complete installation and the issuing of the required certificate.				
11,1	Building installation	Sum	1		
12	<u>Other</u>				
12,1	1,5m earth spike complete with clamps	No	2		
12,2	35mm ² Bare copper earth wire	m	20		
12,3	Testing and installation of installation	Sum	1		
Total for internal installation Carried to Summary of Cost (Excl.VAT)					

ELECTRICAL INSTALLATION**PUBLIC ADDRESS**

Internal Installation

Item	Description	Unit	Quantity	Rate	Amount
1	PUBLIC ADDRESS Provide the sum of R35,000-00 for Installation of Access Control and related accessories Contractors Markup Contractors Attendance	Item	1		
		Item			
		Item			
Total for installation Carried to Summary of Cost (Excl.VAT)					

ELECTRICAL INSTALLATION

Area Lighting

Item	Description	Unit	Quantity	Rate	Amount
1	Public Lighting				
1,1	1 x 57W CFL Post top fitting with electronic gear. To be approved by the Engineer.	No.	25		
1,2	3m galvanised steel poles	No.	25		
1,3	Excavation and backfilling in soft soil	m ³	3,6		
1,4	Excavation and backfilling in hard rock	m ³	18		
1,5	6mm ² 4 core PVC SWA Cable	m	500		
1,6	6mm ² BCEW	m	500		
	<u>Terminations:</u>				
1,8	6mm ² 4 core PVC SWA Cable	No	20		
1,9	6mm ² BCEW	No	20		
1,10	Electrical Danger tape	m	500		
Total for internal installation Carried to Summary of Cost (Excl.VAT)					

ELECTRICAL INSTALLATION

HVAC

Internal Installation

Item	Description	Unit	Quantity	Rate	Amount
1	<p>HVAC</p> <p>Provide the sum of R 305 790 for Installation of HVAC</p> <p>Contractors Markup</p> <p>Contractors Attendance</p>	<p>Item</p> <p>Item</p> <p>Item</p>	<p>1</p>		
Total for installation Carried to Summary of Cost (Excl.VAT)					

ELECTRICAL INSTALLATION

ICT

Internal Installation

Item	Description	Unit	Quantity	Rate	Amount
1	<p>ICT</p> <p>Provide the sum of R288968,40 for Installation of ICT and related accessories in the administration block</p> <p>Contractors Markup</p> <p>Contractors Attendance</p>	<p>Item</p> <p>Item</p> <p>Item</p>	<p>1</p>		
Total for installation Carried to Summary of Cost (Excl.VAT)					

NKGONYELETSE SECONDARY SCHOOL ELECTRICAL WORKS

ITEM	DESCRIPTION	AMOUNT
1	MV Reticulation	
2	LV Reticulation	
3	Block A - Administration Block	
4	Block Ex-C1 - 3 Classroom Block	
5	Block Ex-C2 - 4 Classroom Block with Stores	
6	Block Ex-C3 - 4 Classroom Block with Stores	
7	Block Ex-C4 - 4 Classroom Block with Stores	
8	Block Ex-C5 - 4 Classroom Block	
9	Block Ex-C6 - 4 Classroom Block with Stores	
10	Block Ex-T1 - 4 Seater Toilets	
11	Block Ex-T2 - 8 Seater Toilets	
12	Block X01 - 4 Seater Toilets	
13	Block X02 - 4 Seater Toilets	
14	Block X03 - 4 Seater Toilets	
15	Block Z01- 10 Seater Mixed Toilets	
13	Public Address	
17	Area Lighting	
18	HVAC	
19	ICT	
	TOTAL CARRIED TO FINAL SUMMARY	

SEC	BILL	PG	ITEM	DESCRIPTION	UNIT	QTY	RATE	AMOUNT
3	1	70		SECTION NO. 3				
3	1	70		BILL NO.1				
3	1	70		BULK EARTHWORKS				
3	1	70		Preambles	H4			
3	1	70		Model Preambles for Trades 2008 as published by the Association of South African Quantity Surveyors shall apply.				
3	1	70		<u>SUPPLEMENTARY PREAMBLES</u>	H4			
3	1	70		<u>Items, materials or methods</u>	H4			
3	1	70		Items, materials or methods to be used specified by trade names or catalogue numbers are only an indication of the quality required. The use of trade names for items, materials or methods shall also mean - or other approved - on the condition that prior approval is obtained from the architect.				
3	1	70		<u>Excavations</u>	H4			
3	1	70		No claim for rock excavation will be entertained unless the contractor has timeously notified the Quantity Surveyor thereof prior to backfilling				
				"Soft rock" and "Hard rock" shall be as defined in the Model Preambles for Trades 2008				
3	1	70		<u>WORK GROUP 102</u>	H4			
3	1	70		<u>SITE CLEARANCE</u>	H2			
3	1	70	2	Digging up and removing rubbish, debris, vegetation, hedges, shrubs and trees not exceeding 200mm girth, bush, etc	m2	35 895		
3	1	70		<u>Extra over all excavations for carting away</u>	H3			
3	1	70	3	Surplus material from excavations or stock piles on site to a dumping site to be located by the Contractor	m.km	7 179		
3	1	70		<u>EARTHWORKS</u>	H2			
3	1	70		<u>Bulk excavation</u>	H3			
3	1	70	4	Excavate in all materials and use for embankment or fill or dispose, as ordered	m3	1 795		
3	1	70		<u>Extra-over for</u>	H3			
3	1	70	5	Intermediate for excavation	m3	449		
3	1	70	6	Hard rock excavation	m3	90		
3	1	70		<u>Restricted Excavation</u>	H3			
3	1	70	7	Excavate for restricted pipe trenches in all A.2.4 materials and use for backfill or dispose	m3	0		
3	1	71		<u>Import G5 or better material from the Commercial source or borrowpit for Selected layers compacted to 95% of modified AASHTO maximum density</u>	H3			
3	1	71	8	150mm thick	m3	1 795		
3	1	71	9	Overhaul	m.km	8 974		
3	1	71		<u>LOFFELSTEIN RETAINING WALLS</u>	H2			
3	1	71	10	InfraBlok 425 (425x340x225) Waterloffel or other approved retaining wall stepped and curved to suit required slopes	m2	276		
				BULK EARTHWORKS	ST			

3	2	73	SECTION NO. 3				
3	2	73	BILL NO.2				
3	2	73	WATER SUPPLY				
3	2	73	<u>Preambles</u>		H4		
3	2	73	Model Preambles for Trades 2008 as published by the Association of South African Quantity Surveyors shall apply.				
3	2	73	<u>SUPPLEMENTARY PREAMBLES</u>		H4		
3	2	73	<u>Items, materials or methods</u>		H4		
3	2	73	Items, materials or methods to be used specified by trade names or catalogue numbers are only an indication of the quality required. The use of trade names for items, materials or methods shall also mean - or other approved - on the condition that prior approval is obtained from the architect.				
3	2	73	<u>uPVC Pressure pipes and fittings</u>		H4		
3	2	73	Pipes for water supply shall be of the class stated Pipes of 40mm diameter and smaller shall be plain ended with solvent welded uPVC loose sockets and fittings Pipes of 50mm diameter and greater shall have sockets and spigots with push-in type integral rubber ring joints. Bends shall be uPVC and all other fittings shall be cast iron, all with similar push-in type joints				
3	2	73	<u>Copper pipes</u>		H4		
3	2	73	Pipes shall be hard drawn and half-hard pipes of the class stated Class 0 (thin walled hard drawn) pipes shall not be bent Class 1 (thin walled half-hard), class 2 (half-hard) and class 3 (heavy walled half-hard) pipes shall only be bent with benders with inner and outer formers Fittings to copper waste, vent and anti-syphon pipes, capillary solder fittings and compression fittings shall be "Cobra Watertech" type Capillary solder fittings shall comply with ISO 2016 Only compression fittings shall be used in walls or in ground				
3	2	73	<u>Lead pipes and traps</u>		H4		
3	2	73	All soldered joints shall be wiped and brass unions shall be used for jointing lead to steel				
3	2	74	<u>Reducing fittings</u>		H4		
3	2	74	Where fittings have reducing ends or branches they are described as "reducing". In the case of pipes with diameters not exceeding 60mm only the largest end or branch size is given. Should the Contractor wish to use other fittings and bushes or reducers he may do so on the understanding that no claim in this regard will be entertained. In the case of pipes with diameters exceeding 60mm all sizes are given and no claim for extra bushes, reducers, etc will be entertained				
3	2	74	<u>Steel sectional water tanks</u>		H4		
3	2	74	Tanks shall comply with SABS CKS 114				
3	2	74	<u>WORK GROUP 104</u>		H4		
3	2	74	<u>EARTHWORKS (PIPE TRENCHES)</u>		H2		
3	2	74	<u>Site clearance and removal of topsoil</u>		H3		
3	2	74	1 Clear vegetation and small trees/shrubs up 2m wide		m	1 050	

3	2	74		<u>Excavate in all materials for trenches, backfill, compact and dispose of surplus material for water pipes up to 90mm in diameter for depths:</u>	H2		
3	2	74	2	From 0m Up to 1.5m	m	1 050	
3	2	74		<u>Extra-over item (a) above for:</u>	H3		
3	2	74	3	Intermediate excavation	m3	189	
3	2	74	4	Hard rock excavation	m3	28	
3	2	74		<u>Extra over all excavations for carting away</u>	H3		
3	2	74	5	Surplus material from trench excavations to a dumping site to be located by the Contractor	m3	58	
3	2	74		<u>Excavation ancillaries</u>	H3		
3	2	74		<u>Make up deficiency in backfill material</u>	H3		
3	2	74	6	From other necessary excavations on site	m3	58	
3	2	74	7	By importation from designated borrow pits	m3		
3	2	74	8	Compaction in road reserves	m		
3	2	74		<u>WORK GROUP 148</u>	H4		
3	2	74		<u>MEDIUM PRESSURE PIPELINES</u>	H2		
3	2	74		<u>Supply, lay and bed pipes complete with couplings</u>	H3		
3	2	74	9	50mm diameter uPVC Class 9 pipes	m	0	
3	2	74	10	50mm diameter uPVC Class 12 pipes	m	0	
3	2	74	11	63mm diameter uPVC Class 9 pipes	m	0	
3	2	74	12	63mm diameter uPVC Class 12 pipes	m		
3	2	74	13	75mm diameter uPVC Class 9 pipes	m	0	
3	2	74	14	75mm diameter uPVC Class 12 pipes	m	630	
3	2	74	15	90mm diameter uPVC Class 12 pipes	m	420	
3	2	74	16	65mm Pressure Reducing Valve	No		
3	2	74	17	75mm Pressure Reducing Valve	No		
3	2	74		<u>BEDDING (PIPES)</u>	H2		
3	2	74		<u>Provision of Bedding from Trench Excavation</u>	H3		
3	2	74	18	Selected granular material	m3	378	
3	2	74	19	Selected fill material	m3	630	
3	2	74		<u>ELEVATED STEEL TANK PLUS STAND</u>	H2		
3	2	75		<u>The following in sectional steel water tanks and bases</u>	H3		
3	2	75	20	Blinding layer, class 15 Mpa/19mm concrete, 75mm thick for all level where reinforced	m2	27	
3	2	75	21	Concrete for footings class 25 Mpa / 19mm concrete plus anchor blocks, filling where ordered by the engineer	m3	5	
3	2	75	22	Supply, deliver to site and erect 100KL Prestressed steel tank complete with 6m stand,	No	1	
3	2	75	23	Supply and install 50 mm dia Water Meter	No	0	
3	2	75	24	Supply and install 63 mm dia Water Meter	No	0	
3	2	75	25	90 x 90 mm T piece section	No	25	
3	2	75	26	90mm diam. Gate valve	No	2	
3	2	75	27	75 mm diam. Gate valve	No	2	

3	2	75	28	Supply and install 75mm X 32mm dia Saddles	No	28		
3	2	75	29	32 mm diam. Gate valve	No	0		
3	2	75	30	Ref. 617 welded mesh in floor/walls/footing/ slab	m2	60		
3	2	75	31	Supply and install a 5mm (1000 x 1000) Vastrap plate cover and frame for the opening in the reservoir roof	m2	0		
3	2	75	32	Half brick wall including wire ties	m2	0		
3	2	75	33	Supply and install 75mm dia Resilient Seal Flanged Gate Valve (with rising spindle and handwheel, clockwise closing)	No	0		
3	2	75	34	1000mm long X 150mm diameter steel pipe, flanged both ends, 250mm flanged pipe with a 150 x 100 bellmouth, plain ended overflow pipe	No	0		
3	2	75	35	100mm flanged steel pipe with a 90 degree welded long radius bend	No	0		
3	2	75	36	1500 x 100mm flanged steel pipe with welded flanges both ends	No	0		
3	2	75	37	Sitting, Drilling and Equiping of new borehole	No	1		
3	2	75		<u>TESTING</u>	H2			
3	2	75	38	Testing of yield and water quality of existing borehole and supply and install water package plant as per specialist recommendation	No	1		
3	2	75	39	Testing water pipe system	Item	1		
3	2	75		<u>FIRE BOOSTER PUMP</u>	H3			
3	2	75	40	Supply and install Grundforce PM Pressure Pump (Q min 12 litres per second and 40m head) or similar with 90 mm inlet and outlet Complete with control panel, electrical connections, Brass Gate 50 mm valves (90 mm and 90mm), Brass Non Return valve (90 mm), Brass In-line Strainer (90 mm), fittings and pipings	No	1		
				WATER SUPPLY	ST			
3	3	77		SECTION NO. 3				
3	3	77		BILL NO.3				
3	3	77		SEWER RETICULATION				
3	3	77		<u>Preambles</u>	H4			
3	3	77		Model Preambles for Trades 2008 as published by the Association of South African Quantity Surveyors shall apply.				
3	3	77		<u>SUPPLEMENTARY PREAMBLES</u>	H4			
3	3	77		<u>Items, materials or methods</u>	H4			
3	3	77		Items, materials or methods to be used specified by trade names or catalogue numbers are only an indication of the quality required. The use of trade names for items, materials or methods shall also mean - or other approved - on the condition that prior approval is obtained from the architect.				
3	3	77		<u>Vitrified clay pipes, etc</u>	H4			
3	3	77		Pipes shall rest on solid ground and where necessary, pockets of sufficient size shall be cut around joints to enable the jointing to be properly performed or, alternatively, pipes shall be bedded full length on and including unreinforced concrete laid in a semi-dry state immediately before pipes are laid				
3	3	77		<u>uPVC Pipes and fittings</u>	H4			
3	3	77		Sewer and drainage pipes and fittings shall be jointed and sealed with butyl rubber rings				
				Soil, waste and vent pipes and fittings shall be solvent weld jointed				

3	3	77		<u>Reducing fittings</u>	H4		
3	3	77		Where fittings have reducing ends or branches they are described as "reducing". In the case of pipes with diameters not exceeding 60mm only the largest end or branch size is given. Should the Contractor wish to use other fittings and bushes or reducers he may do so on the understanding that no claim in this regard will be entertained. In the case of pipes with diameters exceeding 60mm all sizes are given and no claim for extra bushes, reducers, etc will be entertained			
3	3	77		<u>Septic Tanks</u>	H4		
3	3	77		Descriptions of septic tanks shall be deemed to include excavation, bedding and jointing, concrete base slabs, jointing to drains and backfilling, compaction, etc all in accordance with the manufacturer's instructions			
3	3	78		<u>Laying, backfilling, bedding, etc. of pipes</u>	H4		
3	3	78		Pipes shall be laid and bedded and trenches shall be carefully backfilled in accordance with manufacturer's instructions			
				Where no manufacturer's instructions exist pipes shall be laid in accordance with clauses 5.1 and 5.2 of each of the following:			
				SABS 1200			
				L : Medium-pressure pipelines			
				LD : Sewers			
				LE : Stormwater drainage			
				Pipe trenches, etc shall be backfilled in accordance with clauses 3, 5.5, 5.6, 5.7 and 7 of SABS 1200 DB: Earthworks (Pipe trenches)			
				Pipes shall be bedded in accordance with clauses 3.1 to 3.4.1, 5.1 to 5.3 and 7 of SABS 1200 LB: Bedding (Pipes)			
				Unless otherwise described bedding of rigid pipes shall be class B bedding			
3	3	78		<u>WORK GROUP 104</u>	H4		
3	3	78		<u>EARTHWORKS (PIPE TRENCHES)</u>	H2		
3	3	78		<u>Site clearance and removal of topsoil</u>	H3		
3	3	78	1	Clear vegetation and small trees/shrubs within 2m wide strip	m	320	
3	3	78		<u>EXCAVATION</u>	H2		
3	3	78		Excavate in all materials for trenches, backfill, compact and dispose of surplus material for sewers up to 160mm in diameter for depths:	H3		
3	3	78	2	Up to 1.5m	m3	336	
3	3	78	3	Over 1.5m up to 2.5m	m3	0	
3	3	78	4	Over 2.5m up to 3.5m	m3		
3	3	78		<u>Extra-over item (a) above for:</u>	H3		
3	3	78	5	Intermediate excavation	m3	224	
3	3	78	6	Hard rock excavation	m3	17	
3	3	78	7	Excavate and dispose of unsuitable material from trench bottom (provisional)	m3		
3	3	78		<u>Excavation ancillaries</u>	H3		
3	3	78		<u>Make up deficiency in backfill material</u>	H3		
3	3	78	8	From other necessary excavations on site	m3	241	
3	3	78	9	By importation from designated borrow pits	m3		

3	3	78		<u>WORK GROUP 146</u>	H4		
3	3	78		<u>SEWERS</u>	H2		
3	3	78		<u>Supply, lay, joint, bed and test 400KPa Maincore uPVC sewer pipes manufactured to SABS 1601</u>	H3		
3	3	78	10	110mm dia.	m	320	
3	3	78	11	160mm dia.	m	0	
3	3	79		<u>Extra -over uPVC pipe for specials</u>	H3		
3	3	79	12	110mm 90 degree plain bend	m	3	
3	3	79	13	110mm 45 degree plain bend	m	2	
3	3	79	14	110mm 45 degree plain junction	m	1	
3	3	79	15	160mm 90 degree plain bend	m	0	
3	3	79	16	160mm 45 degree plain bend	m	0	
3	3	79	17	160mm 45 degree plain junction	m	0	
3	3	79		<u>MANHOLES</u>	H2		
3	3	79		<u>Supply and construct pre-cast concrete manholes, complete with cover and frame and step irons as per drawings within the following depth ranges (depth measured from invert level to top of the manhole)</u>	H3		
3	3	79		<u>1000mm dia. Manholes</u>	H3		
3	3	79	18	up to 1.5m	No	6	
3	3	79	19	over 1.5m up to 2.0m	No	0	
3	3	79	20	over 2.0m up to 2.5m	No	0	
3	3	79	21	over 2.5m up to 3.0m	No	0	
3	3	79		<u>BEDDING AND BACKFILLING (PIPES)</u>	H2		
3	3	79		<u>Provision of Bedding from Trench Excavation</u>	H3		
3	3	79	22	Selected granular material	m3	115	
3	3	79	23	Selected fill material	m3	192	
3	3	79		<u>SEWER TREATMENT PLANT</u>	H2		
3	3	79		<u>Concrete</u>	H3		
3	3	79	24	Blinding layer, class 15 Mpa/19mm concrete, 75mm thick for all level where reinforced	m2		
3	3	79	25	Concrete for footings/floors/slabs/walls class 25 Mpa / 19mm concrete plus anchor blocks, filling where ordered by the engineer	m3		
3	3	79		<u>Mild steel reinforcement:</u>	H3		
3	3	79	26	Mild steel bars	kg		
3	3	79		<u>High-Tensile Welded mesh</u>	H3		
3	3	79	27	Ref. 617 welded mesh in floor/walls/footing/slab	m2		
3	3	79		<u>Brickwork of NFX bricks in 3:1 cement mortar:</u>	H3		
3	3	79	28	One brick wall including wire ties	m2		
3	3	79	29	Half brick wall including wire ties	m2		
3	3	79		<u>Septic Tank</u>	H3		
3	3	79	30	Construct septic tank with french drain as per specification	Item	1	

3	3	79		Grease Trap	H3			
3	3	79	30	Construct grease trap as per specification	Item	0		
3	3	79		1-4 Cement plaster finished with a wooden trowel on brickwork:	H3			
3	3	79	31	Internal wall plaster	m2			
3	3	79	32	Supply and install 1600mm x 1200mm Galvanized frame and cover for septic tank and grease trap	No	5		
3	3	79		TESTING	H2			
3	3	79	33	Testing drainage pipe system	Item	1		
				SEWER RETICULATION	ST			
3	4	81		SECTION NO. 3				
3	4	81		BILL NO.4				
3	4	81		ROADS AND PARKING				
3	4	81		<u>Preambles</u>	H4			
3	4	81		Model Preambles for Trades 2008 as published by the Association of South African Quantity Surveyors shall apply.				
3	4	81		<u>SUPPLEMENTARY PREAMBLES</u>	H4			
3	4	81		<u>Items, materials or methods</u>	H4			
3	4	81		Items, materials or methods to be used specified by trade names or catalogue numbers are only an indication of the quality required. The use of trade names for items, materials or methods shall also mean - or other approved - on the condition that prior approval is obtained from the architect.				
3	4	81		<u>Excavations</u>	H4			
3	4	81		No claim for rock excavation will be entertained unless the contractor has timeously notified the Quantity Surveyor thereof prior to backfilling				
				"Soft rock" and "Hard rock" shall be as defined in the Model Preambles for Trades 2008				
3	4	81		<u>WORK GROUP 154</u>	H4			
3	4	81		<u>EARTHWORKS (ROADS, SUBGRADE)</u>	H2			
3	4	81		<u>Road-bed preparation and compaction of material to</u>	H3			
3	4	81	1	Minimum of 90% of modified AASHTO maximum density	m3	0		
3	4	81	2	Minimum of 93% of modified AASHTO maximum density	m3	0		
3	4	81		<u>Selected layer compacted to 93% of modified AASHTO maximum density</u>	H3			
3	4	81	3	150mm thick	m3	0		
3	4	81		<u>Extra -over items 8.3.4 and 8.3.5 for excavation and breaking down material in</u>	H3			
3	4	81	4	Intermediate excavation	m3	0		
3	4	81	5	Hard excavation	m3	0		
3	4	81		<u>Cut to spoil or stockpile from</u>	H3			
3	4	81	6	Soft excavation	m3	877		
3	4	81	7	Intermediate excavation	m3	22		
3	4	81	8	Hard excavation	m3	3		
3	4	81	9	Overhaul	m .km	903		

3	4	81		<u>SUBBASE</u>	H2			
3	4	81		<u>Construct the subbase course with material excavated in all materials or from borrow pit</u>	H3			
3	4	81	10	Subbase 150mm thick and compacted to 95% Mod AASHTO density	m3	1 536		
3	4	81	11	Base 150mm thick constructed with Graded crushed stone from commercial source and compacted to 88% of apparent relative density	m3	0		
3	4	82		<u>Process subbase material by the following processes, as relevant, and use in the subbase</u>	H3			
3	4	82	12	Stabilization	m3	1 536		
3	4	82		<u>Stabilizing agent</u>	H3			
3	4	82	13	Ordinary Portland cement	t	44		
3	4	82	14	Lime	t	1		
3	4	82	15	Overbudden	m3	0		
3	4	82		<u>BASE</u>	H2			
3	4	82		<u>Construct the base with gravel material from borrow pits</u>	H3			
3	4	82	16	Base 150mm thick and compacted to 97% Mod AASHTO density	m3	1 035		
3	4	82		<u>Process base material by the following processes, as relevant and use in base</u>	H3			
3	4	82	18	Stabilization	m3	1 035	R 45.00	R 46 575.00
3	4	82		<u>Stabilizing agent</u>	H3			
3	4	82	19	Ordinary Portland cement	t	75		
3	4	82	20	Lime	m			
3	4	82		<u>SEGMENTED PAVING</u>	H2			
3	4	82		<u>Provision of edge Restraints</u>	H3			
3	4	82	21	Cast in-situ edging, 200 x 150mm thick Class 25/19 concrete on curves and on straights	m	450		
3	4	82		<u>Construction of paving complete</u>	H3			
3	4	82	22	Supply and lay 60mm thick segmented paving blocks with 20mm sand (Assembly and walkways)	m2	2 780		
3	4	82	23	Supply and lay 80mm thick segmented paving blocks with 20mm sand	m2	670		
3	4	82	24	Cutting units to fit edge restraints (straight, raking, or circular cutting)	m	0		
3	4	82	25	Allow for soil poisoning	m2	3 450		
3	4	82		<u>KERBING AND CHANNELING</u>	H2			
3	4	82	26	Precast concrete kerbs 280 x 180 x 140 semi-mountable Figure 7	m	420		
3	4	82	27	Precast concrete kerbs Figure 5	m	338		
3	4	82		<u>TESTING OF FILLING MATERIAL AND COMPACTION</u>	H2			
3	4	82		<u>GENERAL</u>	H4			
3	4	82		The following tests are to be carried out when and only if required by the Architect/Engineer				
3	4	82		The letters S M T M, as used in the following descriptions refer to the publication, Standard Methods of Testing Materials and Specification, of the Department of Transport				

3	4	82	28	Allow for testing of approved filling material in an approved laboratory according to S M T M method No A7, to establish the 100% modified AASHTO density thereof	Item	1			
3	4	82	29	Allow for testing of density of compacted filling under roads, etc. by means of the Sand Replacement Method according to S M T M method No A10(a)	Item	1			
BREAKING UP EXISTING PAVEMENT LAYERS									
3	4	83		Excavating and removing existing bituminous material					
3	4	83		(a) Material intended for recycling with the average depth of excavation					
3	4	83	30	(ii) Exceeding 30mm but not exceeding 60mm	m2	0			
3	4	83	31	Excavating and spoiling material from an existing pavement and /or the underlying fill:					
3	4	83		(b) Cemented material	m ³	0			
3	4	83	32	Excavating material from an existing pavement and /or underlying fill in restricted areas					
3	4	83		(a) Extra over item 38.01 for bituminous material excavated separately	m2	Rate Only			
3	4	83		(b) Extra over item 38.04 for other existing pavement					
3	4	83	33	(ii) Cemented material	m ³	Rate Only			
3	4	83		Sawing or cutting asphalt or cemented pavement layers					
3	4	83	34	(a) Sawing asphalt	m2	0			
3	4	83	35	Backfilling of excavations for patching with					
3	4	83		(a) Chemically stabilized base for a patch with a surface area					
3	4	83	36	(i) Not exceeding 5m2	m ³	0			
				(ii) Exceeding 5m2 but not 100m2	m ³	0			
3	5	85		Compacting the floor of excavations for patching	m2	0			
3	5	85		STABILIZATION					
3	5	85		Chemical stabilization extra over unstabilized compacted layers:					
3	5	85		(a) Base layer, 150mm thick	m ³	0			
				Chemical stabilizing agent:					
3	5	85		(a) Ordinary portland cement	t	0			
				(b) Slaked road lime	t	Rate Only			
3	5	85		Provision and application of water for curing	kl	0			
3	5	85		PRIME COAT					
				Prime coat:					
3	5	85		(a) MC-30 cut back bitumen	litre	0			
				(b) MSP1	litre	Rate Only			
3	5	85		Aggregate for blinding	m ²	Rate Only			
3	5	85		Extra over item 41.01 for applying the prime coat in areas accessible only to hand held equipment	litre	0			
3	5	85		ASPHALT PAVEMENTS AND SEALS					
3	5	85		Asphalt surfacing (60/70 penetration grade bitumen)					
3	5	85		(a) Medium continuously graded asphalt					
				(i) Thickness -30mm	m ²	0			

3	5	85		Rolled in chippings (9.5mm)				
3	5	85		(a) in surfacing	t		Rate Only	
3	5	85		Tack coat of 30% stable grade emulsion	litre		0	
3	5	85	1	ROADS AND PARKING	ST			
3	4	81		SECTION NO. 3				
3	4	81		BILL NO.5				
3	4	81		STORMWATER DRAINAGE				
				<u>Preambles</u>		H4		
3	5	85		Model Preambles for Trades 2008 as published by the Association of South African Quantity Surveyors shall apply.				
3	5	85	2					
3	5	85	3	<u>SUPPLEMENTARY PREAMBLES</u>		H4		
				<u>Items, materials or methods</u>		H4		
3	5	85		Items, materials or methods to be used specified by trade names or catalogue numbers are only an indication of the quality required. The use of trade names for items, materials or methods shall also mean - or other approved - on the condition that prior approval is obtained from the architect.				
3	5	85	4					
3	5	85	5	<u>Concrete pipes</u>		H4		
3	5	85		Pipes shall be jointed with ogee joints with rubber collars or socket and spigot joints with rubber rings				
3	5	85		<u>Wire gratings</u>		H4		
3	5	85	6					
3	5	85		Descriptions of gutter outlets, etc shall be deemed to include wire balloon gratings				
3	5	85	7	<u>Exposed concrete surfaces</u>		H4		
				Exposed surfaces of concrete stormwater channels, cover slabs, inspection eve marker slabs, gully tops, cleaning eye tops, catchpits, inspection chambers, etc shall be finished smooth with plaster				
3	5	85	8					
3	5	85	9	<u>WORK GROUP 104</u>		H4		
3	5	86	10	<u>EARTHWORKS (OPEN CHANNEL)</u>		H2		
				<u>EXCAVATION</u>		H3		
3	5	86		Excavate in all materials for trenches, backfill, compact and dispose of surplus material for stormwater channel	m3		365	
3	5	86	11					
3	5	86	12	<u>Extra-over item (a) above for:</u>		H3		
				Intermediate excavation	m3		164	
3	5	86		Hard rock excavation	m3		55	
				<u>BEDDING AND BACKFILLING</u>		H2		
3	5	86	13	<u>Provision of Bedding from Trench Excavation</u>		H3		
3	5	86	14					
3	5	86	15	Selected granular material for bedding	m3			
3	5	86		Selected fill material and backfilling	m3			
3	5	86						
3	5	86		<u>WORK GROUP 146</u>		H4		
3	5	86		<u>CONCRETE AND REINFORCEMENT</u>		H4		
				Blinding layer, class 15 Mpa/19mm concrete, 75mm thick for all level where reinforced	m2		325	
				Concrete for footings/floors/slabs/walls class 25 Mpa / 19mm concrete plus anchor blocks, filling where ordered by the engineer	m3		33	
3	5	86	16					

				<u>High-Tensile Welded mesh</u>	H3			
3	5	86	17	Ref. 245 welded mesh in floor slab	m2	325		
				Ref. 617 welded mesh in floor slab	m2			
				Mild steel bars	kg			
3	5	86						
3	5	86	18	<u>CONCRETE PIPES</u>	H4			
				<u>Supply, lay and bed pipes complete with couplings</u>	H3			
				450mm Diameter C50	m	60		
				600mm Diameter C50	m	20		
3	5	86						
3	5	86		<u>Supply and lay RS40 Grating Unbanded and Banded Rectagrid or similar approved Grid for Storm water drainage</u>	H3			
3	5	86	19	2 400 x 1 200 x 50 x 4.5mm RS40 Grating Unbanded Bitumen	No	2		
				1 000 x 500 x 50 x 4.5mm RS40 Grating Banded Bitumen	No	1		
				Supply and install 60 x 60 x 6mm Angle Iron cast into concrete	m	6		
3	6	88						
3	6	88		<u>SURFACE V-CHANNELS</u>	H2			
3	6	88		<u>In-situ 20 MPa/19mm Concrete open stormwater channels finished on all exposed surfaces with woodfloat finish and with angles rounded, cast in approximately 2m lengths with construction joints and expansion joints formed with Flexcell joint filler and sealed with bitumastic joint sealant at 6m intervals, including all formwork, moulds, shallow excavations and filling and laying to falls</u>	H3			
3	6	88						
3	6	88						
3	6	88		V-shaped channel 1200mm wide, 105mm (average) thick and 50 mm deep (concrete = 0,10 m /m) next to existing wall and including the forming of an expansion joint with the existing wall formed with Flexcell joint filler and sealed with bitumastic joint sealant	m	280		
3	6	88		Extra over 900 x 50mm deep stormwater channel for bends, junctions, ends, etc	No			
3	6	88		<u>Stormwater outlet spreader, culvert headwall, etc.</u>	H3			
3	6	88		Concrete 20MPa/19mm in spreader outlet 2,0m long and x 2,0m wide at open end with 100 x 50mm projecting kerbs along both sides and bricks cast in at 300mm centres and 150mm apart to project 50mm above 75mm concrete surface bed, including all necessary shallow excavations, formwork and finishing with a wood float	No	1		
3	6	88	1					
3	6	88						
3	6	88		<u>STONE PITCHING</u>	H2			
3	6	88		<u>Stone pitched of approximately 150mm diameter river stones tightly packed including preparation of ground surface under, top soil filling and planted with grass</u>	H3			
3	6	88		150mm Thick lining to open ends of outfall spreaders, ditches, etc.	m2	120		
3	6	88		STORMWATER DRAINAGE	ST			
3	6	88	2	SECTION NO. 3 BILL NO.6 FENCING AND LANDSCAPING				
3	6	89		<u>Preambles</u>	H4			
3	6	89		Model Preambles for Trades 2008 as published by the Association of South African Quantity Surveyors shall apply.				
3	6	89	3					
3	6	89	4	<u>SUPPLEMENTARY PREAMBLES</u>	H4			
3	6	89	5	<u>Items, materials or methods</u>	H4			
3	6	89	6	Items, materials or methods to be used specified by trade names or catalogue numbers are only an indication of the quality required. The use of trade names for items, materials or methods shall also mean - or other approved - on the condition that prior approval is obtained from the architect.				
3	6	89						
3	6	89	6					

				WORK GROUP 124	H4			
3	7	92	1	GALVANIZED STEEL PALISADE FENCING	H2			
3	7	92	2	<u>Palisade fencing, consisting of 75 x 75 x 4mm posts with</u>	H3			
3	7	92	3	<u>230 x 230mm foot plate welded on, 50 x 50 x 5mm angle</u>				
3	7	92	4	<u>section top and bottom rail, filled in with 40 x 40 x 4mm</u>				
3	7	92	5	<u>spear pales at 125mm centres. Posts to be spaced at 3.0m</u>				
3	7	92	6	<u>and cast in 600 x 600 x 800mm class C concrete bases on</u>				
3	7	92	6	<u>600 x 600 x 150mm selected fill and with 200 x 200mm</u>				
3	7	92	6	<u>Class C concrete ground beam along full length of fence</u>				
				Supply and install 2400mm high fencing	m			
				Supply and install 2100mm high fencing	m			
				Supply and install 1800mm high fencing	m	1 340		
				<u>Gates formed of 50 x 75mm rectangular hollow section</u>	H3			
				<u>frame with two horizontal braces and filled in with 10mm</u>				
				<u>diameter solid vertical bars at 92mm centres complete with</u>				
				<u>two 254 x 40 x 5mm hook and band hinges with flange built</u>				
				<u>into wall, barrel bolt to receive padlock, and vertical</u>				
				<u>extension 600mm long with 6 tying holes for and including</u>				
				<u>barbed wire, all as detailed on drawing 107 attached as</u>				
				<u>annexure.</u>				
				Double pedestrian gate 1780mm wide x 2400mm high with 254	No	1		
				x 40 x 5mm hook and band hinges with flange built into walls,				
				barrel bolt, and 600mm vertical extensions for razor wire coil				
				(Gate type G6)				
				Double gate 2890mm wide x 1915mm high with 254 x 40 x	No			
				5mm hook and band hinges with flange built into walls and				
				barrel bolt (Gate type G7)				
				Sliding gate 6000m wide x 2454mm high complete with rollers	No	1		
				and v-track including 600mm extension on top for razor wire				
				coil (Gate type G8)				
				FENCING AND LANDSCAPING	ST			
				SUMMARY				
				Bulk Earthworks	Page	-72-		
				Water Supply	Page	-76-		
				Sewer Reticulation	Page	-80-		
				Roads and Parking	Page	-84-		
				Stormwater Drainage	Page	-87-		
				Fencing	Page	-91-		
				TOTAL	ST			


**LIMPOPO DEPARTMENT OF EDUCATION
DEMOLITIONS, REFURBISHMENT AND ADDITIONS AT
NKGONYELETSE SECONDARY SCHOOL**

Section No	<u>FINAL SUMMARY</u>	Page No	Amount
1	PRELIMINARIES AND GENERAL	1/29	
2	4 SEATER ENVIROLOO TOILET BLOCK X 3	2/41	
3	MEDIUM ADMINISTRATION BLOCK	3/40	
4	6 SEATS WATERBORNE TOILET BLOCK	4/38	
5	RENOVATION (12 ENVIROLOOS & 23 CLASSROOMS)	5/42	
6	PROVISIONAL SUMS	6/6	
	Sub- Total (PART A - MAIN BUILDING WORKS)		R
	<u>PART B - ELECTRICAL AND MECHANICAL WORK</u>		
	TENDER AMOUNT CARRIED OVER FROM PART B (ELECTRICAL AND MECHANICAL WORK)	Item	
	<u>PART C - CIVIL WORK</u>		
	TENDER AMOUNT CARRIED OVER FROM PART C (CIVIL WORK)	Item	
	Sub- Total - BUILDING COSTS		R
	<u>CONTINGENCY ALLOWANCE TO THE CONTRACT</u>		
	<u>Contingencies:</u>		
	Allow an amount of R1 500 000.00 (One Million Five Hundred Thousand) for contingency allowance to the contract ,to be used at the discretion of the Employer and deducted in whole or in part if not required.	Item	
	Carried Forward		R

**LIMPOPO DEPARTMENT OF EDUCATION
DEMOLITIONS, REFURBISHMENT AND ADDITIONS AT
NKGONYELETSE SECONDARY SCHOOL**

Section No	<u>FINAL SUMMARY</u>	Page No		Amount
	Brought Forward		R	
	<u>Inflation:</u>			
	Allow an amount of R1 600 000.00 (One Million Six Hundred Thousand) for price adjustment for inflation.	Item		
	Sub- Total Excluding VAT		R	
	Tax		R	
	Carried to Form of Tender		R	

PART C3 SCOPE OF WORKS



PART C3.1: SPECIAL NOTES TO BIDDERS

The following special conditions are for compliance and attention to bidders:

- 1.1. LDPWR&I reserve the right to call interviews with short-listed bidders before final selection.
- 1.2. LDPWR&I reserve the right to conduct supplier due diligence prior to final award or at any time during the contract period. This may include surprise site visits.
- 1.3. LDPWR&I reserve the right to appoint the bidder that proves to be fully capable and qualified to handle and execute the job.
- 1.4. The proposals submitted must be in line with the detailed specification.
- 1.5. LDPWR&I reserve the right to cancel or withdraw this bid if:
 - i. Due to changed circumstances, there is no longer a need for this services; or
 - ii. Funds are no longer available to cover the total envisaged expenditure; or
 - iii. No acceptable bids are received; or
 - iv. There is a material irregularity in the Bid process.
- 1.6. In the case of sub-contracting or joint venture agreement, LDPWR&I will enter into a single contract with the principal bidder.
- 1.7. Bidders who are not registered on Central Supplier Database (CSD) must register before submission of bids.
- 1.8. Any completion of the bid document in pencil or erasable ink will not be acceptable and will automatically disqualify the submitted bid.
- 1.9. Successful bidder will be required to sign and enter into a formal contract upon the award.
- 1.10. Notwithstanding shortcomings and/or inconsistencies, if any, in this specification, which is only a minimum specification, a bidder shall make provision for a complete solution that will deliver the required service efficiently and cost-effectively.
- 1.11. Bid documents must be submitted physically to the closing address as reflected on the Request for Quotations/Tender.
- 1.12. Quotations received after the closing date and time will not be accepted for consideration.
- 1.13. This request for bid document contains confidential information about LDPWR&I, which has been provided to supply potential bidders with the data necessary to provide a holistic response.
- 1.14. No part of the contents may be used, copied, disclosed or conveyed in whole or in part to any party, in any manner whatsoever without the prior written permission of LDPWR&I.
- 1.15. Any reproduction or transmission of information contained in this document except for the sole purpose of responding to this bid is strictly prohibited.
- 1.16. References to LDPWR&I must not be made in any literature, promotional material, and brochures or sales presentations without the express written consent of LDPWR&I.




PART C3.2: OHS SPECIFICATIONS



LIMPOPO
PROVINCIAL GOVERNMENT
REPUBLIC OF SOUTH AFRICA

DEPARTMENT OF
**PUBLIC WORKS, ROADS
AND INFRASTRUCTURE**

PART C4 SITE INFORMATION



C4.1 DRAWINGS

ISSUED FOR TENDER



	BOYS	GIRLS	TOTAL
GRADE 08	45	26	71
GRADE 09	38	39	77
GRADE 10	41	32	73
GRADE 11	32	47	79
GRADE 12	47	36	83
TOTAL NO. LEARNERS			383
TOTAL OF EDUCATORS			13

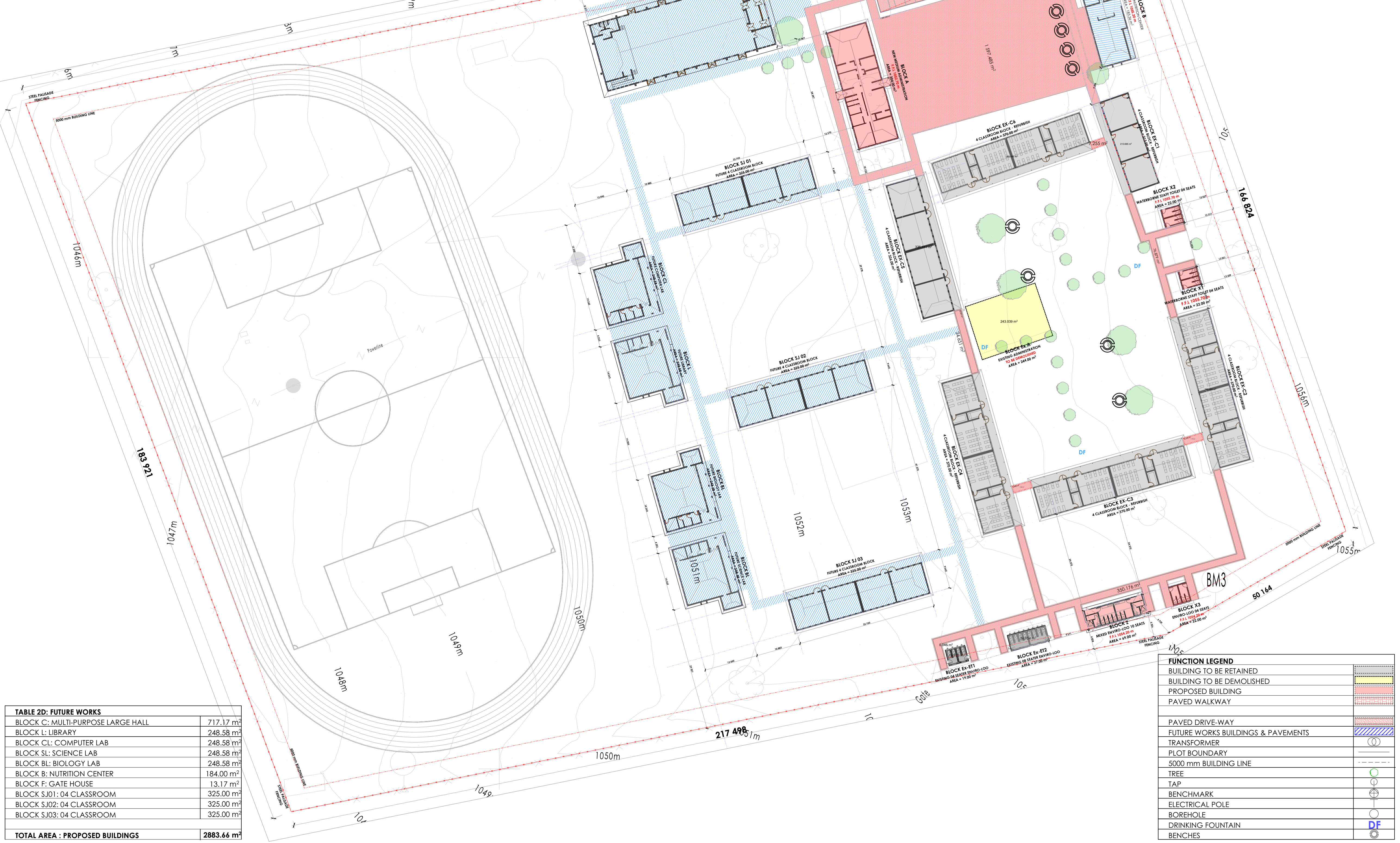
BLOCK EX-C1: 3 CLASSROOM BLOCK	213.00 m ²
BLOCK EX-C2: 4 CLASSROOM BLOCK	370.00 m ²
BLOCK EX-C3: 4 CLASSROOM BLOCK	370.00 m ²
BLOCK EX-C4: 4 CLASSROOM BLOCK	370.00 m ²
BLOCK EX-C5: 4 CLASSROOM BLOCK	370.00 m ²
BLOCK EX-C6: 4 CLASSROOM BLOCK	326.00 m ²
BLOCK EX-T1: 4 SEAT ENVIRO-LOO	22.00 m ²
BLOCK EX-T2: 8 SEAT ENVIRO-LOO	46.00 m ²
TOTAL AREA : EXISTING BUILDINGS FOR REFURB	2 087.00m²

BLOCK A: ADMINISTRATION BLOCK	304.00 m ²
BLOCK X 01: 04 SEAT WATERBORNE STAFF TOILET	22.00 m ²
BLOCK X 02: 04 SEAT WATERBORNE STAFF TOILET	22.00 m ²
BLOCK X 03: 04 SEAT ENVIRO-LOO	22.00 m ²
BLOCK Z: 10 SEAT ENVIRO-LOO TOILET	68.00 m ²
TOTAL AREA : PROPOSED BUILDINGS	438 m²

SANS 10400 CLIMATIC ZONE	ZONE 2
SANS 10400 BUILDING CLASSIFICATION	A3
TOTAL AREA OF EXISTING BUILDINGS	2,563.00 m ²
TOTAL AREA OF BUILDINGS TO BE DEMOLISHED	243.00 m ²
TOTAL AREA OF PROPOSED WALKWAYS	1809.68 m ²
TOTAL AREA OF DRIVEWAY & PARKING	622.50 m ²
TOTAL PARKING PROVISION	16 BAYS
TOTAL PLOT AREA	48,455.9 m ²
TOTAL PLOT PERIMETER	1089.9 m
PLOT AREA COVERAGE	6.05 %

BLOCK EX-A : EXISTING ADMINISTRATION BLOCK	243.00 m ²
TOTAL AREA OF BUILDINGS TO BE DEMOLISHED	243.00 m²

TOTAL NUMBER FOR ALL CURRENTLY PROVIDED CLASSROOMS	22
TOTAL NUMBER FOR ALL REFURBISHED CLASSROOMS	22
TOTAL NUMBER FOR ALL NEW CLASSROOMS	0



BLOCK C: MULTI-PURPOSE LARGE HALL	717.17 m ²
BLOCK L: LIBRARY	248.58 m ²
BLOCK CL: COMPUTER LAB	248.58 m ²
BLOCK SL: SCIENCE LAB	248.58 m ²
BLOCK BL: BIOLOGY LAB	248.58 m ²
BLOCK B: NUTRITION CENTER	184.00 m ²
BLOCK F: GATE HOUSE	13.17 m ²
BLOCK SJ01: 04 CLASSROOM	325.00 m ²
BLOCK SJ02: 04 CLASSROOM	325.00 m ²
BLOCK SJ03: 04 CLASSROOM	325.00 m ²
TOTAL AREA : PROPOSED BUILDINGS	2883.66 m²

BUILDING TO BE RETAINED	[Red outline]
BUILDING TO BE DEMOLISHED	[Red hatched]
PROPOSED BUILDING	[Blue hatched]
PAVED WALKWAY	[Red hatched]
PAVED DRIVE-WAY	[Blue hatched]
FUTURE WORKS BUILDINGS & PAVEMENTS	[Blue hatched]
TRANSFORMER	[Circle with T]
PLOT BOUNDARY	[Dashed line]
5000 mm BUILDING LINE	[Dashed line]
TREE	[Green circle]
TAP	[Circle with T]
BENCHMARK	[Circle with B]
ELECTRICAL POLE	[Circle with E]
BOREHOLE	[Circle with B]
DRINKING FOUNTAIN	[Circle with F]
BENCHES	[Circle with B]

[Red outline]	NEW WALLS
[Red hatched]	EXISTING WALL TO BE RETAINED
[Red hatched]	EXISTING WALL TO BE DEMOLISHED
[Blue hatched]	NEW FIXTURES & FITTING TO BE INSTALLED
[Red dashed]	ITEMS IN RED AND (OR) DASHED LINES ARE TO BE REPAIRED AND (OR) REPLACED

NOTES
 ALL DIMENSIONS ARE IN MILLIMETERS UNLESS OTHERWISE STATED
 DIMENSIONS TO BE READ, NOT TO SCALED FROM THIS DRAWING
 CONTRACTORS TO CONFIRM ALL DIMENSIONS ON SITE BEFORE CONSTRUCTION COMMENCES & ANY DISCREPANCY TO BE REPORTED TO THE PROJECT ARCHITECT

CEILING FINISH	C	FLOOR FINISH	F
WALL FINISH	W	WALL SKIRTING FINISH	S

DISCIPLINE	SIGN	DATE
CLIENT		
PLAN EXAMINER		
FIRE CONTROL		
ENVIRONMENTAL		
ROADS STORMWATER		
WATER & SANITATION		

REV. NO.	DATE	DESCRIPTION
0	OCT 21	FIRST ISSUE FOR TENDER

LIMPOPO
 PROVINCIAL GOVERNMENT
 REPUBLIC OF SOUTH AFRICA

DEPARTMENT OF
PUBLIC WORKS, ROADS & INFRASTRUCTURE
 INSTITUTION

NKGONYELETSI SECONDARY - 924 642 329

RESTORATIVES, REPAIRS & ADDITIONS
 CONTRACT - SECTION

DOCUMENTATION & PROCUREMENT
 DISCIPLINE: **ARCHITECTURAL** 4
 WORK DESCRIPTION - SUB DIVISION: **STAGE 04 ARCHITECTURAL**
 DRAWING DESCRIPTION: **SITE PLAN**

DRG. No.	100-00	01	ITEM No.
DESIGN	SMTN	SMIN	DRAWN
SCALE	AS SHOWN	T.M	CHECK

DATE	NAME	SIGN	PR. NUMBER
NOV 2019	T. MANYADZA		PrArch 43981757

DRAWING CO-ORDINATED

CONSULTANT
TECTURA - INTERNATIONAL!

ALSO IN NAIROBI, KENYA AND GABORONE, BOTSWANA

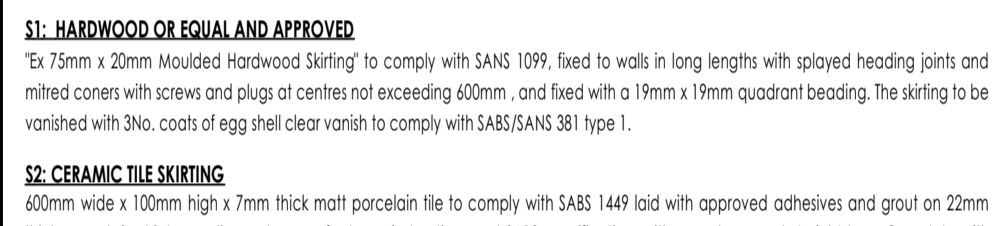
CAD SYSTEM	AUTOCAD	FILE NAME	
SIZE	PROJECT NUMBER	REV	
A1	LDPW - PROF/16002/D16	0	

FINISHES LEGEND

- FLOORS:**
 - F1: PORCELAIN TILES - MATI (Conservative Resistant & Anti-Slippery)**
450x450 11.5mm kiln-fired floor tile or similar approved by architects, fixed with adhesive, painted with finished waterproof jointing compound. Grouting to be grey. Tiles should have expansion joint and aluminium edging strip.
 - F2: PORCELAIN TILES - MATI**
450 x 450 11mm thick matt porcelain tile to comply with SABS 1449 laid on approved pattern by an approved specialist to comply with SABS 1107 and approved adhesives and grout on screeds. With Thickness/Specification in strict compliance to manufacturers instructions and SABS specification. Filings to include, ribbed angle tiles where there is change of level & Movement Joints of 6mm Wide With Patent Aluminium Movement Joints Strips Consisting Of Synthetic Fibre Inserts Installed At Intervals As Per Manufacturer's Instruction. Colour and pattern to architects approval.
 - F3: CARPETILES**
500mm x 500mm x 1005 PFX staple fibre carpet tiles to Comply With SABS 1419 (heavy commercial) consisting of fibres set out on waterproof vinyl backing and to comply with EN 1307 'Wear Class 4' heavy duty, laid with approved adhesive on 30mm thick concrete screeds in strict compliance with manufacturer's instructions. Carpet tiles to conform to BS 4790 on fire rating, and DIN S4824 on wa test and 500 body test at less than 26v at 25% RH on static electricity. Colour and pattern to architects approval.
 - F4: CEMENT SAND SCREED**
30mm thick polished cement sand screed with 13mm Stone Nomral aggregate for Topping to comply with SABS 1083 at latest revision for concrete.
 - F5: EXTERIOR MULTI COLOURED CONCRETE INTERLOCKING PAVERS**
65mm thick multi-coloured concrete pavers laid on sand bedding to civil/architectural engineer's specification in approved pattern and compacted to approval and grouted in strict accordance to manufacturer's specifications. All to be manufactured and installed in strict accordance to SABS 1058 at latest Revision.
 - F6: GRANITICUS FINISH**
22 mm thick unsealed Granitolic finish composed of one part cement, one part fine sand, two parts coarse sand and one part granite that would pass through a 5mm mesh sieve laid by specialist in panels not exceeding 10m², divided with approved brass dividing strips. All to be manufactured and installed in strict compliance to the latest SABS approved standards. Colour, pattern and aggregate size to architects approval.
 - F7: INTERLOCKING PAVERS (RIGID PAVING/VEHICULAR WAYS)**
220mm x 175mm x 50 mm thick concrete interlocking pavers, 25 mpa, manufactured to SABS spec 1058, laid on sand bedding to civil/architectural engineer's specification to a 'herringbone' pattern to the Architect's approval.
 - F8: SEMI FLEXIBLE VINYL SHEETING (CORROSION RESISTANT/ANTI-SLIPPERY)**
2.5mm Thick Heavy Traffic Use, Conservative Resistant & Anti-Slippery Vinyl Semi-Flexible To Comply With SABS 584. With Static Dissipative Properties Throughout Thickness, Engineered for ESD or I/O (Anti-static) Protection Vinyl Sheet. Laid on Self Levelled Smooth Screed glued with conductive adhesive to SABS 070 or Latest Revision In Accordance To Manufacturer's Instructions And Installed By Approved Specialist. Joints Shall be Welded as Per Manufacturer's Specifications With No more than 2mm Gap. Clean & Polix Floor In Compliance With SABS 1042, Colour To Architect Approval On Sample Presentation. Contractor to provide Certificate of Static Current Conductivity, Contractor to provide Certificate of Static Current Conductivity, Conservative resistant & Anti-Slippery.
- F9: GRAVEL FINISH ON SAND LAYER**
32mm Gravel On Compacted Sand Layer Base as Per PFE Details installed in All Duct Chambers Accommodating Sanitary Services.
- SKIRTING:**
 - S1: HARDWOOD OR EQUAL AND APPROVED**
15x 25mm x 20mm Moulded Hardwood Skirting to comply with SABS 1099, fixed to walls in long lengths with splayed heading joints and mitred corners with screws and plugs of centres not exceeding 400mm, and fixed with a 19mm x 19mm quadrant bedding. The skirting to be varnished with 3No. coats of egg shell clear varnish to comply with SABS/SANS 381 type 1.
 - S2: CERAMIC TILE SKIRTING**
600mm wide x 100mm high x 7mm thick matt porcelain tile to comply with SABS 1449 laid with approved adhesives and grout on 22mm thick concrete in strict compliance to manufacturers instructions and SABS specification, with cone base and thigh top. Complete with corner and top trims. Filings to include, ribbed angle tiles where there is change of level. Colour and pattern to architects approval.
 - S3: CEMENT SAND SCREED**
75 mm high x 20 mm thick hardened cement sand screed skirting covered at 50 mm dia. to form a continuous joint with the adjoining screed floor finish to FA's approval. All to be manufactured and installed in strict compliance With SABS 1083 (or latest revision).
- WALL FINISHES:**
 - F1: FACE BRICK**
FACX face brick in common running bond to comply with SABS 227 and forming part of the structural work.
 - F2: EMULSION (PVA) PAINT - FULL HEIGHT**
2 No. coats of PVA matt finish emulsion primer to SABS 1584 applied on plastered surface primed and with 1 no. coat undercoat to SABS 681 grade, in accordance to manufacturer's instructions.
 - F3: ENAMEL PAINT**
2 no. coats matt (egg shell) finish alkyd (enamel) paint to SABS 630, type 2 applied on plastered surfaces with 1 no coat alkali resistant primer to SABS 1416 and 1 no. coat undercoat to SABS 681 grade, in accordance to manufacturer's instructions.
 - F4: GLAZED CERAMIC WALL TILES (ENAMEL PAINT COMB)**
Combination of 600mm wide x 300mm x 7mm thick high glazed ceramic tiles To Specification "R3", laid on 15 mm thick plaster prepared to receive wall files fixed with approved adhesives and grout in compliance to manufacturer's specifications and government standard specifications laid from finish floor level to window level AND ENAMEL paint to specification "R2" To Comply with SABS 630 or latest revision applied from 2100 mm above finished floor level to ceiling height all in strict compliance to manufacturer's instructions. All to be manufactured and installed in strict compliance to the latest SABS Standards.
 - F5: CERAMIC WALL TILES - FULL HEIGHT**
600mm x 300mm x 7mm thick high glazed ceramic tiles to Comply with SABS 22 at latest revision, laid on 15 mm thick plaster prepared to receive wall files fixed with approved adhesives and grout in compliance to manufacturer's specifications and government standard specifications. Tiles to be laid to full ceiling height. All to be manufactured and installed in strict compliance SABS 22 standard. All to be manufactured and installed in strict compliance SABS 22 standard.
- CEILING AND CORNICE:**
 - C1: 7mm GYPSUM BOARDS FINISH PLASTERED CEILINGS OR EQUAL AND APPROVED**
"TopCoat Classic" gypsum plasterboard ceiling, EQUAL & APPROVED consisting of 1 layer Gyproc RhinoBoard 9mm (locally manufactured, ISO 9001 & 14001 certification, recycled paper content), EcoSpecifier listing fixed to timber branding installed at maximum 300mm centres using Gyproc RhinoBoard Snap Point Grabber Screws 32mm at maximum 150mm centres. Apply, Gyproc RhinoTape to all joints and skim the ceiling using Gyproc RhinoTape.
 - C2: FIBRE CEMENT BOARDS (H-JOINTED)**
6mm thick GyprocAl Prestige 5' fibre cement ceiling boards or EQUAL & APPROVED consisting of 1 layer Gyproc RhinoBoard 9 mm (locally manufactured, ISO 9001 & 14001 certification, recycled paper content), EcoSpecifier listing, non-combustible to SANS 10177:5 fixed to Ek 38mm x 50mm timber branding installed at maximum 400mm centres using Gyproc RhinoBoard Snap Point Grabber Screws 32mm at maximum 150mm centres with all necessary accessories, finished with 3 No. coats of super PVA external quality paint colour to PA's approval. Gyproc RhinoTape to all joints and skim the ceiling using Gyproc RhinoTape.
 - C3: PARTIALLY SUSPENDED ACOUSTIC TILES OR EQUAL AND APPROVED**
1200mm x 600mm x 15mm Gyproc Celotex P11 Fibrous or Fire Rated OR EQUAL & APPROVED laid into Dorn ceiling grid and secured into place using Dorn Hold Down Clips @ 200mm c/c. Dorn Wall Angle M6 fixed to the perimeter wall using fixings at 300mm centres. Dorn T38 Main Tees @ 4mm thickness, 215mm g/gw, coating, locally manufactured, recycled content, ISO 9001 & 14001 certification at 1200 centres & Dorn T38V (1200 long) Cross Tees at 600 centres. Supports main tees @ 1200mm c/c using Dorn Hanger Strap 19mm suitably fixed to the building structural members. Dorn Galvanized Hanger Strap 19mm at maximum 150mm on both sides of the fire notch. All fire notches to be in line. Suspend all full length 1200 Cross Tees at their mid-point using Dorn Hanger Strap 19mm suitably fixed to the building structural members. All to comply with latest SANS 803 including all necessary accessories and installed in strict accordance to manufacturer's specifications.
 - C4: EMULSION (PVA) PAINT OR EQUAL AND APPROVED**
Emulsion (PVA) Paint on Skimmed Plastered Stoat 3No. coats of PVA emulsion ceiling paint to latest SANS 1584 approved on 6mm thick light weight hemi-hydrate gypsum plaster on concrete slab soffits.
- ROOF COVERING AND INSULATION:**
 - F1: FIBROSEED ROOFING SHEET (TWO SIDES)**
Roofing Sheets: 1.50mm Thick concealed fixing roofing sheets manufactured from roll-formed from certified steel, complying with ISO 5593 (ETB). The profile shall have three trapezoidal ribs at 200mm centering giving a net cover of 456mm. The rib height shall be 41mm and provide cavity drainage. The mids to shall have three rows of 28mm centres to ensure a positive double interlocking action at 90-degree. Each panel shall incorporate two stiffener ribs. Profiled roofbeams to be coated on both sides with "Global Coat" or "Chromalok Colour" and laid on structural timber/steel structure incorporating all necessary accessories such as fixings and dove clips in strict compliance to manufacturer's instructions.
Insulation: SHALL EITHER BE: 1. where there are acoustic ceilings suspended below, a heavy duty Aluminium insulation foil that is installed AND 2. where the steel work is exposed, a 50mm "Tactoboard" manufactured from noncombustible glass fibres and thermo-setting resin binder supplied under 2400mm x 1200mm and 80kg/m³ and finished with white meltable top.
Galvanized Steel (GI) Gutter: 150mm wide x 100mm Deep x 10mm Eaves Gutter of Commercial Grade Steel With Class Z175 Galvanizing to Comply With SABS 934 or latest Revision Fixed To Painted Fibre Cement Facia Board Together with standard accessories discharging into Rainwater Downpipes.
Downpipes: 110 x 110 x 0.8mm Thick Commercial Grade Galvanized Steel Sheet With Class Z175 Galvanizing To Comply With SABS 934 or Latest Revision to be built into walls or cast in concrete columns fixed to brickwork or steel including brackets and self-lapping screws to Manufacturer's Installation instructions.
Facia board: 150 x 10 mm Fibre Cement Facia/Barge Board, Screw Fixed to Tuss Ends & Counter Bolted With Counter-sunk Brass Screws. Prepare & Apply One Universal Undercoat & Two Coats Super Acrylic P.V.A.

EXTERIOR DOOR

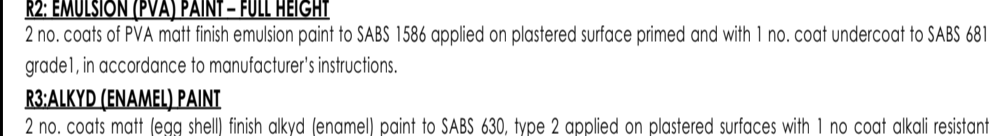
QUANTITY	02	BURGLAR DOOR (SINGLE)	QUANTITY	02	INTERIOR DOOR	QUANTITY	04
DOOR DESCRIPTION	813 x 2032 x 44 mm THICK HEAVY DUTY EXTERIOR QUALITY HORIZONTALLY SLATED DOUBLE SIDED SAIGONA DOOR FITTED TO COMPLY WITH SABS 545 EXTERIOR GRADE OR LATEST REVISION.	DOOR DESCRIPTION	PAINTED GALVANISED MILD STEEL GATE CONSISTING OF 10 x 10 mm MILD STEEL BARS PLACED AT 100 mm CENTRES AT A 90° ANGLE, INCLUDING SECURITY MESH. COLOUR TO ARCHITECTS SPECIFICATION TO COMPLY WITH SABS 481, GRADE II; AND FINISH WITH TWO COATS ALKYD EGG-SHELL PAINT TO COMPLY WITH SABS 480.	DOOR DESCRIPTION	813 x 2032 x 44 mm THICK INTERIOR GRADE FLUSH HOLLOW CORE SINGLE TIMBER DOOR WITH 3mm PLY ON BOTH SIDES WITH 2 CONSOLIDATED EGGS-FIDGES TO COMPLY WITH SABS 545 IN PRESSED STEEL FRAME. ALL PAINTED TO ARCHITECTS COLOR SCHEDULE.		
FRAME	STANDARD 1.6 mm IN DOUBLE BEBATE PRESSED MILD STEEL DOOR FRAME WITH WALL MATCHING PROFILE IN COMPLIANCE WITH SABS 1129 OR THE LATEST VERSION COMPLETE WITH LUGS & FIXTURES TO ACCOMMODATE 840 x 1910 DOOR LEAF.	FRAME	50 x 50 mm GALVANISED MILD STEEL SQUARE WELDED TO FORM FRAME	FRAME	STANDARD 1.6 mm IN DOUBLE BEBATE PRESSED MILD STEEL DOOR FRAME WITH WALL MATCHING PROFILE IN COMPLIANCE WITH SABS 1129 OR THE LATEST VERSION COMPLETE WITH LUGS & FIXTURES TO ACCOMMODATE 840 x 1910 DOOR LEAF.		
FRAME FINISH	WASHABLE ENAMEL PAINT FINISH AS PER SABS 723 FOR PRIMER, SABS 481 FOR UNDERCOAT & SABS 480 TYPE 02 FOR FINISH COAT. COLOR TO ARCHITECTS APPROVAL.	FRAME FINISH	1. COAT ZINC CHROMATE PRIMER 2. COATS GLOSS ENAMEL (EXTERIOR QUALITY)	FRAME FINISH	WASHABLE ENAMEL PAINT FINISH AS PER SABS 723 FOR PRIMER, SABS 481 FOR UNDERCOAT & SABS 480 TYPE 02 FOR FINISH COAT. COLOR TO ARCHITECTS APPROVAL.		
DOOR FINISH	APPLY 3No. CLEAR EGGSHELL VARNISH FOR INTERIOR TO COMPLY WITH SABS 887 TYPE 01, THIN DOWN FIRST COAT WITH MINERAL TURPENTINE AS PER MANUFACTURER INSTRUCTIONS, ALLOWING EACH COAT TO DRY OVERNIGHT. APPLY WOOD PRESERVATIVE TO EXPOSED EXTERIOR WOOD TO SATURATE THE SURFACE. WITH EACH COAT SOAKING IN BEFORE FURTHER COATS. APPLY UNTIL NO FURTHER SOAKING TAKES PLACE.	DOOR FINISH	PAINTED MILD STEEL GATE CONSISTING OF 10 x 10 mm MILD STEEL BARS PLACED AT 100 mm, THIN DOWN FIRST COAT WITH MINERAL TURPENTINE AS PER MANUFACTURER INSTRUCTIONS, ALLOWING EACH COAT TO DRY OVERNIGHT. APPLY WOOD PRESERVATIVE TO EXPOSED EXTERIOR WOOD TO SATURATE THE SURFACE. WITH EACH COAT SOAKING IN BEFORE FURTHER COATS. APPLY UNTIL NO FURTHER SOAKING TAKES PLACE.	DOOR FINISH	APPLY 3No. CLEAR EGGSHELL VARNISH FOR INTERIOR TO COMPLY WITH SABS 887 TYPE 01, THIN DOWN FIRST COAT WITH MINERAL TURPENTINE AS PER MANUFACTURER INSTRUCTIONS, ALLOWING EACH COAT TO DRY OVERNIGHT. APPLY WOOD PRESERVATIVE TO EXPOSED EXTERIOR WOOD TO SATURATE THE SURFACE. WITH EACH COAT SOAKING IN BEFORE FURTHER COATS. APPLY UNTIL NO FURTHER SOAKING TAKES PLACE.		
IRON MONGERY	APPROVED LOCKSET AS PER SUPPLIER DOOR STOP - POLISHED BRASS FLOOR MOUNTED APPROVED ALUMINIUM ENGRAVING SIGN PLATE FOR APPROPRIATE ROOMS.	IRON MONGERY	APPROVED LOCKSET AS PER SUPPLIER DOOR STOP - POLISHED BRASS FLOOR MOUNTED APPROVED ALUMINIUM ENGRAVING SIGN PLATE FOR APPROPRIATE ROOMS.	IRON MONGERY	DOOR STOP - POLISHED BRASS FLOOR MOUNTED APPROVED ALUMINIUM ENGRAVING SIGN PLATE FOR APPROPRIATE ROOMS.		
HINGES	3 No. STAINLESS STEEL MEDIUM DUTTY BUTT HINGES	HINGES	3 No. STAINLESS STEEL MEDIUM DUTTY BUTT HINGES	HINGES	3 No. STAINLESS STEEL MEDIUM DUTTY BUTT HINGES		



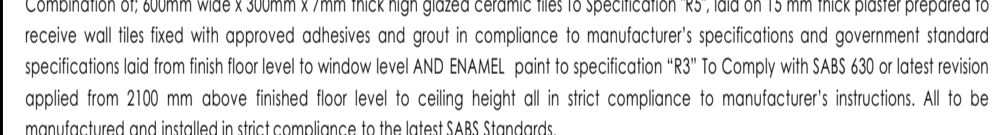
BLOCK EX-T1 DOOR SCHEDULE
SCALE 1:100



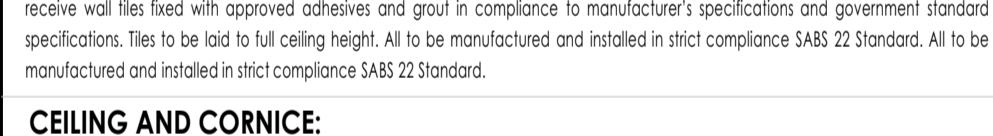
BLOCK EX-T1 FRONT ELEVATION
SCALE 1:100



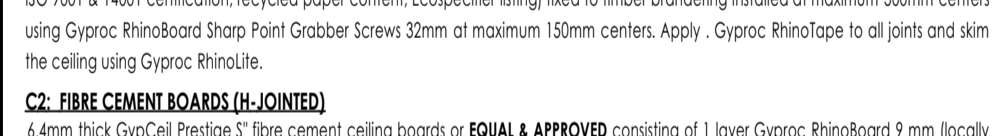
BLOCK EX-T1 REAR ELEVATION
SCALE 1:100



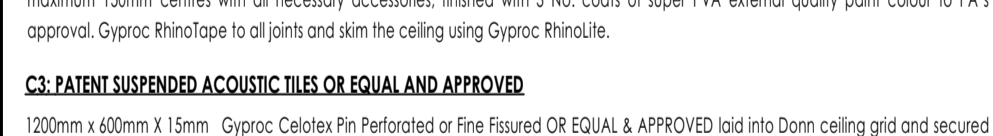
BLOCK EX-T1 SIDE ELEVATION
SCALE 1:100



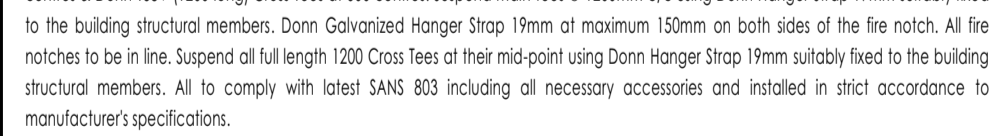
BLOCK EX-T1 SECTION T1
SCALE 1:50



BLOCK EX-T1 SIDE ELEVATION
SCALE 1:100



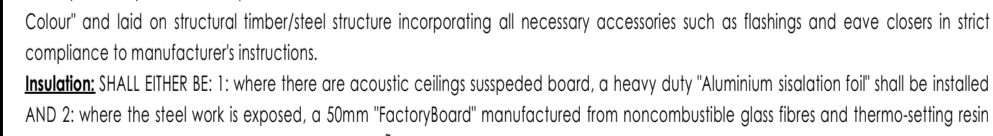
BLOCK EX-T1 FLOOR PLAN
SCALE 1:100



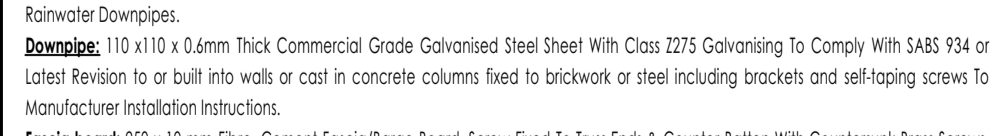
BLOCK EX-T1 WINDOW SCHEDULE
SCALE 1:100




BLOCK EX-T1 FRONT ELEVATION
SCALE 1:100



BLOCK EX-T1 SIDE ELEVATION
SCALE 1:100



BLOCK EX-T1 SECTION T1
SCALE 1:50



BLOCK EX-T1 SIDE ELEVATION
SCALE 1:100

FINISHES LEGEND

- FLOORS:**
 - F1: PORCELAIN TILES - MATI (Conservative Resistant & Anti-Slippery)**
450x450 11.5mm kiln-fired floor tile or similar approved by architects, fixed with adhesive, painted with finished waterproof jointing compound. Grouting to be grey. Tiles should have expansion joint and aluminium edging strip.
 - F2: PORCELAIN TILES - MATI**
450 x 450 11mm thick matt porcelain tile to comply with SABS 1449 laid on approved pattern by an approved specialist to comply with SABS 1107 and approved adhesives and grout on screeds. With Thickness/Specification in strict compliance to manufacturers instructions and SABS specification. Filings to include, ribbed angle tiles where there is change of level & Movement Joints of 6mm Wide With Patent Aluminium Movement Joints Strips Consisting Of Synthetic Fibre Inserts Installed At Intervals As Per Manufacturer's Instruction. Colour and pattern to architects approval.
 - F3: CARPETILES**
500mm x 500mm x 1005 PFX staple fibre carpet tiles to Comply With SABS 1419 (heavy commercial) consisting of fibres set out on waterproof vinyl backing and to comply with EN 1307 'Wear Class 4' heavy duty, laid with approved adhesive on 30mm thick concrete screeds in strict compliance with manufacturer's instructions. Carpet tiles to conform to BS 4790 on fire rating, and DIN S4824 on wa test and 500 body test at less than 26v at 25% RH on static electricity. Colour and pattern to architects approval.
 - F4: CEMENT SAND SCREED**
30mm thick polished cement sand screed with 13mm Stone Nomral aggregate for Topping to comply with SABS 1083 at latest revision for concrete.
 - F5: EXTERIOR MULTI COLOURED CONCRETE INTERLOCKING PAVERS**
65mm thick multi-coloured concrete pavers laid on sand bedding to civil/architectural engineer's specification in approved pattern and compacted to approval and grouted in strict accordance to manufacturer's specifications. All to be manufactured and installed in strict accordance to SABS 1058 at latest Revision.
 - F6: GRANITICUS FINISH**
22 mm thick unsealed Granitolic finish composed of one part cement, one part fine sand, two parts coarse sand and one part granite that would pass through a 5mm mesh sieve laid by specialist in panels not exceeding 10m², divided with approved brass dividing strips. All to be manufactured and installed in strict compliance to the latest SABS approved standards. Colour, pattern and aggregate size to architects approval.
 - F7: INTERLOCKING PAVERS (RIGID PAVING/VEHICULAR WAYS)**
220mm x 175mm x 50 mm thick concrete interlocking pavers, 25 mpa, manufactured to SABS spec 1058, laid on sand bedding to civil/architectural engineer's specification to a 'herringbone' pattern to the Architect's approval.
 - F8: SEMI FLEXIBLE VINYL SHEETING (CORROSION RESISTANT/ANTI-SLIPPERY)**
2.5mm Thick Heavy Traffic Use, Conservative Resistant & Anti-Slippery Vinyl Semi-Flexible To Comply With SABS 584. With Static Dissipative Properties Throughout Thickness, Engineered for ESD or I/O (Anti-static) Protection Vinyl Sheet. Laid on Self Levelled Smooth Screed glued with conductive adhesive to SABS 070 or Latest Revision In Accordance To Manufacturer's Instructions And Installed By Approved Specialist. Joints Shall be Welded as Per Manufacturer's Specifications With No more than 2mm Gap. Clean & Polix Floor In Compliance With SABS 1042, Colour To Architect Approval On Sample Presentation. Contractor to provide Certificate of Static Current Conductivity, Contractor to provide Certificate of Static Current Conductivity, Conservative resistant & Anti-Slippery.
- F9: GRAVEL FINISH ON SAND LAYER**
32mm Gravel On Compacted Sand Layer Base as Per PFE Details installed in All Duct Chambers Accommodating Sanitary Services.
- SKIRTING:**
 - S1: HARDWOOD OR EQUAL AND APPROVED**
15x 25mm x 20mm Moulded Hardwood Skirting to comply with SABS 1099, fixed to walls in long lengths with splayed heading joints and mitred corners with screws and plugs of centres not exceeding 400mm, and fixed with a 19mm x 19mm quadrant bedding. The skirting to be varnished with 3No. coats of egg shell clear varnish to comply with SABS/SANS 381 type 1.
 - S2: CERAMIC TILE SKIRTING**
600mm wide x 100mm high x 7mm thick matt porcelain tile to comply with SABS 1449 laid with approved adhesives and grout on 22mm thick concrete in strict compliance to manufacturers instructions and SABS specification, with cone base and thigh top. Complete with corner and top trims. Filings to include, ribbed angle tiles where there is change of level. Colour and pattern to architects approval.
 - S3: CEMENT SAND SCREED**
75 mm high x 20 mm thick hardened cement sand screed skirting covered at 50 mm dia. to form a continuous joint with the adjoining screed floor finish to FA's approval. All to be manufactured and installed in strict compliance With SABS 1083 (or latest revision).
- WALL FINISHES:**
 - F1: FACE BRICK**
FACX face brick in common running bond to comply with SABS 227 and forming part of the structural work.
 - F2: EMULSION (PVA) PAINT - FULL HEIGHT**
2 No. coats of PVA matt finish emulsion primer to SABS 1584 applied on plastered surface primed and with 1 no. coat undercoat to SABS 681 grade, in accordance to manufacturer's instructions.
 - F3: ENAMEL PAINT**
2 no. coats matt (egg shell) finish alkyd (enamel) paint to SABS 630, type 2 applied on plastered surfaces with 1 no coat alkali resistant primer to SABS 1416 and 1 no. coat undercoat to SABS 681 grade, in accordance to manufacturer's instructions.
 - F4: GLAZED CERAMIC WALL TILES (ENAMEL PAINT COMB)**
Combination of 600mm wide x 300mm x 7mm thick high glazed ceramic tiles To Specification "R3", laid on 15 mm thick plaster prepared to receive wall files fixed with approved adhesives and grout in compliance to manufacturer's specifications and government standard specifications laid from finish floor level to window level AND ENAMEL paint to specification "R2" To Comply with SABS 630 or latest revision applied from 2100 mm above finished floor level to ceiling height all in strict compliance to manufacturer's instructions. All to be manufactured and installed in strict compliance to the latest SABS Standards.
 - F5: CERAMIC WALL TILES - FULL HEIGHT**
600mm x 300mm x 7mm thick high glazed ceramic tiles to Comply with SABS 22 at latest revision, laid on 15 mm thick plaster prepared to receive wall files fixed with approved adhesives and grout in compliance to manufacturer's specifications and government standard specifications. Tiles to be laid to full ceiling height. All to be manufactured and installed in strict compliance SABS 22 standard. All to be manufactured and installed in strict compliance SABS 22 standard.
- CEILING AND CORNICE:**
 - C1: 7mm GYPSUM BOARDS FINISH PLASTERED CEILINGS OR EQUAL AND APPROVED**
"TopCoat Classic" gypsum plasterboard ceiling, EQUAL & APPROVED consisting of 1 layer Gyproc RhinoBoard 9mm (locally manufactured, ISO 9001 & 14001 certification, recycled paper content), EcoSpecifier listing fixed to timber branding installed at maximum 300mm centres using Gyproc RhinoBoard Snap Point Grabber Screws 32mm at maximum 150mm centres. Apply, Gyproc RhinoTape to all joints and skim the ceiling using Gyproc RhinoTape.
 - C2: FIBRE CEMENT BOARDS (H-JOINTED)**
6mm thick GyprocAl Prestige 5' fibre cement ceiling boards or EQUAL & APPROVED consisting of 1 layer Gyproc RhinoBoard 9 mm (locally manufactured, ISO 9001 & 14001 certification, recycled paper content), EcoSpecifier listing, non-combustible to SANS 10177:5 fixed to Ek 38mm x 50mm timber branding installed at maximum 400mm centres using Gyproc RhinoBoard Snap Point Grabber Screws 32mm at maximum 150mm centres with all necessary accessories, finished with 3 No. coats of super PVA external quality paint colour to PA's approval. Gyproc RhinoTape to all joints and skim the ceiling using Gyproc RhinoTape.
 - C3: PARTIALLY SUSPENDED ACOUSTIC TILES OR EQUAL AND APPROVED**
1200mm x 600mm x 15mm Gyproc Celotex P11 Fibrous or Fire Rated OR EQUAL & APPROVED laid into Dorn ceiling grid and secured into place using Dorn Hold Down Clips @ 200mm c/c. Dorn Wall Angle M6 fixed to the perimeter wall using fixings at 300mm centres. Dorn T38 Main Tees @ 4mm thickness, 215mm g/gw, coating, locally manufactured, recycled content, ISO 9001 & 14001 certification at 1200 centres & Dorn T38V (1200 long) Cross Tees at 600 centres. Supports main tees @ 1200mm c/c using Dorn Hanger Strap 19mm suitably fixed to the building structural members. Dorn Galvanized Hanger Strap 19mm at maximum 150mm on both sides of the fire notch. All fire notches to be in line. Suspend all full length 1200 Cross Tees at their mid-point using Dorn Hanger Strap 19mm suitably fixed to the building structural members. All to comply with latest SANS 803 including all necessary accessories and installed in strict accordance to manufacturer's specifications.
 - C4: EMULSION (PVA) PAINT OR EQUAL AND APPROVED**
Emulsion (PVA) Paint on Skimmed Plastered Stoat 3No. coats of PVA emulsion ceiling paint to latest SANS 1584 approved on 6mm thick light weight hemi-hydrate gypsum plaster on concrete slab soffits.
- ROOF COVERING AND INSULATION:**
 - F1: FIBROSEED ROOFING SHEET (TWO SIDES)**
Roofing Sheets: 1.50mm Thick concealed fixing roofing sheets manufactured from roll-formed from certified steel, complying with ISO 5593 (ETB). The profile shall have three trapezoidal ribs at 200mm centering giving a net cover of 456mm. The rib height shall be 41mm and provide cavity drainage. The mids to shall have three rows of 28mm centres to ensure a positive double interlocking action at 90-degree. Each panel shall incorporate two stiffener ribs. Profiled roofbeams to be coated on both sides with "Global Coat" or "Chromalok Colour" and laid on structural timber/steel structure incorporating all necessary accessories such as fixings and dove clips in strict compliance to manufacturer's instructions.
Insulation: SHALL EITHER BE: 1. where there are acoustic ceilings suspended below, a heavy duty Aluminium insulation foil that is installed AND 2. where the steel work is exposed, a 50mm "Tactoboard" manufactured from noncombustible glass fibres and thermo-setting resin binder supplied under 2400mm x 1200mm and 80kg/m³ and finished with white meltable top.
Galvanized Steel (GI) Gutter: 150mm wide x 100mm Deep x 10mm Eaves Gutter of Commercial Grade Steel With Class Z175 Galvanizing to Comply With SABS 934 or latest Revision Fixed To Painted Fibre Cement Facia Board Together with standard accessories discharging into Rainwater Downpipes.
Downpipes: 110 x 110 x 0.8mm Thick Commercial Grade Galvanized Steel Sheet With Class Z175 Galvanizing To Comply With SABS 934 or Latest Revision to be built into walls or cast in concrete columns fixed to brickwork or steel including brackets and self-lapping screws to Manufacturer's Installation instructions.
Facia board: 150 x 10 mm Fibre Cement Facia/Barge Board, Screw Fixed to Tuss Ends & Counter Bolted With Counter-sunk Brass Screws. Prepare & Apply One Universal Undercoat & Two Coats Super Acrylic P.V.A.

EXTERIOR DOOR

QUANTITY	02	BURGLAR DOOR (SINGLE)	QUANTITY	02	INTERIOR DOOR	QUANTITY	04
DOOR DESCRIPTION	813 x 2032 x 44 mm THICK HEAVY DUTY EXTERIOR QUALITY HORIZONTALLY SLATED DOUBLE SIDED SAIGONA DOOR FITTED TO COMPLY WITH SABS 545 EXTERIOR GRADE OR LATEST REVISION.	DOOR DESCRIPTION	PAINTED GALVANISED MILD STEEL GATE CONSISTING OF 10 x 10 mm MILD STEEL BARS PLACED AT 100 mm CENTRES AT A 90° ANGLE, INCLUDING SECURITY MESH. COLOUR TO ARCHITECTS SPECIFICATION TO COMPLY WITH SABS 481, GRADE II; AND FINISH WITH TWO COATS ALKYD EGG-SHELL PAINT TO COMPLY WITH SABS 480.	DOOR DESCRIPTION	813 x 2032 x 44 mm THICK INTERIOR GRADE FLUSH HOLLOW CORE SINGLE TIMBER DOOR WITH 3mm PLY ON BOTH SIDES WITH 2 CONSOLIDATED EGGS-FIDGES TO COMPLY WITH SABS 545 IN PRESSED STEEL FRAME. ALL PAINTED TO ARCHITECTS COLOR SCHEDULE.		
FRAME	STANDARD 1.6 mm IN DOUBLE BEBATE PRESSED MILD STEEL DOOR FRAME WITH WALL MATCHING PROFILE IN COMPLIANCE WITH SABS 1129 OR THE LATEST VERSION COMPLETE WITH LUGS & FIXTURES TO ACCOMMODATE 840 x 1910 DOOR LEAF.	FRAME	50 x 50 mm GALVANISED MILD STEEL SQUARE WELDED TO FORM FRAME	FRAME	STANDARD 1.6 mm IN DOUBLE BEBATE PRESSED MILD STEEL DOOR FRAME WITH WALL MATCHING PROFILE IN COMPLIANCE WITH SABS 1129 OR THE LATEST VERSION COMPLETE WITH LUGS & FIXTURES TO ACCOMMODATE 840 x 1910 DOOR LEAF.		
FRAME FINISH	WASHABLE ENAMEL PAINT FINISH AS PER SABS 723 FOR PRIMER, SABS 481 FOR UNDERCOAT & SABS 480 TYPE 02 FOR FINISH COAT. COLOR TO ARCHITECTS APPROVAL.	FRAME FINISH	1. COAT ZINC CHROMATE PRIMER 2. COATS GLOSS ENAMEL (EXTERIOR QUALITY)	FRAME FINISH	WASHABLE ENAMEL PAINT FINISH AS PER SABS 723 FOR PRIMER, SABS 481 FOR UNDERCOAT & SABS 480 TYPE 02 FOR FINISH COAT. COLOR TO ARCHITECTS APPROVAL.		
DOOR FINISH	APPLY 3No. CLEAR EGGSHELL VARNISH FOR INTERIOR TO COMPLY WITH SABS 887 TYPE 01, THIN DOWN FIRST COAT WITH MINERAL TURPENTINE AS PER MANUFACTURER INSTRUCTIONS, ALLOWING EACH COAT TO DRY OVERNIGHT. APPLY WOOD PRESERVATIVE TO EXPOSED EXTERIOR WOOD TO SATURATE THE SURFACE. WITH EACH COAT SOAKING IN BEFORE FURTHER COATS. APPLY UNTIL NO FURTHER SOAKING TAKES PLACE.	DOOR FINISH	PAINTED MILD STEEL GATE CONSISTING OF 10 x 10 mm MILD STEEL BARS PLACED AT 100 mm, THIN DOWN FIRST COAT WITH MINERAL TURPENTINE AS PER MANUFACTURER INSTRUCTIONS, ALLOWING EACH COAT TO DRY OVERNIGHT. APPLY WOOD PRESERVATIVE TO EXPOSED EXTERIOR WOOD TO SATURATE THE SURFACE. WITH EACH COAT SOAKING IN BEFORE FURTHER COATS. APPLY UNTIL NO FURTHER SOAKING TAKES PLACE.	DOOR FINISH	APPLY 3No. CLEAR EGGSHELL VARNISH FOR INTERIOR TO COMPLY WITH SABS 887 TYPE 01, THIN DOWN FIRST COAT WITH MINERAL TURPENTINE AS PER MANUFACTURER INSTRUCTIONS, ALLOWING EACH COAT TO DRY OVERNIGHT. APPLY WOOD PRESERVATIVE TO EXPOSED EXTERIOR WOOD TO SATURATE THE SURFACE. WITH EACH COAT SOAKING IN BEFORE FURTHER COATS. APPLY UNTIL NO FURTHER SOAKING TAKES PLACE.		
IRON MONGERY	APPROVED LOCKSET AS PER SUPPLIER DOOR STOP - POLISHED BRASS FLOOR MOUNTED APPROVED ALUMINIUM ENGRAVING SIGN PLATE FOR APPROPRIATE ROOMS.	IRON MONGERY	APPROVED LOCKSET AS PER SUPPLIER DOOR STOP - POLISHED BRASS FLOOR MOUNTED APPROVED ALUMINIUM ENGRAVING SIGN PLATE FOR APPROPRIATE ROOMS.	IRON MONGERY	DOOR STOP - POLISHED BRASS FLOOR MOUNTED APPROVED ALUMINIUM ENGRAVING SIGN PLATE FOR APPROPRIATE ROOMS.		
HINGES	3 No. STAINLESS STEEL MEDIUM DUTTY BUTT HINGES	HINGES	3 No. STAINLESS STEEL MEDIUM DUTTY BUTT HINGES	HINGES	3 No. STAINLESS STEEL MEDIUM DUTTY BUTT HINGES		



BLOCK EX-T1 DOOR SCHEDULE
SCALE 1:100



BLOCK EX-T1 FRONT ELEVATION
SCALE 1:100



BLOCK EX-T1 REAR ELEVATION
SCALE 1:100



BLOCK EX-T1 SIDE ELEVATION
SCALE 1:100



BLOCK EX-T1 SECTION T1
SCALE 1:50



BLOCK EX-T1 SIDE ELEVATION
SCALE 1:100



BLOCK EX-T1 FLOOR PLAN
SCALE 1:100




BLOCK EX-T1 WINDOW SCHEDULE
SCALE 1:100



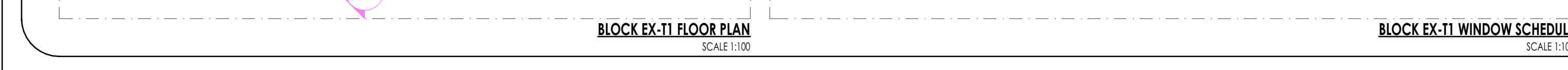
BLOCK EX-T1 FRONT ELEVATION
SCALE 1:100



BLOCK EX-T1 SIDE ELEVATION
SCALE 1:100



BLOCK EX-T1 SECTION T1
SCALE 1:50



BLOCK EX-T1 SIDE ELEVATION
SCALE 1:100

SANITARY SCHEDULE

- WC'S URINALS & SHOWER**
 - T1: CERAMIC STANDARD WC (CC) CONCEALED CISTERN**
Vitreous china 90° outlet WC or equal and approved. Top inlet closed rim back-to-wall pan. Floor Mounted to comply with SABS 497 & Fitted with "Jazz Thermal Seal". Fitted with Concealed Flushing Cistern for WC 6-7 litres adjustable with small discharge valve access pneumatic discharge valve installed with dual flush ability & complete with all necessary fittings to manufacturer's specification and applicable SABS standards. Flush valve to be fitted with blank flush plate.
 - T2: CERAMIC PARALEGIC WC**
Vitreous china 90° outlet or equal and approved. Top inlet closed rim back-to-wall pan to comply with SABS 497. Fitted with Cistern installed complete with all

FINISHES LEGEND

FLOORS:

F1: PORCELAIN TILES - MATI (Corrosive Resistant & Anti-Slippery)
450x450 11.5mm kiln-fired floor tile or similar approved by architects, fixed with adhesive, painted with finished waterproof jointing compound. Grouting to be grey. Tiles should have expansion joint and aluminium edging strip.

F2: PORCELAIN TILES - MATI
450 x 450 11mm thick matt porcelain tile to comply with SABS 1449 laid on approved pattern by an approved specialist to comply with SABS 107 and approved adhesives and grout on screeds. With Thickness/Specification in strict compliance to manufacturer's instructions and SABS specification. Filings to include, ribbed angle tiles where there is change of level & Movement Joints of 6mm Wide With Patent Aluminium Movement Joints Strips Consisting Of Synthetic Fibre Inserts Installed At Intervals As Per Manufacturer's Instruction. Colour and pattern to architects approval.

F3: CARPETILES
500mm x 500mm x 1005 PFX staple fibre carpet tiles to comply with SABS 1419 (heavy commercial) consisting of fibres set out on waterproof vinyl backing and to comply with EN 1307 'Wear Class 4' heavy duty, laid with approved adhesive on 30mm thick concrete screeds in strict compliance with manufacturer's instructions. Carpet tiles to conform to BS 4790 on fire rating, and DIN S4204 on wa test and SO body test at less than 2kV at 25% RH on static electricity. Colour and pattern to architects approval.

F4: CEMENT SAND SCREED
30mm thick polished cement sand screed with 13mm Stone Nominal aggregate for topping to comply with SABS 1083 at latest revision for concrete.

F5: EXTERIOR MULTI COLOURED CONCRETE INTERLOCKING PAVERS
65mm thick multi-coloured concrete paver laid on sand bedding to civil/structural engineer's specification in approved pattern and compacted to approval and grouted in strict accordance to manufacturer's specifications. All to be manufactured and installed in strict compliance to SABS 1058 at latest Revision.

F6: GRANITICUM FINISH
22 mm thick unsealed Graniticum finish composed of one part cement, one part fine sand, two parts coarse sand and one part granite that would pass through a 5mm mesh sieve laid by specialist in panels not exceeding 10m², divided with approved brass dividing strips. All to be manufactured and installed in strict compliance to the latest SABS approved standards. Colour, pattern and aggregate size to architects approval.

F7: INTERLOCKING PAVERS (RIGID PAVING/VEHICULAR WAYS)
220mm x 175mm x 50 mm thick concrete interlocking pavers, 25 mpa, manufactured to SABS spec 1058, laid on sand bedding to civil/structural engineer's specification to a 'herringbone' pattern to the Architect's approval.

F8: SEMI FLEXIBLE VINYL SHEETING (CORROSION RESISTANT/ANTI-SLIPPERY)
2.5mm Thick Heavy Traffic Use, Corrosive Resistant & Anti-Slippery Vinyl Sheeting Semi-Flexible To Comply With SABS 584. With Static Dissipative Properties Throughout Thickness, Engineered for ESD or ISD (Anti-static) Protection Vinyl Sheet. Laid on Self Levelled Smooth Screed glued with conductive adhesive to SABS 070 or latest Revision in Accordance to Manufacturer's Instructions And Installed By Approved Specialist. Joints Shall be Welded as Per Manufacturer's Specifications With No more than 2mm Gap. Clean & Polite Floor in Compliance With SABS 1042, Colour To Architect Approval On Sample Presentation. Contractor to provide Certificate of Static Current Conductivity, Contractor to provide Certificate of Static Current Conductivity, Corrosive resistant & Anti-Slippery.

F9: GRAVEL FINISH ON SAND LAYER
32mm Gravel On Compacted Sand Layer Base as Per P&E Details installed in All Duct Chambers Accommodating Sanitary Services.

SKIRTING:

S1: HARDWOOD OR EQUAL AND APPROVED
18 x 25mm x 20mm Moisture Hardwood Skirting to comply with SABS 1099, fixed to walls in long lengths with spigot heading joints and mitred corners with screws and plugs of centres not exceeding 400mm, and fixed with a 19mm x 19mm quadrant bedding. The skirting to be varnished with 3No. coats of egg shell clear varnish to comply with SABS/SANS 381 type 1.

S2: CERAMIC TILE SKIRTING
600mm x 100mm high x 7mm thick matt porcelain tile to comply with SABS 1449 laid with approved adhesives and grout on 22mm thick screeds in strict compliance to manufacturer's instructions and SABS specification, with cove base and top/bottom nosing. Complete with corner and top trims. Filings to include, ribbed angle tiles where there is change of level. Colour and pattern to architects approval.

S3: CEMENT SAND SCREED
75 mm high x 20 mm thick hardened cement sand screed skirting covered at 50 mm dia. to form a continuous joint with the adjoining screed floor finish to FA's approval. All to be manufactured and installed in strict compliance With SABS 1083 and its latest revision.

WALL FINISHES:

W1: FACE BRICK
FACED brick in common running bond to comply with SABS 227 and forming part of the structural work.

W2: EMULSION (PVA) PAINT - FULL HEIGHT
2 No. coats of PVA matt finish emulsion primer to SABS 1584 applied on plastered surface primed and with 1 no. coat undercoat to SABS 681 grade 1, in accordance to manufacturer's instructions.

W3: ENAMEL PAINT
2 no. coats matt (egg shell) finish alkyl (enamel) paint to SABS 630, type 2 applied on plastered surfaces with 1 no coat alkyl resistant primer to SABS 1416 and 1 no. coat undercoat to SABS 681 grade 1, in accordance to manufacturer's instructions.

W4: GLAZED CERAMIC WALL TILES / ENAMEL PAINT COMBO
Combination of 600mm wide x 300mm x 7mm thick high glazed ceramic tiles To Specification "R5", laid on 15 mm thick plaster prepared to receive wall tiles fixed with approved adhesives and grout in compliance to manufacturer's specifications and government standard specifications laid from finish floor level to window level AND ENAMEL paint to specification "R2" To Comply with SABS 630 or latest revision applied from 2100 mm above finished floor level to ceiling height all in strict compliance to manufacturer's instructions. All to be manufactured and installed in strict compliance to the latest SABS Standards.

W5: CERAMIC WALL TILES - FULL HEIGHT
600mm x 300mm x 7mm thick high glazed ceramic tiles to comply with SABS 22 or latest revision, laid on 15 mm thick plaster prepared to receive wall tiles fixed with approved adhesives and grout in compliance to manufacturer's specifications and government standard specifications. Tiles to be laid to full ceiling height. All to be manufactured and installed in strict compliance SABS 22 Standard. All to be manufactured and installed in strict compliance SABS 22 Standard.

CEILING AND CORNICE:

C1: 7mm GYPROC BOARDS FLUSH PLASTERED CEILING OR EQUAL AND APPROVED
'TopCap Classic' gypsum plasterboard ceiling OR EQUAL & APPROVED consisting of 1 layer Gyproc Rhinoboard 9mm (locally manufactured, ISO 9001 & 14001 certification, recycled paper content, EcoSpecifier listing) fixed to timber branding installed at maximum 300mm centres using Gyproc Rhinoboard Sharp Joint Grabber Screws 32mm at maximum 150mm centres. Apply, Gyproc Rhinotape to all joints and skim the ceiling using Gyproc Rhinotape.

C2: FIBRE CEMENT BOARDS (H-JOINTED)
6.4mm thick Gyproc Prestige 5' fibre cement ceiling boards or EQUAL & APPROVED consisting of 1 layer Gyproc Rhinoboard 9mm (locally manufactured, ISO 9001 & 14001 certification, recycled paper content, EcoSpecifier listing, non-combustible to SANS 10177:5) fixed to Ek 38mm x 50mm timber branding installed at maximum 400mm centres using Gyproc Rhinoboard Sharp Joint Grabber Screws 32mm at maximum 150mm centres with all necessary accessories, finished with 3 No. coats of super PVA external quality paint colour to PA's approval. Gyproc Rhinotape to all joints and skim the ceiling using Gyproc Rhinotape.

C3: PAINT SUSPENDED ACOUSTIC TILES OR EQUAL AND APPROVED

1200mm x 600mm x 15mm Gyproc Celotex Ph Preferred or Fire Rated OR EQUAL & APPROVED laid into Dorn ceiling grid and secured into ceiling with Dorn Hold Down Clips @ 200mm c/c. Dorn Wall Angle M6 fixed to the perimeter wall using fixings of 300mm centres. Dorn T38 FR Main Tees @ 4mm thickness, 2150 gwg, coating locally manufactured, recycled content, ISO 9001 & 14001 certification) at 1200 centres & Dorn T38V (1200 long) Cross Tees at 600 centres. Suspend main tees @ 1200mm c/c using Dorn Hanger Strap 19mm suitably fixed to the building structural members. Dorn Galvanized Hanger Strap 19mm at maximum 150mm on both sides of the fire notch. All fire notches to be in line. Suspend all full length 1200 Cross Tees at their mid-point using Dorn Hanger Strap 19mm suitably fixed to the building structural members. All to comply with latest SANS 803 including all necessary accessories and installed in strict accordance to manufacturer's specifications.

C4: EMULSION (PVA) PAINT OR EQUAL AND APPROVED
Emulsion (PVA) Paint on Skimmed Plastered Sto' 3No. coats of PVA emulsion ceiling paint to latest SANS 1584 approved on 6mm thick light weight hemi-hydrate gypsum plaster on concrete slab soffits.

ROOF COVERING AND INSULATION:

R1: EMBOSSED ROOFING SHEET (TWO SIDES)
Roofing Sheets: 1.50mm thick concealed fixing roofing sheets manufactured from roll-formed from certified steel complying with ISO 9001. The profile shall have three trapezoidal ribs at 200mm centering giving a net cover of 450mm. The rib height shall be 41mm and provide cavity breaks. The male to shall have gaps of 285mm centre to ensure a positive double interlocking action at side-laps. Each span shall incorporate two stiffener ribs. Profiled roofbeams to be coated on both sides with 'Global Coat' or 'Chromosole Colour' and laid on structural timber/steel structure incorporating all necessary accessories such as fixings and dove clips in strict compliance to manufacturer's instructions.


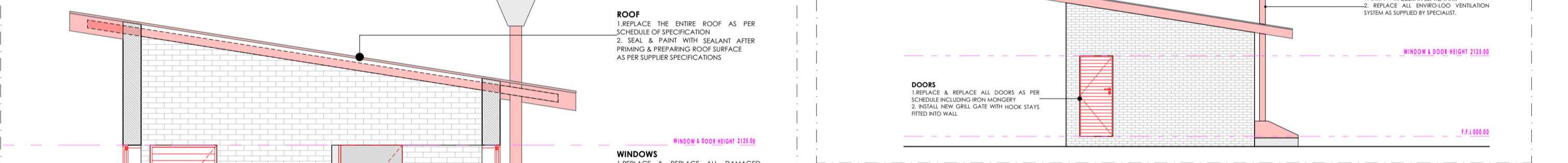
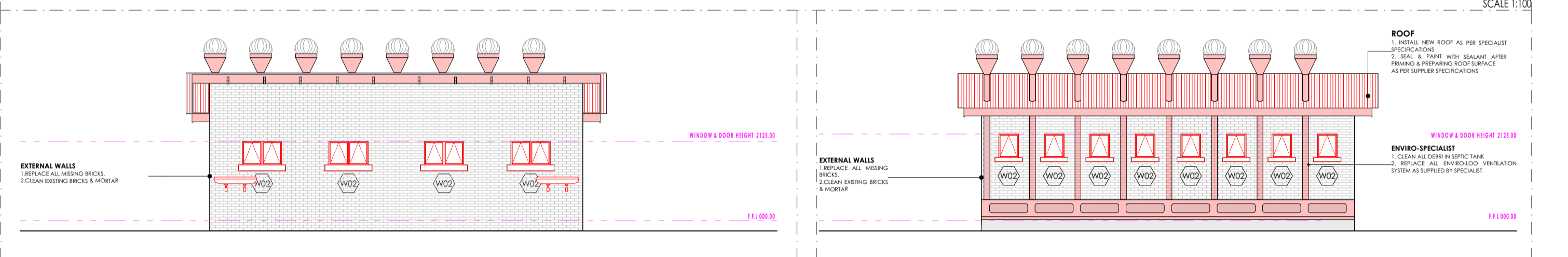
Insulation: SHALL EITHER BE: 1. where there are acoustic ceilings suspended above, a heavy duty 'Aluminium stannol' foil as defined AND 2. where the steel work is exposed, a 50mm 'Tactoboard' manufactured from noncombustible glass fibres and thermo-setting resin binder supplied 2400mm x 1200mm and 80kg/m³ and finished with white meltable foil.

Galvanized Steel (GI) Gutter: 150mm Wide x 100mm Deep x 0.5mm Eaves Gutter of Commercial Grade Steel With Class Z275 Galvanizing to Comply With SABS 934 or latest Revision Fixed to Painted Fibre Cement Facia Board Together with standard accessories discharging into Rainwater Downpipes.


Downpipe: 110 x 110 x 0.8mm Thick Commercial Grade Galvanized Steel Sheet With Class Z275 Galvanizing To Comply With SABS 934 or Latest Revision to be built into walls or cast in concrete columns fixed to brickwork or steel including brackets and self-tapping screws to Manufacturer Installation instructions.

Facia board: 250 x 110 mm Fibre Cement Facia/Barge Board, Screw Fixed to Tuss Ends & Counter Bolt With Countersunk Brass Screws. Prepare & Apply One Universal Undercoat & Two Coats Super Acrylic P.V.A.

DOOR SCHEDULE:		
QUANTITY	DOOR DESCRIPTION	QUANTITY
02	R13 x 2032 x 44 mm THICK HEAVY DUTY EXTERIOR QUALITY HORIZONTALLY SLATED DOUBLE SIDED SALUMA DOOR FITTED TO COMPLY WITH SABS 545 EXTERIOR GRADE OR LATEST REVISION.	02
08	PAINTED GALVANISED MILD STEEL GATE CONSISTING OF 10 x 10 mm MILD STEEL BARS PLACED AT 100 mm CENTRES AT A 90° ANGLE, INCLUDING SECURITY MESH. COLOUR TO ARCHITECT'S SPECIFICATION TO COMPLY WITH SABS 481, GRADE 01 AND FINISH WITH TWO COATS ALKYLE EGG-SHELL PAINT TO COMPLY WITH SABS 630.	08
DOOR DESCRIPTION	BURGLAR DOOR (SINGLE)	INTERIOR DOOR
STANDARD 1.6 mm IN DOUBLE BEBATE PRESSED MILD STEEL DOOR FRAME WITH WALL MATCHING PROFILE IN COMPLIANCE WITH SABS 1129 OR THE LATEST VERSION COMPLETE WITH LOGS & FIXTURES TO ACCOMMODATE 845 x 1910 DOOR LEAF.	50 x 50 mm GALVANISED MILD STEEL SQUARE WELDED TO FORM FRAME	STANDARD 1.6 mm IN DOUBLE BEBATE PRESSED MILD STEEL DOOR FRAME WITH WALL MATCHING PROFILE IN COMPLIANCE WITH SABS 1129 OR THE LATEST VERSION COMPLETE WITH LOGS & FIXTURES TO ACCOMMODATE 845 x 1910 DOOR LEAF.
WASHABLE ENAMEL PAINT FINISH AS PER SABS 723 FOR PRIMER, SABS 481 FOR UNDERCOAT & SABS 450 TYPE 02 FOR FINISH COAT. COLOUR TO ARCHITECT'S APPROVAL.	1 x COAT ZINC CHROMATE PRIMER 2 x COATS GLOSS ENAMEL (EXTERIOR QUALITY)	WASHABLE ENAMEL PAINT FINISH AS PER SABS 723 FOR PRIMER, SABS 481 FOR UNDERCOAT & SABS 450 TYPE 02 FOR FINISH COAT. COLOUR TO ARCHITECT'S APPROVAL.
APPLY 3No. CLEAR EGG-SHELL VARNISH FOR INTERIOR TO COMPLY WITH SABS 887 TYPE 01, THEN DOWN FIRST COAT WITH MINERAL TURPENTINE AS PER MANUFACTURER INSTRUCTIONS, ALLOWING EACH COAT TO DRY OVERNIGHT. APPLY WOOD PRESERVATIVE TO EXPOSED EXTERIOR WOOD TO SATURATE THE SURFACE, WITH EACH COAT SOAKING IN BEFORE FURTHER COATS. APPLY UNTIL NO FURTHER SOAKING TAKES PLACE.	APPROVED LOCKSET AS PER SUPPLIER DOOR STOP - POLISHED BRASS FLOOR MOUNTED APPROVED ALUMINIUM ENGRAVING SIGN PLATE FOR APPROPRIATE ROOMS	APPLY 3No. CLEAR EGG-SHELL VARNISH FOR INTERIOR TO COMPLY WITH SABS 887 TYPE 01, THEN DOWN FIRST COAT WITH MINERAL TURPENTINE AS PER MANUFACTURER INSTRUCTIONS, ALLOWING EACH COAT TO DRY OVERNIGHT. APPLY WOOD PRESERVATIVE TO EXPOSED EXTERIOR WOOD TO SATURATE THE SURFACE, WITH EACH COAT SOAKING IN BEFORE FURTHER COATS. APPLY UNTIL NO FURTHER SOAKING TAKES PLACE.
APPROVED LOCKSET AS PER SUPPLIER DOOR STOP - POLISHED BRASS FLOOR MOUNTED APPROVED ALUMINIUM ENGRAVING SIGN PLATE FOR APPROPRIATE ROOMS	APPROVED LOCKSET AS PER SUPPLIER DOOR STOP - POLISHED BRASS FLOOR MOUNTED APPROVED ALUMINIUM ENGRAVING SIGN PLATE FOR APPROPRIATE ROOMS	APPROVED LOCKSET AS PER SUPPLIER DOOR STOP - POLISHED BRASS FLOOR MOUNTED APPROVED ALUMINIUM ENGRAVING SIGN PLATE FOR APPROPRIATE ROOMS
3 No. STAINLESS STEEL MEDIUM DUTTY BUTT HINGES	3 No. STAINLESS STEEL MEDIUM DUTTY BUTT HINGES	3 No. STAINLESS STEEL MEDIUM DUTTY BUTT HINGES



WINDOW SCHEDULE:			
QUANTITY	WINDOW DESCRIPTION	QUANTITY	WINDOW DESCRIPTION
08	STANDARD 'SCHOOL' TYPE GALVANISED MILD STEEL DOUBLE SIDE HUNG WINDOWS, MANUFACTURED, ASSEMBLED & DELIVERED COMPLETE WITH IRON MONGERY COMPRISING APPROVED HINGES, PIVOTING MECHANISMS, STAYS FASTENERS & WEATHER BARS TO OENABLE PANELS: PLUGGED & SCREWED/BUILT IN WALLING	04	STANDARD 'SCHOOL' TYPE GALVANISED MILD STEEL DOUBLE SIDE HUNG WINDOWS, MANUFACTURED, ASSEMBLED & DELIVERED COMPLETE WITH IRON MONGERY COMPRISING APPROVED HINGES, PIVOTING MECHANISMS, STAYS FASTENERS & WEATHER BARS TO OENABLE PANELS: PLUGGED & SCREWED/BUILT IN WALLING
04	STANDARD 'STANDARD' TYPE GALVANISED MILD STEEL WINDOW FRAME, MANUFACTURED TO COMPLY WITH SABS 723, FRAMES TO BE FACTORY PRIMED WITH ZINC PHOSPHATE PRIMER TO COMPLY WITH SABS 1319 BEFORE DELIVERY & FINISHED WITH ONE UNIVERSAL UNDERCOAT TO COMPLY WITH SABS 481 GRADE 01, FINISHED WITH 2No. COATS ALKYLE ENAMEL PAINT TO COMPLY WITH SABS 630. COLOUR TO ARCHITECT'S SPECIFICATIONS	04	STANDARD 'STANDARD' TYPE GALVANISED MILD STEEL WINDOW FRAME, MANUFACTURED TO COMPLY WITH SABS 723, FRAMES TO BE FACTORY PRIMED WITH ZINC PHOSPHATE PRIMER TO COMPLY WITH SABS 1319 BEFORE DELIVERY & FINISHED WITH ONE UNIVERSAL UNDERCOAT TO COMPLY WITH SABS 481 GRADE 01, FINISHED WITH 2No. COATS ALKYLE ENAMEL PAINT TO COMPLY WITH SABS 630. COLOUR TO ARCHITECT'S SPECIFICATIONS
04 SEAT ENV. A-1.5.14 m ²	6 mm SAFETY GLASS FIXED WITH PUTTY TO COMPLY WITH SABS 480. PUTTY MUST BE DELIVERED ON STEEL SEALED CONTAINERS MARKED WITH SABS MARK OF APPROVAL	04 SEAT ENV. A-1.5.14 m ²	6 mm SAFETY GLASS FIXED WITH PUTTY TO COMPLY WITH SABS 480. PUTTY MUST BE DELIVERED ON STEEL SEALED CONTAINERS MARKED WITH SABS MARK OF APPROVAL
MATCH EXISTING WINDOW FITTINGS (ORIGINAL)	MATCH EXISTING WINDOW FITTINGS (ORIGINAL)	MATCH EXISTING WINDOW FITTINGS (ORIGINAL)	MATCH EXISTING WINDOW FITTINGS (ORIGINAL)
ALL IRON MONGERY TO BE SUPPLIED MUST MATCH EXISTING OR SIMILAR & MUST BE APPROVED BY THE ARCHITECT	ALL IRON MONGERY TO BE SUPPLIED MUST MATCH EXISTING OR SIMILAR & MUST BE APPROVED BY THE ARCHITECT	ALL IRON MONGERY TO BE SUPPLIED MUST MATCH EXISTING OR SIMILAR & MUST BE APPROVED BY THE ARCHITECT	ALL IRON MONGERY TO BE SUPPLIED MUST MATCH EXISTING OR SIMILAR & MUST BE APPROVED BY THE ARCHITECT
FIXED, MANUFACTURER'S SPECIFICATION	FIXED, MANUFACTURER'S SPECIFICATION	FIXED, MANUFACTURER'S SPECIFICATION	FIXED, MANUFACTURER'S SPECIFICATION



SANITARY SCHEDULE

WC'S URINALS & SHOWER

W1: CERAMIC STANDARD WC (C/C) - CONCEALED CISTERN
Vitreous china 90° outlet WC or equal and approved. Top inlet closed rim back-to-wall pan. Floor Mounted to comply with SABS 497 & Fitted with 'Jazz Thermo Seal' Seat. Fitted with Concealed Flushing Cistern for WC 6-7 litres adjustable with small discharge valve access pneumatic discharge valve installed with dual flush ability & complete with all necessary fittings to manufacturer's specification and applicable SABS standards. Flush valve to be fitted with blank flush plate.

W2: CERAMIC PARALEGIC WC (C/C) - CONCEALED CISTERN
Vitreous china 90° outlet WC or equal and approved. Top inlet closed rim back-to-wall pan. Floor Mounted to comply with SABS 497 & Fitted with 'Jazz Thermo Seal' Seat. Fitted with Concealed Flushing Cistern for WC 6-7 litres adjustable with small discharge valve access pneumatic discharge valve installed with dual flush ability & complete with all necessary fittings to manufacturer's specification and applicable SABS standards. Flush valve to be fitted with suitable extension lever, blank flush plate & offset push button for passage access.

W3: CERAMIC STANDARD WC (BACK INLET)
Vitreous china 90° outlet back inlet pan to comply with SABS 497. Fitted complete with back inlet exposed flush-valve complete with all necessary fittings as per manufacturer's specifications and applicable SABS standards. Flush valve to be fitted with suitable extension lever.

W4: CERAMIC STANDARD WC (C/C)
Vitreous china 90° outlet WC to comply with SABS 497. Fitted complete with matching 7 litre pushbutton top dual flush cistern fitted with quality approved heavy duty thermoseal seat and complete with all necessary fittings as per manufacturer's specifications and applicable SABS standards.

W5: CERAMIC WALL HUNG URINAL
Vitreous china wall hung bowl urinal to comply with SABS 497. Supplied with suitable 38mm CP domical gifting, CP top inlet spreader and two hanger brackets and fitted with exposed flush-valve, and suitable bottle trap chrome finish as per manufacturer's specifications and applicable SABS standards.

S01: SHOWER
2mm thick Enamelled steel shower tray size 900x900x160 mm manufactured with anti slip pattern, with rounded internal corners, and 38 mm BSP grated waste fitting in corner position fitted with Shower set and complying with SABS 226 comprising of approved:
• Gated Shower Cubicle with access door as per standard supply from manufacturer and fixed to its space configuration.
• Overhead shower arm with wall flange.
• Chrome Plated Shower Head with dual jointed connector.
• Chrome Plated Soft Shower diverter mixer wall type with sliding wall flanges and concealed connectors adjustable from 178mm to 203 mm centres. Shower tray to be recessed 50 mm into a 100mm high concrete plinth with exposed plinth face.

WASH-HAND BASIN

W1: WASH & MIRROR TAP
Vitreous china vitreous china size 560 x 45mm rounded 'Tuscan', OR EQUAL AND APPROVE basin to comply with SABS 497 with single tap-hole configuration supplied with integrated overflow and chinistry hole through the centre semi-punched supplied with a 'Tuscan' pedestal and fitted with 'No. 300' ceramic 12mm chrome pushbutton operated plug tap with flanged bucket (code KM2.102) meeting top, 30-32 CP anti-rattle plug with angle valve. 360 base, 365/40 CP bottle trap, mounting kit and angle valves.

W2: DISABLED BASIN
200mm semi rounded lavatory basin to comply with SABS 497. In two tap hole configuration fitted with 2 No. chrome plated elbow action pillar-top, with 1/4 turn ceramic disc head and 8/16 Red indicators water applications and flanged bucket, chrome plated waste, chrome plated 32mm standing overflow tube, chrome plated bottle trap supplied with all necessary pipe connections. Fitted with concealed wall bracket in accordance to the manufacturer's specifications.

W3: WHITE GLAZED PORCELAIN WASH (VANITY)
Ceramic freesty size 450x350mm oval self-rimming vanity basin to comply with SABS 497 in one tap hole configuration supplied without overflow and fitted with 2No. chrome plated top with flanged bucket (code KM2.102) meeting top, mounting kit and angle valves. 400mm long flexible inlets and chrome plated bottle trap supplied with all necessary pipe connections. Basin mounted on cabinet or vanity unit with silicon sealant between cabinet and basin in strict accordance to manufacturer's specifications.

W4: SMALL BASIN & 2 TAP STRAY & SHOWER SET (FOR WORKSHOPS)
Vitreous china size 450x200mm wash basin to comply with SABS 497 in 2 tap hole configuration supplied with integrated overflow and chinistry hole with 2No. pillar-top, chrome plated anti-rattle plug with ceramic disc head and 8/16 Red indicators water applications and flanged bucket, chrome plated waste, chrome plated 32mm standing overflow tube, chrome plated bottle trap supplied with all necessary pipe connections. Fitted to wall using 2No. Semi-concealed cast iron brackets in accordance to the manufacturer's specifications.

W5: WASH & MIRROR TAP (FOR LABS)
Vitreous china size 450x200mm wash basin to comply with SABS 497 in one tap-hole configuration to comply with SABS 497 and 8/16 hole plugged and fitted with No. pillar-top, chrome plated anti-rattle plug with ceramic disc head and 8/16 Red indicators water applications and flanged bucket, chrome plated waste, chrome plated 32mm standing overflow tube, chrome plated bottle trap supplied with all necessary pipe connections. Fitted to wall using 2No. Semi-concealed cast iron brackets in accordance to the manufacturer's specifications.

W6: MEDIC BASIN & FITTINGS (SICK BAY)
Vitreous china size 450x200mm wash basin to comply with SABS 497 in two tap hole configuration fitted with 2 No. chrome plated elbow action pillar-top, with 1/4 turn ceramic disc head and 8/16 Red indicators water applications and flanged bucket, chrome plated waste, chrome plated 32mm standing overflow tube, chrome plated bottle trap supplied with all necessary pipe connections. Fitted with concealed wall bracket in accordance to the manufacturer's specifications.

W7: CERAMIC SINK
Ceramic freesty 425 x 335 x 180 mm rectangular laboratory sink without overflow, with a centre waste outlet, fitted to wall on two semi-concealed brackets supplied with all necessary accessories (all to be acid resistant)
• Mirror type G
• Paper towel dispenser K8 and bin type K3.
• Soap dispenser type K5.
• Spoutback comprising 2No. rows of wall free type R5 as per finishes schedule and grout in compliance to manufacturer's specifications and government standard specifications. Installation heights as indicated in the drawings.

SINKS:
K1: STAINLESS STEEL SINK
Stainless steel 1000 x 457mm inset single end bowl with recessed drainage ledge and folded edges. Bowl to be fitted to kitchen cupboard (cupboard elsewhere measured). Grade 304 (18/10) Stainless Steel sink to comply with SABS 905 fitted with: Approved Sink mixer-wall type, chrome plated swivel Outlet, adjustable and supplied with suitable accessories in accordance to manufacturer's specifications. Sink installation height = 900mm AFFL.

K2: STAINLESS STEEL SINK
Stainless steel 1500 x 457mm inset double end bowl with recessed drainage ledge and folded edges. Bowl to be fitted to kitchen cupboard (cupboard elsewhere measured). Grade 304 (18/10) Stainless Steel sink to comply with SABS 905 fitted with: Approved Sink mixer-wall type, with chrome plated overflow panel, adjustable wall flanges and supplied with suitable accessories in accordance to manufacturer's specifications. Sink installation height = 900mm AFFL.

K3: CERAMIC SINK
Ceramic freesty 425 x 335 x 180 mm rectangular laboratory sink without overflow, with a centre waste outlet, fitted to wall on two semi-concealed brackets supplied with all necessary accessories (all to be acid resistant)
• Mirror type G
• Paper towel dispenser K8 and bin type K3.
• Soap dispenser type K5.
• Spoutback comprising 2No. rows of wall free type R5 as per finishes schedule and grout in compliance to manufacturer's specifications and government standard specifications. Installation heights as indicated in the drawings.

K4: SINGLE WASH TROUGH (Inlet) & 2 no. TAPS
2000 x 550 x 200mm deep wash trough manufactured from grade 18/10 SS, stainless steel with radiused internal corners and provision for a 40mm dia. outlet. Fitted with Approved 2No. CP bibcocks - plain extended chrome plate, complete with sliding wall flange. Un-slotted sink waste with nut, plug with slimp, chain and stay, CP 'T' trap, with deep seal and opening eye. Rough brass Sink installation height = 900mm AFFL. Cut out size 555 x 425mm.

K5: DOUBLE WASH TROUGH (Inlet) & 2 no. TAPS
2200 x 550 x 200mm deep wash trough manufactured from grade 18/10 SS, stainless steel with radiused internal corners and provision for a 40mm dia. outlet. Fitted with Approved 2No. wall type bibcocks, with Swivel Outlet, adjustable wall flanges and exposed adjustable connectors. CP, Un-slotted sink waste with nut and plug with slimp, CP, Double drain back rubber deep seal 'T'-trap. Sink mounted on 2No. 25mm square S5 gallow brackets, front leg and adjustable foot piece of height of 915mm AFFL.

SANITARY ACCESSORIES

K1: SS TOILET ROLL HOLDER - 2 ROLL
Standard stainless steel toilet roll holder 2 roll 150mm width x 270mm high 275mm depth Toilet Roll Holder manufactured from 18/10 Stainless Steel, surface Soft finish, including screws and dowels and all other necessary accessories in accordance to manufacturer's specifications.

K2: GLASS MIRROR
6mm thick clear float glass silver-backed mirror, size 450x900mm height with polished beveled edges 4 times folded for and fixed, with chromium plated dome-headed mirror screws

K3: WASTE BIN
280W x 525H x 200D Waste bin manufactured from 18/10 Stainless Steel, Surface Satin Finish, Material Thickness 1.5mm, including Screws, dowels and all necessary accessories in accordance to manufacturer's specifications.

K4: SANITARY BIN (PLASTIC)
100mm x 200mm x 600mm Plastic Sanitary Pedal bin with capacity of 100 Litres per pack Complete with all necessary accessories and installed in accordance to manufacturer's specifications.

K5: SOAP HOLDER
Single semi-recessed ceramic soap dish Complete with all necessary accessories and installed in accordance to manufacturer's specifications.

K6: WALL GRAB RAILS-PARALEGIC
Stainless steel 914 x 90 x 32mm diameter wall floor grab rail, in satin polished finish complete with SS fixing screws and plastic wall plugs, installed as per manufacturer's instructions.

K7: GRAB RAILS (RIGHT LEAN) HAND-PARALEGIC
Stainless steel 914 x 90 x 32mm diameter hand floor grab rail and side tablet grab rail with 450mm high centre flange, in satin polished finish complete with SS fixing screws and plastic wall plugs, installed as per manufacturer's instructions.

K8: PAPER TOWEL DISPENSER
330mmWx265mmHx230mmD tear and dry paper hand towel dispenser in stainless steel. Complete with screws, locking key, and all necessary accessories and installed in accordance to manufacturer's specifications.

K9: SOAP DISPENSER (ISH - WALL MOUNTED)
115W x 200H x 110D Stainless steel hand free soap dispenser. Complete with screws, locking key, and all necessary accessories and installed in accordance to manufacturer's specifications.

K10: ALUMINIUM COAT HOOKS (MULTITRACK)
800mm Wide x 220mm High x 90mm High Aluminium Multitrack Hat and Coat Hook in multi-track two hooks Configuration With Anodised Silver Finish Complete with Screws.

K11: HAND DRYER (Hands free)
As per Electrical Engineers specification

K12: TOWEL RAIL
55mm dia. Polished 900mm long towel rail complete with all necessary accessories in accordance to manufacturer's specifications. Installation height as per architect's drawing.

K13: SHOWER CURTAIN RAIL (Height)
20mm dia. standard chromium plated shower curtain rail 1300mm long with flanged ends and screws CP fixing height as per PA's drawing.

GENERAL FIXTURES

G1: DOOR PROTECTOR
200mm wide PVC Door Protector manufactured in high impact resistant rigid PVC (Colour Grey) and cut to full door width from 3m length, installed strictly in accordance to manufacturer's specifications. Installation height 900mm above FFL, or as specified.

G2: PROTECTOR SCREEN
Full height PVC Screen size 2440 x 1850mm (Viewing area 2240 x 1750mm) with wall-mounted code SC0400 Keystone Brackets Adjustable Set of 2, size 300mm. To be supplied complete with all accessories, and fitted in strict accordance with manufacturer's instructions.

G3: FINBARQ 150W X 1000H
Finbaroid size 1500mm W x 1000mm W comprising of laminated self board core priming material beaded all round with anodised aluminium channel surround mitred at the corners. To be fitted complete with fixing brackets, screws and wall plugs at 900mm above floor level.

G4: FINBARQ 300W X 1200H
Finbaroid size 3000mm W x 1200mm W comprising of laminated self board core priming material beaded all round with anodised aluminium channel surround mitred at the corners. To be fitted complete with fixing brackets, screws and wall plugs at 900mm above floor level.

G5: WINDOW NORMAL BUNDS (vertical blinds)
127 mm vertical deco blinds with anodised aluminium headrail fitted with colour coordinated insert. All runners to be wheeled and fitted with individual clutch mechanism. All runners to be connected by stainless steel links. The mechanism to be operated by a nylon ball chain with a reduction gear ratio a fully enclosed cap. Blinds to be face fixed

FINISHES LEGEND

FLOORS:

F1: PORCELAIN TILES - MATI (CONTOUR RESISTANT & ANTI-SLIP)

450 x 450 11.5mm kiln-dried floor tiles or similar approved by architects, fixed with adhesive, painted with finished waterproof jointing compound. Grouting to be grey, tiles should have expansion joint and aluminium edging strip.

F2: PORCELAIN TILE - MATI

450 x 450 x 10mm thick matt porcelain tile to comply with SABS 1449 laid on approved pattern by an approved specialist to comply with SABS 107 and approved adhesives and grout on screeds. With Thickness/Specification in strict compliance to manufacturer's instructions and SABS specification. Fittings to include, ribbed angle files where there is change of level & Movement Joints of 6mm Wide With Patent Aluminium Movement Joints Strips Consisting Of Synthetic Fibre Inserts Installed At Intervals As Per Manufacturer's Instruction. Colour and pattern to architects approval.

F3: CARPETILES

500mm x 500mm . 1005 PFX staple fibre carpet tiles To Comply With SABS 1419 (heavy commercial) consisting of fibres set out on waterproof vinyl backing and to comply with EN 1307 Wear Class 4 (heavy duty), laid with approved adhesive on 30mm thick cement screeds in strict compliance with manufacturer's instructions. Carpet tiles to conform to BS 4790 on fire rating, and DIN 54824 on wira test and 50 body test at less than 2kV at 25% RH on static electricity. Colour and pattern to architects approval.

F4: CEMENT SAND SCREED

30mm thick polished cement sand screed with 13mm Stone Nominal aggregate for Topping to comply with SABS 1083 or latest revision for concrete.

F5: EXTERIOR MULTI COLOURED CONCRETE INTERLOCKING PAVES

65mm thick multi-coloured concrete paves laid on sand bedding to civil/structural engineer's specification in approved pattern and compacted to approval and grouted in strict accordance to manufacturer's specifications. All to be manufactured and installed in strict compliance to SABS 1058 or Latest Revision.

F6: GRANULITIC FINISH

22mm thick unsealed Granulitic finish composed of one part cement, one part fine sand, two parts coarse sand and one part granite that would pass through a 5mm mesh sieve laid by specialist in panels not exceeding 10m², divided with approved brass dividing strips. All to be manufactured and installed in strict compliance to the latest SABS approved standards. Colour, pattern and aggregate size to architects approval.

F7: INTERLOCKING PAVES (RIGID PAVING/VEHICULAR WAYS)

220mm x 197mm x 50 mm thick concrete interlocking paves, 25 mpa, manufactured to SABS spec 1058, laid on sand bedding to civil/structural engineer's specification to a 'herringbone' pattern to the Architect's approval.

F8: SEMI-FLEXIBLE VINYL SHEETING (CORROSION RESISTANT/ANTI-SLIP)

2.5mm Thick Heavy Traffic Use, Corrosive Resistant & Anti-Slippery Vinyl Sheeting Semi-Flexible To Comply With SABS 584. With Static Dissipative Properties Throughout Thickness, Engineered for ESD or TD (anti-static) Protection Vinyl Sheet, Laid on Self-Levelled Smooth Screed glued with conductive adhesive to SABS 070 or Latest Revision in Accordance to Manufacturer's Instructions And Installed By Approved Specialist. Joints Shall be Welded as Per Manufacturer's Specifications With No more than 2mm Gap. Clean & Polish Floor in Compliance With SABS 1042, Colour To Architect Approval On Sample Presentation. Contractor to provide Certificate of Static Current Conductivity, Contractor to provide Certificate of Static Current Conductivity, Corrosive resistant & Anti-Slippery.

F9: GRAVEL FINISH ON SAND LAYER

32mm Gravel On Compacted Sand Layer Base as Per PEE Details installed in All Duct Chambers Accommodating Sanitary Services.

SKIRTING:

S1: HARDWOOD OR EQUAL AND APPROVED

18 x 25mm x 20mm Moulded Hardwood Skirting to comply with SANS 1099, fixed to walls in long lengths with splayed heading joints and mitred corners with screws and plugs at centres not exceeding 400mm, and fixed with a 19mm x 19mm quadrant bedding. The skirting to be varnished with 3No. coats of egg shell clear varnish to comply with SABS/SANS 381 type 1.

S2: CERAMIC TILE SKIRTING

600mm wide x 100mm high x 7mm thick matt porcelain tile to comply with SABS 1449 laid with approved adhesives and grout on 22mm thick screeds in strict compliance to manufacturer's instructions and SABS specification, with cone base and slight lip. Complete with corner and top trims. Fittings to include, ribbed angle files where there is change of level. Colour and pattern to architects approval.

S3: CEMENT SAND SCREED

75 mm high x 20 mm thick hardened cement sand screed skirting covered at 50 mm dia. to form a continuous joint with the adjoining screed floor finish to FA's approval. All to be manufactured and installed in strict compliance With SABS 1083 or latest revision.

WALL FINISHES:

W1: FACE BRICK

FEK face brick in common running bond to comply with SABS 227 and forming part of the structural wall.

W2: EMULSION (PVA) PAINT - FULL HEIGHT

2 No. coats of PVA matt finish emulsion paint to SABS 1584 applied on plastered surface primed and with 1 no. coat undercoat to SABS 681 grade), in accordance to manufacturer's instructions.

W3: ENAMEL (ENAMEL) PAINT

2 no. coats matt (egg shell) finish alkyl (jeromel) paint to SABS 630, type 2 applied on plastered surfaces with 1 no coat alkali resistant primer to SABS 1416 and 1 no. coat undercoat to SABS 681 grade), in accordance to manufacturer's instructions.

W4: GLAZED CERAMIC WALL TILES / ENAMEL PAINT COMBO

Combination of: 600mm wide x 300mm x 7mm thick high glazed ceramic tiles To Specification "R5", laid on 15 mm thick plaster prepared to receive wall tiles fixed with approved adhesives and grout in compliance to manufacturer's specifications and government standard specifications laid from finish floor level to window level AND ENAMEL paint to specification "R2" To Comply with SABS 630 or latest revision applied from 2100 mm above finished floor level to ceiling height all in strict compliance to manufacturer's instructions. All to be manufactured and installed in strict compliance to the latest SABS Standards.

W5: CERAMIC WALL TILES - FULL HEIGHT

600mm x 300mm x 7mm thick high glazed ceramic tiles to Comply with SABS 22 or Latest revision, laid on 15 mm thick plaster prepared to receive wall tiles fixed with approved adhesives and grout in compliance to manufacturer's specifications and government standard specifications. Tiles to be laid to full ceiling height. All to be manufactured and installed in strict compliance SABS 22 Standard. All to be manufactured and installed in strict compliance to the latest SABS Standard.

CEILING AND CORNICE:

C1: 9mm GYPSUM BOARDS FINISH PLASTERED CEILINGS OR EQUAL AND APPROVED

'GypCel Classic' gypsum plasterboard ceiling EQUAL & APPROVED consisting of 1 layer Gyproc RhinoBoard 9mm (locally manufactured, ISO 9001 & 14001 certification, recycled paper content, Ecospecifier listing) fixed to timber bracing installed at maximum 300mm centres using Gyproc RhinoBoard Sharp Point Grabber Screws 32mm at maximum 150mm centres. Apply, Gyproc RhinoTape to all joints and skim the ceiling using Gyproc RhinoLite.

C2: FIBRE CEMENT BOARDS (H-JOINTED)

6.4mm thick GypCel Prestige 5' fibre cement ceiling boards or EQUAL & APPROVED consisting of 1 layer Gyproc RhinoBoard 9 mm (locally manufactured, ISO 9001 & 14001 certification, recycled paper content, Ecospecifier listing, non-combustible to SANS 10177.5) fixed to EK 38mm x 50mm timber bracing installed at maximum 400mm centres using Gyproc RhinoBoard Sharp Point Grabber Screws 32mm at maximum 150mm centres with all necessary accessories, finished with 3 No. coats of super PVA external quality paint colour to PA's approval. Gyproc RhinoTape to all joints and skim the ceiling using Gyproc RhinoLite.

C3: PATENT SUSPENDED ACOUSTIC TILES OR EQUAL AND APPROVED

1200mm x 600mm x 15mm Gyproc Calotex (Pre-Plastered or Fire Rated OR EQUAL & APPROVED) laid into Donn ceiling grid and secured into place using Donn Hold Down Clips @ 200mm c/c. Donn Wall Angle M6 fixed to the perimeter wall using fixings @ 300mm centres. Donn 138 FR Main Tees @14mm thickness, 2150 g/m² coating, locally manufactured, recycled content, ISO 9001 & 14001 certification) at 1200 centres & Donn 138V (1200 long) Cross Tees at 600 centres. Suspend main tees @ 1200mm c/c using Donn Hanger Strap 19mm suitably fixed to the building's structural members. Donn Galvanized Hanger Strap 19mm at maximum 150mm on both sides of the fire notch. All fire notches to be in line. Suspend all full length 1200 Cross Tees at their mid-point using Donn Hanger Strap 19mm suitably fixed to the building's structural members. All to comply with latest SANS 803 including all necessary accessories and installed in strict accordance to manufacturer's specifications.

C4: EMULSION (PVA) PAINT OR EQUAL AND APPROVED

'Emulsion (PVA) Paint on Skimmed Plastered Stud' 3No. coats of PVA emulsion ceiling paint to latest SANS 1584 approved on 6mm thick light weight hemi-hydrate gypsum plaster on concrete slab soffit.

ROOF COVERING AND INSULATION:

R1: EMBOSSED ROOFING SHEET (TWO SIDES)

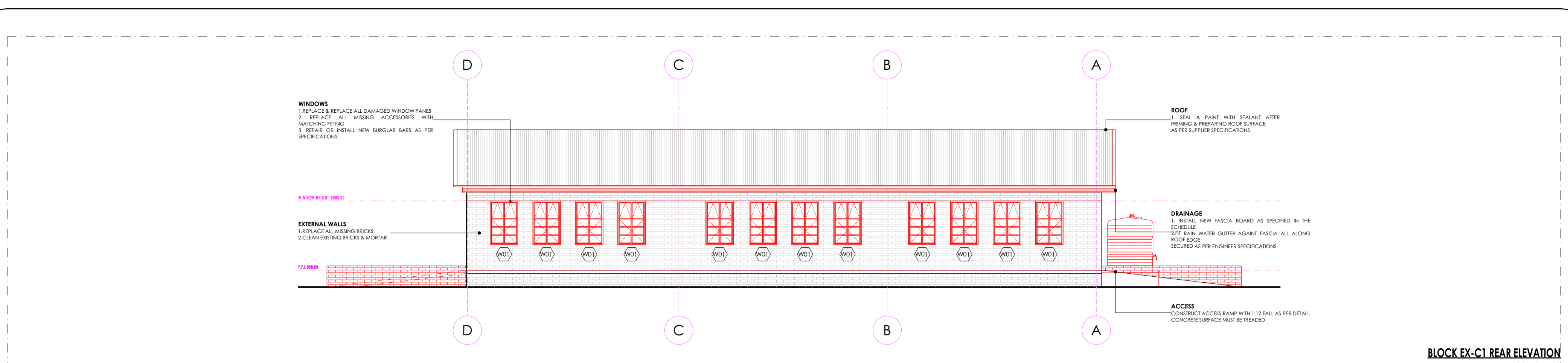
Roofing Sheets: 1.50mm thick concealed fixing roofing sheets manufactured from roll-formed from certified steel complying with ISO 530 (RT). The profile shall have three trapezoidal ribs @ 200mm centres giving a flat corner of 45mm. The rib height shall be 41mm and provide cavity breaks. The male rib shall have gaps of 28mm centres to ensure a positive double interlocking action at side-laps. Each pan shall incorporate two stiffener ribs. Profiled roof sheets to be coated on both sides with 'Global Coat' or 'Chromalok Colour' and laid on structural timber/steel structure incorporating all necessary accessories such as fixings and eave closes in strict compliance to manufacturer's instructions.

Insulation: SHALL EITHER BE: 1. where there are acoustic ceilings suspended board, a heavy duty 'Aluminium stonafon foil' shall be installed AND 2. where the steel work is exposed, a 50mm 'Factoryboard' manufactured from noncombustible glass fibres and thermo-setting resin binder supplied size 2400mm x 1200mm and 80kg/m³ and finished with white metalized foil.

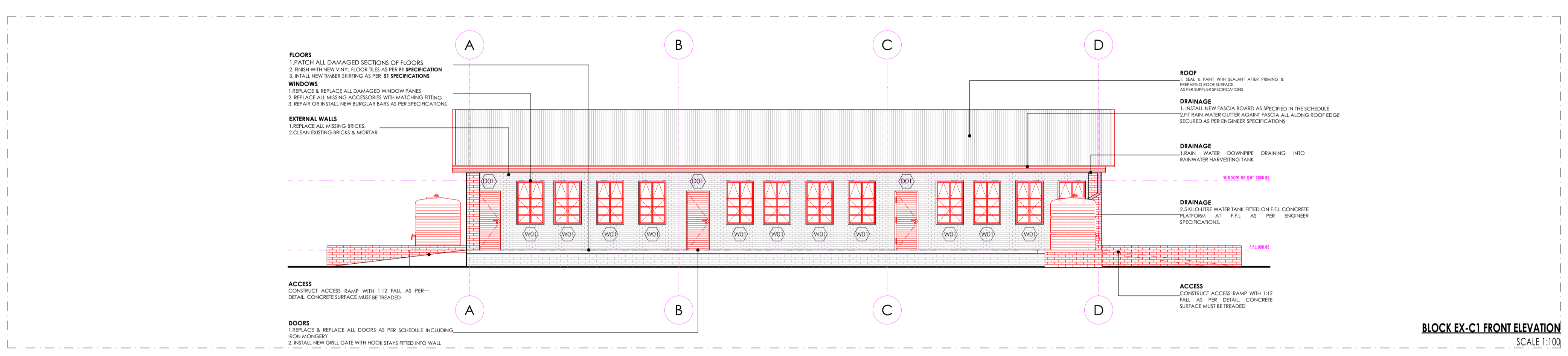
Galvanized Steel Gull Gutters: 150mm Wide x 100mm Deep x 0.6mm Eave Gutter of Commercial Grade Steel With Class Z275 Galvanizing To Comply With SABS 934 or latest Revision Fixed To Painted Fibre Cement Facia Board Together with standard accessories discharging into Rainwater Downpipes.

Downpipes: 110 x 110 x 0.6mm Thick Commercial Grade Galvanized Steel Sheet With Class Z275 Galvanizing To Comply With SABS 934 or Latest Revision to or built into walls or cast in concrete columns fixed to brickwork or steel including brackets and self-lapping screws to Manufacturer Installation instructions.

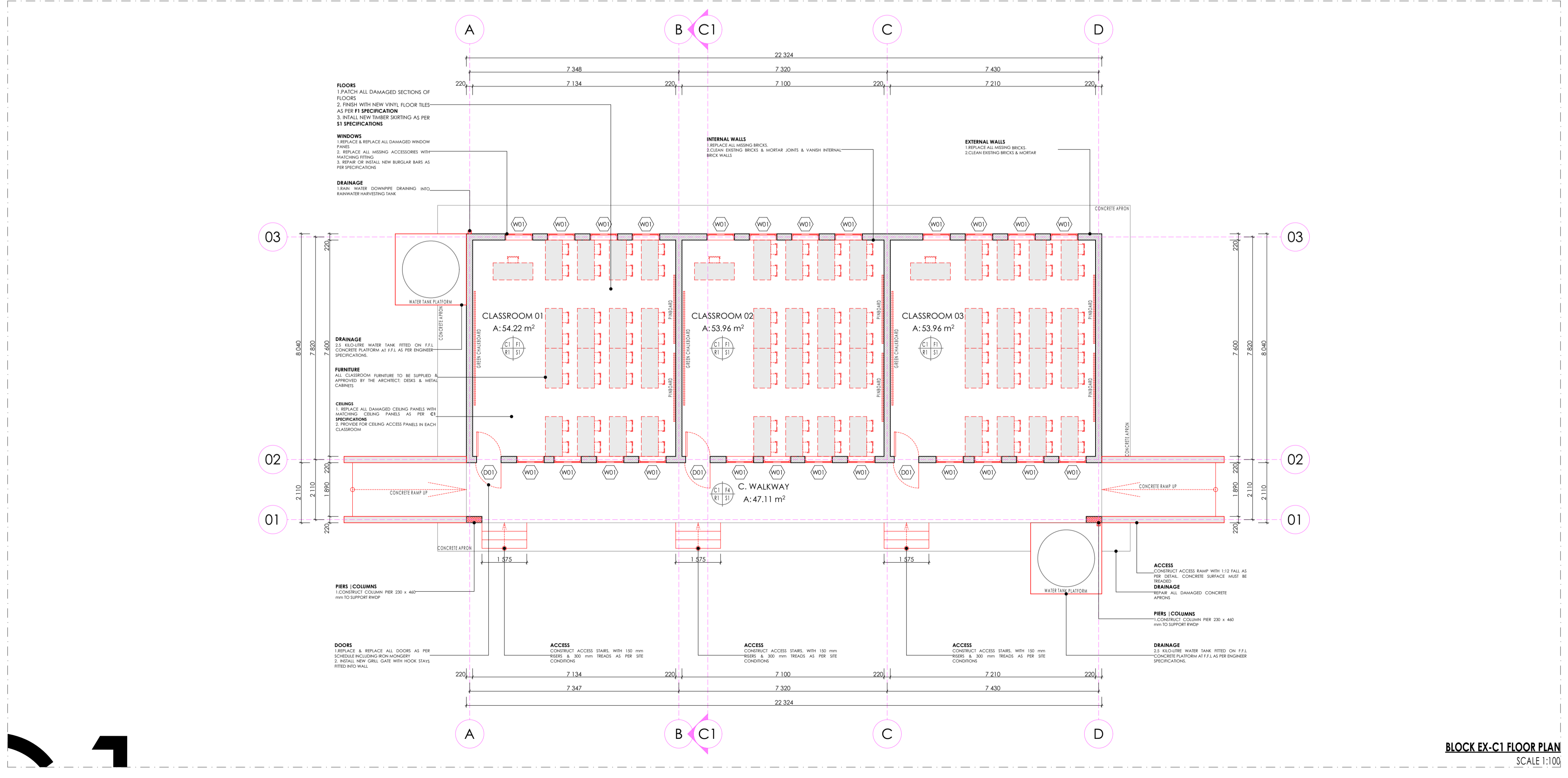
Facia board: 250 x 10 mm Fibre Cement Facia/Barge Board. Screw Fixed To Tuss Ends & Counter Batten With Countersunk Brass Screws. Prepare & Apply One Universal Undercoat & Two Coats Super Acrylic P.V.A.



BLOCK EX-C1 REAR ELEVATION
SCALE 1:100



BLOCK EX-C1 FRONT ELEVATION
SCALE 1:100



BLOCK EX-C1 FLOOR PLAN
SCALE 1:100

ISSUED FOR TENDER

LEGEND

[Red line]	NEW WALLS
[Grey line]	EXISTING WALL TO BE RETAINED
[Yellow dashed line]	EXISTING WALL TO BE DEMOLISHED
[Red dashed line]	NEW FIXTURES & FITTING TO BE INSTALLED
[Red and grey dashed line]	ITEMS IN RED AND (OR) DASHED LINES ARE TO BE REPAIRED AND (OR) REPLACED

NOTES
ALL DIMENSIONS ARE IN MILLIMETERS UNLESS OTHERWISE STATED
DIMENSIONS TO BE READ, NOT TO SCALED FROM THIS DRAWING
CONTRATORS TO CONFIRM ALL DIMENSIONS ON SITE BEFORE CONSTRUCTION COMMENCES & ANY DISCREPANCY TO BE REPORTED TO THE PROJECT ARCHITECT

FINISHES LEGEND

CEILING FINISH	C	F	FLOOR FINISH
WALL FINISH	R	S	WALL SKIRTING FINISH

SIGNATURE TABLE

DISCIPLINE	SIGN	DATE
CLIENT		
PLAN EXAMINER		
FIRE CONTROL		
ENVIRONMENTAL		
ROADS STORMWATER		
WATER & SANITATION		

REVISIONS

REV. NO.	DATE	DESCRIPTION
0	JUL 21	FIRST ISSUE FOR TENDER

LIMPOPO
PROVINCIAL GOVERNMENT
REPUBLIC OF SOUTH AFRICA

DEPARTMENT OF
PUBLIC WORKS, ROADS & INFRASTRUCTURE
INSTITUTION

NRGONYELETSE SECONDARY - 924 642 329

RESTORATIVES, REPAIRS & ADDITIONS

CONTRACT - SECTION

DOCUMENTATION & PROCUREMENT

DISCIPLINE: **ARCHITECTURAL** 4

WORK DESCRIPTION - SUB DIVISION

RENOVATION DRAWINGS - STAGE 04

DRAWING DESCRIPTION

C1 PLAN | FRONT & REAR ELEVATION

DRG. NO.	D16-101-01	01/02	ITEM No.
DESIGN	NA	SMIN	DRAWN
SCALE	AS SHOWN	T.M	CHECK
DATE	NAME	SIGN	PR. NUMBER
NOV 2019	T. MANAYAZA		P/Arch 43981757

DRAWING CO-ORDINATED

CONSULTANT

TECTURA - INTERNATIONAL

CAPE TOWN SOUTH AFRICA 100 WATERLOO STREET CANTONMENT 7031 TEL: +27 21 462 3300 FAX: +27 21 462 3301 WWW.TECTURA.COM	JOHANNESBURG SOUTH AFRICA 100 WATERLOO STREET CANTONMENT 2001 TEL: +27 11 462 3300 FAX: +27 11 462 3301 WWW.TECTURA.COM	NORWICH SOUTH AFRICA 100 WATERLOO STREET CANTONMENT 7031 TEL: +27 21 462 3300 FAX: +27 21 462 3301 WWW.TECTURA.COM	NORWICH SOUTH AFRICA 100 WATERLOO STREET CANTONMENT 7031 TEL: +27 21 462 3300 FAX: +27 21 462 3301 WWW.TECTURA.COM
--	---	--	--

CONTRACTOR

CAD SYSTEM	AUTOCAD	FILE NAME	
SIZE	PROJECT NUMBER	REV	
A1	LDPW - PROF/16002/D16	0	

FINISHES LEGEND

- FLOORS:**
F1- PORCELAIN TILES - MATI (Corrosive Resistant & Anti-Slippery)
 420 x420 15mm kiln-fired floor tile or similar approved by architects, fixed with adhesive, painted with finished waterproof jointing compound. Grouting to be grey. Tiles should have expansion joint and aluminium edging strip.
F2- PORCELAIN TILES - MATI
 420 x 420 15mm thick matt porcelain tile to comply with SABS 1449 laid on approved pattern by an approved specialist to comply with SABS 1107 and approved adhesives and grout on screeds. With Thickness/Specification in strict compliance to manufacturer's instructions and SABS specification. Filings to include, ribbed angle files where there is change of level & Movement Joints of 6mm Wide With Patent Aluminium Movement Joints Strips Consisting Of Synthetic Fibre Inserts Installed At Intervals As Per Manufacturer's Instruction. Colour and pattern to architects approval.
F3- CARPETILES
 500mm x 500mm . 100S PFK staple fibre carpet tiles to Comply With SABS 1419 (heavy commercial) consisting of fibres set out on waterproof vinyl backing and to comply with EN 1307 "Wear Class 4 (heavy duty)", laid with approved adhesive on 30mm thick cement screeds in strict compliance with manufacturer's instructions. Carpet tiles to conform to BS 4790 on fire rating, and DIN 54824 on wear test and 500 body feet at less than 2kV at 25% RH on static electricity. Colour and pattern to architects approval.

- F4- CEMENT SAND SCREED**
 30mm thick polished cement sand screed with 13mm Stone Nominal aggregate for Topping to comply with SABS 1083 or latest revision for concrete.
F5- EXTERIOR MULTI COLOURED CONCRETE INTERLOCKING PAVERS
 65mm thick multi-coloured concrete pavers laid on sand bedding to civil/structural engineer's specification in approved pattern and compacted to approval and grouted in strict accordance to manufacturer's specifications. All to be manufactured and installed in strict compliance to SABS 1058 or Latest Revision.
F6- GRANULITIC FINISH
 22 mm thick unsealed Granulitic finish composed of one part cement, one part fine sand, two parts coarse sand and one part granite that would pass through a 5mm mesh sieve laid by specialist in panels not exceeding 10m2, divided with approved brass dividing strips. All to be manufactured and installed in strict compliance to the latest SABS approved standards. Colour, pattern and aggregate size to architects approval.


- F7- INTERLOCKING PAVERS (RIGID PAVING/VEHICULAR WAYS)**
 220mm x 175mm x 50 mm thick concrete interlocking pavers, 25 n/m² manufactured to SABS spec 1058, laid on sand bedding to civil/structural engineer's specification to a herringbone pattern to the Architect's approval.
F8- SEMI-FLEXIBLE VINYL SHEETING (CORROSIVE RESISTANT/ANTI-SLIPPERY)
 2.5mm Thick Heavy Traffic Use, Corrosive Resistant & Anti-Slippery Vinyl Sheeting Semi-Flexible To Comply With SABS 584. With Static Dissipative Properties Throughout Thickness, Engineered for ISO or ISO (anti-static) Protection Vinyl Sheet. Laid on Self Levelled Smooth Screed gird with conductive adhesive to SABS 070 or Latest Revision In Accordance To Manufacturer's Instructions And Installed By Approved Specialist. Joints Shall Be Welded As Per Manufacturer's Specifications With No more than 2mm Gap. Clean & Polished Floor in Compliance With SABS 1042, Colour To Architect Approval On Sample Presentation. Contractor to provide Certificate of Static Current Conductivity, Contractor to provide Certificate of Static Current Conductivity, Corrosive resistant & Anti-Slippery.
F9- GRAVEL FINISH ON SAND LAYER
 32mm Gravel On Compacted Sand Layer Base As Per PFE Details installed in All Duct Chambers Accommodating Sanitary Services.

- SKIRTING:**
S1- HARDWOOD OR EQUAL AND APPROVED
 18 x 25mm x 20mm Moulded Hardwood Skirting to comply with SABS 1099, fixed to walls in long lengths with splayed heading joints and mitred cones with screws and plugs of centres not exceeding 400mm, and fixed with a 19mm x 19mm quadrant bedding. The skirting to be finished with 2No. coats of egg shell clear varnish to comply with SABS/SANS 381 Type 1.
S2- CERAMIC TILE SKIRTING
 600mm wide x 100mm high x 7mm thick matt porcelain tile to comply with SABS 1449 laid with approved adhesives and grout on 20mm thick screeds in strict compliance to manufacturer's instructions and SABS specification, with cone base and straight top. Complete with corner and top trims. Filings to include, ribbed angle files where there is change of level. Colour and pattern to architects approval.
S3- CEMENT SAND SCREED
 75 mm high x 20 mm thick hardened cement sand screed skirting covered at 50 mm dia. to form a continuous joint with the adjoining screed floor finish to FA's approval. All to be manufactured and installed in strict compliance With SABS 1083 or latest revision.

- WALL FINISHES:**
R1- FACE BRICK
 FFK face brick in common running bond to comply with SABS 227 and forming part of the structural wall.
R2- EMULSION (PVA) PAINT - FULL HEIGHT
 2 No. coats of PVA matt finish emulsion paint to SABS 1584 applied on plastered surface primed and with 1 no. coat undercoat to SABS 681 grade), in accordance to manufacturer's instructions.
R3-ALYD (ENAMEL) PAINT
 2 no. coats matt (egg shell) finish alyd (enamel) paint to SABS 630, type 2 applied on plastered surfaces with 1 no coat alkali resistant primer to SABS 1416 and 1 no. coat undercoat to SABS 681 grade), in accordance to manufacturer's instructions.
R4- GLAZED CERAMIC WALL TILES / ENAMEL PAINT COMBO
 Combination of 600mm wide x 300mm x 7mm thick high glazed ceramic tile to Specification "R3", laid on 15 mm thick plaster prepared to receive wall tiles fixed with approved adhesives and grout in compliance to manufacturer's specifications and government standard specifications laid from finish floor level to window level AND ENAMEL paint to specification "R2" To Comply with SABS 630 or latest revision applied from 2100 mm above finished floor level to ceiling height all in strict compliance to manufacturer's instructions. All to be manufactured and installed in strict compliance to the latest SABS Standards.
R5-CERAMIC WALL TILES - FULL HEIGHT
 600mm x 300mm x 7mm thick high glazed ceramic tiles to Comply with SABS 22 or latest revision, laid on 15 mm thick plaster prepared to receive wall tiles fixed with approved adhesives and grout in compliance to manufacturer's specifications and government standard specifications. Tiles to be laid to full ceiling height. All to be manufactured and installed in strict compliance SABS 22 Standard. All to be manufactured and installed in strict compliance to the latest SABS Standards.

- CEILING AND CORNICE:**
C1- 7mm GYPSUM BOARDS FLUSH PLASTERED CEILINGS OR EQUAL AND APPROVED
 Gyproc Classic gypsum plasterboard ceiling EQUAL & APPROVED consisting of 1 layer Gyproc RhinoBoard 9mm (locally manufactured, ISO 9001 & 14001 certification, recycled paper content). Ecopecifier listing, non-combustible to SANS 10177:5 fixed to Ek 38mm x 50mm timber branding installed at maximum 400mm centres using Gyproc RhinoBoard Sharp Point Grabber Screws 32mm at maximum 150mm centres. Apply, Gyproc RhinoTape to all joints and trim the ceiling using Gyproc RhinoTite.
C2- FIBRE CEMENT BOARDS (H-JOINTED)
 6.4mm thick Gyproc Prestige 5' fibre cement ceiling boards or EQUAL & APPROVED consisting of 1 layer Gyproc RhinoBoard 9 mm (locally manufactured, ISO 9001 & 14001 certification, recycled paper content). Ecopecifier listing, non-combustible to SANS 10177:5 fixed to Ek 38mm x 50mm timber branding installed at maximum 400mm centres using Gyproc RhinoBoard Sharp Point Grabber Screws 32mm at maximum 150mm centres with all necessary accessories, finished with 3 No. coats of super PVA external quality paint colour to PA's approval. Gyproc RhinoTape to all joints and trim the ceiling using Gyproc RhinoTite.
C3- PATENT SUSPENDED ACOUSTIC TILES OR EQUAL AND APPROVED
 1200mm x 600mm x 15mm Gyproc Caloria (P) Prefinished or Fire Finished OR EQUAL & APPROVED laid into Dorn ceiling grid and secured into place using Dorn Hold Down Clips @ 200mm c/c. Dorn Wall Angle M6 fixed to the perimeter wall using fixings at 300mm centres. Dorn 138 FR Main Tees @ 4mm thickness, 2150 g/m² coating, locally manufactured, recycled content, ISO 9001 & 14001 certification) at 1200 centres & Dorn TSBV (1200) Cross Tees at 600 centres. Suspend main tees @ 1200mm c/c using Dorn Hanger Strap 19mm suitably fixed to the building structural members. Dorn Galvanized Hanger Strap 19mm at maximum 150mm on both sides of the fire notch. All fire notches to be in line. Suspend off full length 1200 Cross Tees at their mid-point using Dorn Hanger Strap 19mm suitably fixed to the building structural members. All to comply with latest SANS 803 including all necessary accessories and installed in strict accordance to manufacturer's specifications.
C4 EMULSION (PVA) PAINT OR EQUAL AND APPROVED
 Emulsion (PVA) Paint on Skimmed Plastered Stoat 3No. coats of PVA emulsion ceiling paint to latest SANS 1584 approved on 6mm thick light weight hemi-hydrate gypsum plaster on concrete slab soffits.

- ROOF COVERING AND INSULATION:**
R11- EMBOSSED ROOFING SHEET (TWO SIDES)
 Roofing Sheets: 0.58mm thick concealed fixing roofing sheets manufactured from roll-formed from certified steel complying with ISO 9001. The profile shall have three trapezoidal ribs at 200mm center giving a net cover of 456mm. The rib height shall be 41mm and provide cavity drains. The male rib shall have a radius of 283mm centers to ensure a positive double interlocking action at side-laps. Each pan shall incorporate two stiffener ribs. Profiled roofbeams to be coated on both sides with "Global Coat" or "Chromalok Colour" and laid on structural timber/steel structure incorporating all necessary accessories such as fixings and dove clips in strict compliance to manufacturer's instructions.
Insulation: SHALL EITHER BE: 1. where there are acoustic ceilings suspended board, a heavy duty "Aluminium statorator foil" shall be installed AND 2. where the steel work is exposed, a 50mm "FactoryBoard" manufactured from noncombustible glass fibres and thermo-setting resin binder supplied size 2400mm x 1200mm and 80kg/m³ and finished with white meltable foil.
Galvanized Steel (GI) Gutter: 150mm Wide x 100mm Deep x 0.6mm Eave Gutter of Commercial Grade Steel With Class Z275 Galvanizing to Comply With SABS 934 or latest Revision Fixed To Painted Fibre Cement Facia Board Together with standard accessories discharging into Rainwater Downpipes.
Downpipe: 110 x 110 x 0.8mm Thick Commercial Grade Galvanized Steel Sheet With Class Z275 Galvanizing To Comply With SABS 934 or Latest Revision to be built into walls or cast in concrete columns fixed to brickwork or steel including brackets and self-tapping screws to Manufacturer Installation instructions.
Facia board: 150 x 110 mm Fibre Cement Facia/Barge Board. Screw Fixed To Tuss Ends & Counter Batten With Countersunk Brass Screws. Repairs & Apply One Universal Undercoat & Two Coats Super Acrylic P.V.A.




DOOR SCHEDULE:		WINDOW SCHEDULE:	
EXTERIOR DOOR	QUANTITY 03	EXTERIOR DOOR (SINGLE)	QUANTITY 03
DOOR DESCRIPTION	813 x 2022 x 46 mm THICK HEAVY DUTY EXTERIOR QUALITY HORIZONTALLY SLATED DOUBLE DOSED SALICINA DOOR FITTED TO COMPLY WITH SABS 545 EXTERIOR GRADE OR LATEST REVISION.	DOOR DESCRIPTION	PAINTED GALVANISED MILD STEEL GATE CONSISTING OF 10 x 10 mm MILD STEEL BARS PLACED AT 100 mm CENTRES AT A 90° ANGLE INCLUDING SECURITY MESH. COLOUR TO ARCHITECT'S SPECIFICATION TO COMPLY WITH SABS 681, GRADE D1 AND FINISH WITH TWO COATS ALYD EGG-SHELL PAINT TO COMPLY WITH SABS 630
FRAME	STANDARD 1.6 mm IN DOUBLE REBATE PRESSED MILD STEEL DOOR FRAME WITH WALL MATCHING PROFILE IN COMPLIANCE WITH SABS 1129 OF THE LATEST REVISION COMPLETE WITH LEGS & FITTINGS TO ACCOMMODATE 943 x 910 DOOR LEAF	FRAME	50 x 50 mm GALVANISED MILD STEEL SQUARE WELDED TO FORM FRAME
FRAME FINISH	WASHABLE ENAMEL PAINT FINISH AS PER SABS 723 FOR PRIMER, SABS 681 FOR UNDERCOAT & SABS 630 TYPE 02 FOR FINISH COAT. COLOUR TO ARCHITECT'S APPROVAL	FRAME FINISH	1 x COAT ZINC CHROMATE PRIMER 2 x COATS GLOSS ENAMEL (EXTERIOR QUALITY)
DOOR FINISH	APPLY 3No. CLEAR EGG-SHELL VARNISH FOR INTERIOR TO COMPLY WITH SABS 887 TYPE D1, THIN DOWN PRST COAT WITH MINERAL TURPENTINE AS PER MANUFACTURER'S INSTRUCTIONS ALLOWING EACH COAT TO DRY OVERNIGHT. APPLY WOOD PRESERVATIVE TO EXPOSED EXTERIOR WOOD TO SATURATE THE SURFACE. WITH EACH COAT SOAKING IN BEFORE FURTHER COATS. APPLY UNGLAZED FURTHER SOAKING TAKES PLACE	DOOR FINISH	PAINTED MILD STEEL GATE CONSISTING OF 10 x 10 mm MILD STEEL BARS PLACED AT 100 mm AT CENTRES AT 90° ANGLE INCLUDING SECURITY MESH. TO COMPLY WITH SABS 681, GRADE D1 & FINISH WITH 2 COATS ALYD EGG-SHELL PAINT TO COMPLY WITH SABS 630 COLOR TO ARCHITECT'S SPECIFICATION
IRON MONGERY	APPROVED LOCKSET AS PER SUPPLIER DOOR STOP - POLISHED BRASS LOCK MOUNTED APPROVED ALUMINIUM ENGRAVING SIGN PLATE FOR APPROPRIATE ROOMS	IRON MONGERY	APPROVED LOCKSET AS PER SUPPLIER DOOR STOP - POLISHED BRASS LOCK MOUNTED APPROVED ALUMINIUM ENGRAVING SIGN PLATE FOR APPROPRIATE ROOMS
HINGES	3 No. STAINLESS STEEL MEDIUM DUTY BUTT HINGES	HINGES	3 No. STAINLESS STEEL MEDIUM DUTY BUTT HINGES

BLOCK EX-C1 DOOR SCHEDULE
SCALE 1:100

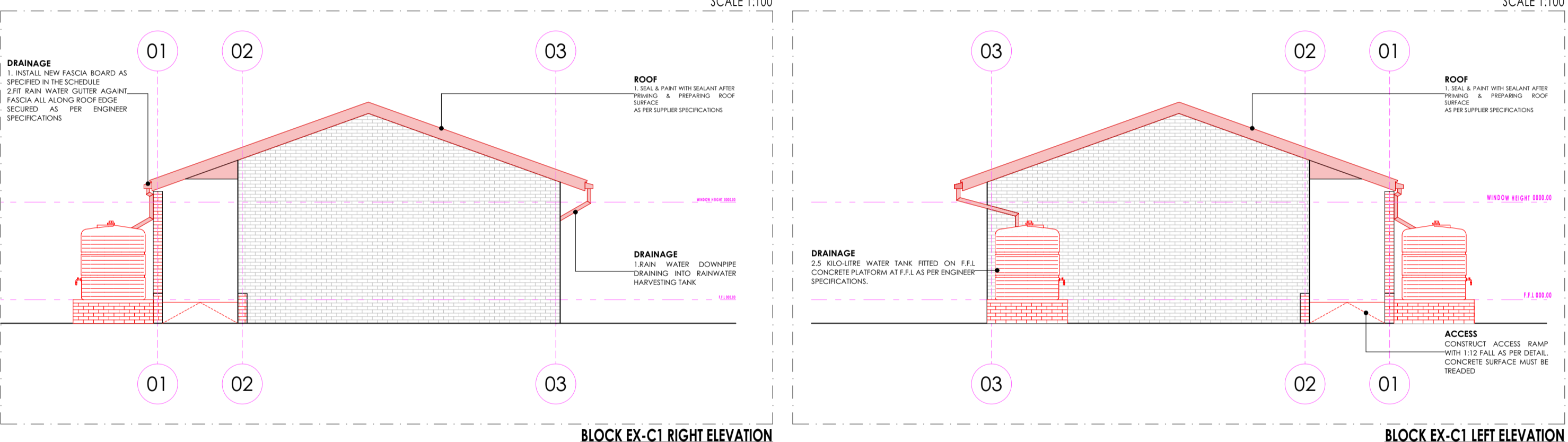
DOOR SCHEDULE:		WINDOW SCHEDULE:	
WINDOW	QUANTITY 20	WINDOW	QUANTITY 20
WINDOW DESCRIPTION	STANDARD 'SCHOOL TYPE' GALVANISED MILD STEEL DOUBLE SLIDE HUNG WINDOWS MANUFACTURED, ASSEMBLED & DELIVERED COMPLETE WITH IRON MONGERY COMPRISING APPROVED HINGES, PIVETING MECHANISMS, STAYS, FASTENERS & WEATHERS BARS TO OPERABLE PANELS; PLUGGED & SCREWED/BUILT-IN WALLING	WINDOW DESCRIPTION	STANDARD 'SCHOOL TYPE' GALVANISED MILD STEEL WINDOW FRAME, MANUFACTURED TO COMPLY WITH SABS 727. FRAMES TO BE FACTORY FINISHED WITH ZINC PHOSPHATE PRIMER TO COMPLY WITH SABS 1119 BEFORE DELIVERY & FINISHED WITH ONE UNIVERSAL UNDERCOAT TO COMPLY WITH SABS 681 GRADE D1. FINISHED WITH 2No. COATS ALYD ENAMEL PAINT TO COMPLY WITH SABS 630. COLOR TO ARCHITECT'S SPECIFICATIONS
FRAME	STANDARD STANDARD TYPE GALVANISED MILD STEEL WINDOW FRAME, MANUFACTURED TO COMPLY WITH SABS 727. FRAMES TO BE FACTORY FINISHED WITH ZINC PHOSPHATE PRIMER TO COMPLY WITH SABS 1119 BEFORE DELIVERY & FINISHED WITH ONE UNIVERSAL UNDERCOAT TO COMPLY WITH SABS 681 GRADE D1. FINISHED WITH 2No. COATS ALYD ENAMEL PAINT TO COMPLY WITH SABS 630. COLOR TO ARCHITECT'S SPECIFICATIONS	GLASS	6 mm SAFETY GLASS FIXED WITH PUTTY TO COMPLY WITH SABS 680. PUTTY MUST BE DELIVERED ON SITE IN SEALED CONTAINERS MARKED WITH SABS MARK OF APPROVAL
WINDOW FITTINGS	MATCH EXISTING WINDOW FITTINGS (ORIGINAL)	WINDOW FITTINGS	MATCH EXISTING WINDOW FITTINGS (ORIGINAL)
IRON MONGERY	ALL IRON MONGERY TO BE SUPPLIED MUST MATCH EXISTING OR SIMILAR & MUST BE APPROVED BY THE ARCHITECT	IRON MONGERY	ALL IRON MONGERY TO BE SUPPLIED MUST MATCH EXISTING OR SIMILAR & MUST BE APPROVED BY THE ARCHITECT
HINGES	FIXED, MANUFACTURER'S SPECIFICATION	HINGES	FIXED, MANUFACTURER'S SPECIFICATION

BLOCK EX-C1 WINDOW SCHEDULE
SCALE 1:100



BLOCK EX-C1 RIGHT ELEVATION
SCALE 1:100

BLOCK EX-C1 LEFT ELEVATION
SCALE 1:100




BLOCK EX-C1 SECTION C1
SCALE 1:50

SANITARY SCHEDULE

- WC'S URINALS & SHOWER**
W1- CERAMIC STANDARD WC (C/C) CONCEALED CISTERN
 Vitreous china 90° outlet WC or equal and approved. Top inlet closed rim back-to-wall pan. Floor Mounted to comply with SABS 497 & Fitted with "Jazz Thermo Seal Seal". Fitted with Concealed Flushing Cistern for WC 6-7 litres adjustable with small discharge valve access pneumatic discharge valve installed with dual flush ability & complete with all necessary fittings to manufacturer's specification and applicable SABS standards. Flush valve to be fitted with blank flush plate.
W2- CERAMIC PARALEGIC WC
 Vitreous china 90° outlet or equal and approved. Top inlet closed rim back-to-wall pan to comply with SABS 497. Fitted with Cistern installed complete with all necessary fittings to manufacturer's specification and applicable SABS standards. Flush valve to be fitted with suitable extension lever.
W3- CERAMIC PARALEGIC WC (C/C) CONCEALED CISTERN
 Vitreous china 90° outlet WC or equal and approved. Top inlet closed rim back-to-wall pan. Floor Mounted to comply with SABS 497 & Fitted with "Jazz Thermo Seal Seal". Fitted with Concealed Flushing Cistern for WC 6-7 litres adjustable with small discharge valve access pneumatic discharge valve installed with dual flush ability & complete with all necessary fittings to manufacturer's specification and applicable SABS standards. Flush valve to be fitted with suitable extension lever. Blank flush plate & offset push button for passage access.
W4- CERAMIC STANDARD WC (BACK INLET)
 Vitreous china 90° outlet WC or equal and approved. Top inlet closed rim back-to-wall pan to comply with SABS 497. Fitted complete with back inlet exposed flush-valve complete with all necessary fittings as per manufacturer's specifications and applicable SABS standards. Flush valve to be fitted with suitable extension lever.
W5- CERAMIC STANDARD WC (C/C)
 Vitreous china 90° outlet WC or equal and approved. Top inlet closed rim back-to-wall pan to comply with SABS 497. Fitted complete with matching 7 litre pushbutton top dual flush cistern fitted with quality approved heavy duty thermoseal seal and complete with all necessary fittings as per manufacturer's specifications and applicable SABS standards.
W6- CERAMIC WALL HUNG URINAL
 Vitreous china wall hung bowl urinal to comply with SABS 497. Supplied with suitable 38mm CP domical grommet, CP top inlet spreader and two hanger brackets and fitted with exposed flush-valve, and suitable bottle trap chrome finish as per manufacturer's specifications and applicable SABS standards.
W7- CERAMIC WALL HUNG URINAL
 Vitreous china wall hung bowl urinal to comply with SABS 497. Fitted complete with matching 7 litre pushbutton top dual flush cistern fitted with quality approved heavy duty thermoseal seal and complete with all necessary fittings as per manufacturer's specifications and applicable SABS standards.
S01- SHOWER
 20mm thick Chrome plated shower tray size 900x900x160 mm manufactured with anti slip pattern, with rounded internal corners, and 38 mm R3P grated waste fitting in corner position fitted with Shower set and complying with SABS 226 compliance of approval.
 • Glazed Shower Cubic with access door as per standard supply from manufacturer and fixed to site space configuration
 • Overhead shower arm with wall flange.
 • Chrome Plated Shower Head with built-in jetted connector
 • Chrome Plated Bath/Shower diverter mixer-wal type with sliding wall flanges and concealed connectors adjustable from 178mm to 203 mm centres. Shower tray to be recessed 50 mm into a 100mm high concrete plinth with exposed plinth face.
WASH - HAND BASIN
R1- WTB & MIXER TAP
 Vaso Sanitaryware Vitreous china size 560 x 415mm rounded "Tuscany" OR EQUAL AND APPROVE basin to comply with SABS 497 with single tap-hole configuration supplied with integrated overflow and chainstay hole through the centre semi-punched supplied with a "Tuscany" pedestal and fitted with "Inca Costa WaterJet" 15mm chrome push-button/demeter tap top with flanged backout (code KM2.102) meeting top, 30-32 CP anti-fall plug with angle valve, 300 mm basin waste, 365/40 CP bottle trap, mounting kit and angle valves.
R2- DISABLED BASIN
 420mm semi rounded lavatory basin to comply with SABS 497. In two top hole configuration fitted with 2 No chrome plated Elbow action pillar-top, with 1/4" turn ceramic disc head and 8/16" Red indicators water applications and flanged backout, chrome plated waste, chrome plated 32 mm standing overflow tube, chrome plated bottle trap supplied with all necessary pipe connections. Fitted with concealed wall bracket in accordance to the manufacturer's specifications.
R3- WHITE GLAZED PORCELAIN WTB (VANITY)
 Ceramic freecoy size 455x355mm oval self-removing vanity basin to comply with SABS 497 in one top hole configuration supplied without overflow and fitted with 1No. chrome plated tap with flanged backout (code KM2.102) meeting top, mounting kit and angle valves. 400mm long flexible inlets and chrome plated bottle trap supplied with all necessary pipe connections. Basin mounted on cabinet or wall with silicon sealant between contact areas in strict accordance to manufacturer's specifications.
R4- SMALL BASIN & 2 TAPSTAY & SHOWER SET (FOR WORKSHOPS)
 Vitreous china size 455x300mm wash basin to comply with SABS 497 in 2-top hole configuration supplied with integrated overflow and chainstay hole with 2No. pillar top, chrome plated outlet bottle trap with mounting kit and angle valves. 400mm long flexible inlets and chrome plated waste, chrome plated 32mm standing overflow tube, chrome plated bottle trap supplied with all necessary pipe connections. All brackets and fixing accessories in strict accordance to the manufacturer's specifications.
R5- WIDUITY BASIN & No. TAP (FOR LABS)
 Vitreous china size 420mm x 420mm semi rounded lavatory basin to comply with SABS 497. In two top hole configuration fitted with 2 No chrome plated Elbow action pillar-top, with 1/4" turn ceramic disc head and 8/16" Red indicators water applications and flanged backout, chrome plated waste, chrome plated 32mm standing overflow tube, chrome plated bottle trap supplied with all necessary pipe connections. Fitted to wall using 2No. Semi-concealed cast iron brackets in accordance to the manufacturer's specifications.
R6- MEDIC BASIN & FITTINGS (SICK BAY)
 Vitreous china size 420mm x 420mm semi rounded lavatory basin to comply with SABS 497. In two top hole configuration fitted with 2 No chrome plated Elbow action pillar-top, with 1/4" turn ceramic disc head and 8/16" Red indicators water applications and flanged backout, chrome plated waste, chrome plated 32mm standing overflow tube, chrome plated bottle trap supplied with all necessary pipe connections. Fitted with concealed wall bracket in accordance to the manufacturer's specifications.
 Combination of sanitaryware, accessories and general fittings comprising of:
 • Mirror type C1
 • Paper towel dispenser K8 and bin type K3.
 • Soap dispenser type K5.
 • Sanitaback comprising 2No. rows of wall tile finish R5 as per finishes schedule and grout in compliance to manufacturer's specifications and government standard specifications. Installation heights as indicated in the drawings.
SINKS:
X1- STAINLESS STEEL SINK
 Stainless steel 1000 x 457mm inset single end bowl with recessed drainage ledge and folded edges. Bowl to be fitted to kitchen cupboard (cupboard elsewhere measured). Grade 304 (18/10) Stainless Steel sink to comply with SABS 906 fitted with: Approved Sink mixer-wall type, chrome plated swivel Outlet, adjustable and supplied with suitable accessories in accordance to manufacturer's specifications. Sink installation height = 900mm AFFL.
X2- STAINLESS STEEL SINK
 Stainless steel 1500 x 457mm inset double end bowl with recessed drainage ledge and folded edges. Bowl to be fitted to kitchen cupboard (cupboard elsewhere measured). Grade 304 (18/10) Stainless Steel sink to comply with SABS 906 fitted with: Approved Sink mixer-wall type, with chrome plated overflow swivel Outlet, adjustable wall flanges and supplied with suitable accessories in accordance to manufacturer's specifications. Sink installation height = 900mm AFFL.
X3- CERAMIC SINK
 Ceramic freecoy 435 x 335 x 180 mm rectangular laboratory sink without an overflow, with a centre end waste outlet, fitted to wall on two semi-concealed brackets supplied with all necessary accessories (all to be acid resistant)
X4- SINGLE WASH TROUGH (Inlet & 2 no. TAPS)
 600mm x 500mm stainless steel wash trough manufactured from grade 18/10 SS. stainless steel with radiused internal corners and provision for a 40mm dia. outlet. Fitted with Approved 2No. CP bibbets - plan extended chrome plated, complete with sliding wall flanges. Un-slotted sink waste with back nut, plug with slimp, chain and stay, CP "P" trap, with deep seal and cleaning eye. Rough brass Sink installation height = 900mm AFFL. Cut out size 555 x 425mm.
X5- DOUBLE WASH TROUGH (Inlet & 2 no. TAPS)
 1200 x 550 x 200mm Double bowl wall hung wash trough manufactured from grade 304 (18/10) SS. radiused internal corners and provision for a 40mm dia. outlet, fitted with Approved 2no wall type bibbets, with Swivel Outlet, adjustable wall flanges and spaced adjustable connections. CP, Un-slotted sink waste with back nut and plug with slimp, CP. Double drain back rubber deep seal "P"-trap. Sink mounted on 2No. 25mm square S-gallow brackets, front leg and adjustable foot piece or height of 915mm AFFL.
SANITARY ACCESSORIES
K1- SS TOILET ROLL HOLDER- 2 ROLL
 Standard stainless steel toilet roll holder (2 roll) 150mm width x 270mm high 275mm depth Toilet Roll Holder manufactured from 18/10 Stainless Steel, surface Softy finish, including screws and dowels and all other necessary accessories in accordance to manufacturer's specifications.
K2- GLASS MIRROR
 6mm thick clear float glass silver-backed mirror, size 450x900mm height with polished beveled edges 4 times holed for and fixed, with chromium plated dome-headed mirror screws
K3- SS WASTE BIN
 325W x 525H x 200D Waste bin manufactured from 18/10 Stainless Steel, Surface Satin Finish, Material Thickness 1.5mm, including Screws, dowels and all necessary accessories in accordance to manufacturer's specifications.
K4- SANITARY BIN (PLASTIC)
 190mm x 200mm x 400mm Plastic Sanitary Pedal bin with capacity of 100 Litres per pack Complete with all necessary accessories and installed in accordance to manufacturer's specifications.
K5- SOAP HOLDER
 Single semi-recessed ceramic soap dish Complete with all necessary accessories and installed in accordance to manufacturer's specifications.
K6- WALL GRAB BAILS-PARALEGIC
 Stainless steel 914 x 90 x 32mm diameter wall grab rail in satin polished finish complete with SS fixing screws and plastic wall plugs. Installed as per manufacturer's instructions.
K7- GRAB BAILS (RIGHT HAND)- PARALEGIC
 Stainless steel 914 x 90 x 125mm diameter right hand side toilet grab rail with 450mm high centre flange. In satin polished finish complete with SS fixing screws and plastic wall plugs. Installed as per manufacturer's instructions.
K8- PAPER TOWEL DISPENSER
 300mmWx365mmx230mmD Tear and dry paper hand towel dispenser in stainless steel. Complete with screws, locking key, and all necessary accessories and installed in accordance to manufacturer's specifications.
K9- SOAP DISPENSER (HIGH- WALL MOUNTED)
 115W x 220H x 110D Stainless Steel Hand-Free soap dispenser. Complete with screws, locking key, and all necessary accessories and installed in accordance to manufacturer's specifications.
K10- ALUMINIUM COAT HOOKS (MULTITRACK)
 800mm Wide x 220mm High x 90mm High Aluminium Multitrack Hat and Coat Hook in multi-track two hooks Configuration With Anodised Silver Finish Complete with Screws.
K11- HAND DRYER (Hands free)
 As per Electrical Engineers specification
K12- TOWEL RAIL
 55mm dia. Polished 900mm long towel rail complete with all necessary accessories in accordance to manufacturer's specifications. Installation height as per architect's drawing.
K13- SHOWER CURTAIN RAIL (Height)
 20mm dia. Standard chrome plated shower curtain rail 1300mm long with flanged ends and screws CP fixing height as per PA's drawing.

GENERAL FIXTURES

- G1- DOOR PROTECTOR**
 200mm wide PVC Door Protector manufactured in high impact resistant rigid PVC (Colour Grey) and cut to door width from 3m length, installed strictly in accordance to manufacturer's specifications. Installation height 900mm above FFL, or as specified.
G2- PROTECTOR SCREEN
 Full cover PVC Screen Size 2440 x 1850mm (Viewing area 2240 x 1750mm) with wall-mounted CODE3000 Keystone Brackets Adjustable Set of 2, size 300mm. To be supplied complete with all accessories, and fitted in strict accordance with manufacturer's instructions.
G3- FINBOARD 150W X 100H
 Finboard size 1000mm H x 1500mm W comprising of laminated self board core priming material beaded all round with anodised aluminium channel surround mitred at the corners. To be fitted complete with fixing brackets, screws and wall plugs at 900mm above floor level.
G4- FINBOARD 300W X 120H
 Finboard size 1000mm H x 3000mm W comprising of laminated self board core priming material beaded all round with anodised aluminium channel surround mitred at the corners. To be fitted complete with fixing brackets, screws and wall plugs at 900mm above floor level
G5- WINDOW NORMAL BUNDS (vertical blinds)
 127 mm vertical deco blinds with anodised aluminium headrail fitted with colour coordinated insert. All runners to be wheeled and fitted with individual clutch mechanism. All runners to be connected by stainless steel links. The mechanism to be operated by a nylon ball chain with a reduction gear ratio a fully enclosed cap. Blinds to be fixed (fixed over the window opening) by means of concealed type fixing brackets.
G6- FLOOR DRAIN
 Cast iron flat type full-flow outlets size 110 mm diameter with centre ball, including connectors to downpipes.
G7- SS FLOOR EXPANSION JOINT COVER
 Concealed heavy-duty stainless steel movement joint strip, with polyurethane infill (colour grey). To be installed within the tile surface over the 20mm expansion joints, in accordance to the manufacturer's specifications.
G8- CHALKBOARDS- GREEN SURFACE COLOUR
 Vitreous system 1000 standard WHITEBOARD or EQUAL & APPROVED vitreous enamel steel utility school chalkboards wall-mounted size 480mm x 1140mm high manufactured in accordance with SABS Standard CE 36/204 Edition 4 and suitable for Class 1 Heavy Duty applications, as defined therein. Enamel steel Utility chalk board surfaces to be matt and freely structured olive green in Colour (Vitreous Colour Reference - Chalk Board Green LM197/2), supplied complete with integral anodised aluminium chalk rail (ACR), fixing components and secured in position to brickwork. The Chalk boards are to be fixed in position strictly in accordance with the manufacturer's instructions.



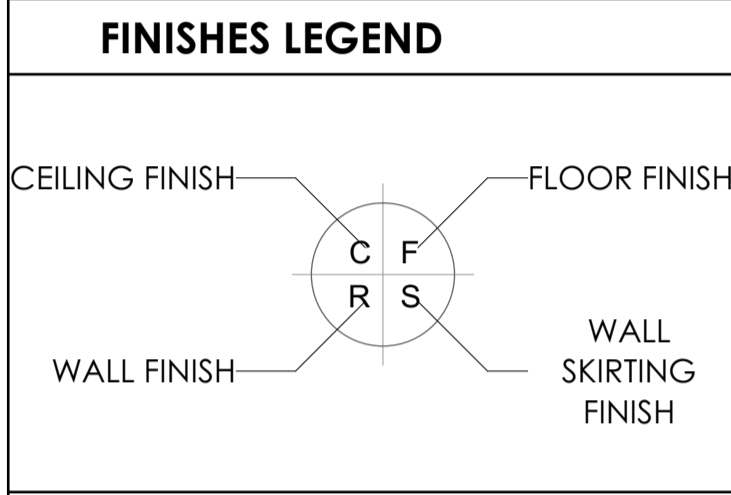
LEGEND

	NEW WALLS
	EXISTING WALL TO BE RETAINED
	EXISTING WALL TO BE DEMOLISHED
	NEW FIXTURES & FITTING TO BE INSTALLED
	ITEMS IN RED AND (OR) DASHED LINES ARE TO BE REPAIRED AND (OR) REPLACED

NOTES
 ALL DIMENSIONS ARE IN MILLIMETERS UNLESS OTHERWISE STATED

DIMENSIONS TO BE READ, NOT TO SCALED FROM THIS DRAWING

CONTRATORS TO CONFIRM ALL DIMENSIONS ON SITE BEFORE CONSTRUCTION COMMENCES & ANY DISCREPANCY TO BE REPORTED TO THE PROJECT ARCHITECT



SIGNATURE TABLE

DISCIPLINE	SIGN	DATE
CLIENT		
FLAME EXAMINER		
FIRE CONTROL		
ENVIRONMENTAL		
ROADS & STORMWATER		
WATER & SANITATION		

REV. NO.	DATE	DESCRIPTION
0	JUL 21	FIRST ISSUE FOR TENDER

REVISIONS

REV. NO.	DATE	DESCRIPTION
0	JUL 21	FIRST ISSUE FOR TENDER

LIMPOPO
 PROVINCIAL GOVERNMENT
 REPUBLIC OF SOUTH AFRICA

DEPARTMENT OF
PUBLIC WORKS, ROADS & INFRASTRUCTURE
 INSTITUTION

NGKONYELETSE SECONDARY - 924 642 329

RESTORATIVES, REPAIRS & ADDITIONS

CONTRACT - SECTION

DOCUMENTATION & PROCUREMENT

DISCIPLINE

WORK DESCRIPTION - SUB DIVISION

RENOVATION DRAWINGS - STAGE 04

DRAWING DESCRIPTION

C1 SECTION | SIDES | SCHEDULES

DRG No.	D16-101-02	02/02	ITEM No.
DESIGN	NA	SMIN	DRAWN
DATE	AS SHOWN	T.M	CHECK
NOV 2019	T. MANAYAZA		PrArch 43981757

DRAWING CO-ORDINATED

CONSULTANT

TECTURA - INTERNATIONAL

SAFARI HOUSE, 10001

FINISHES LEGEND

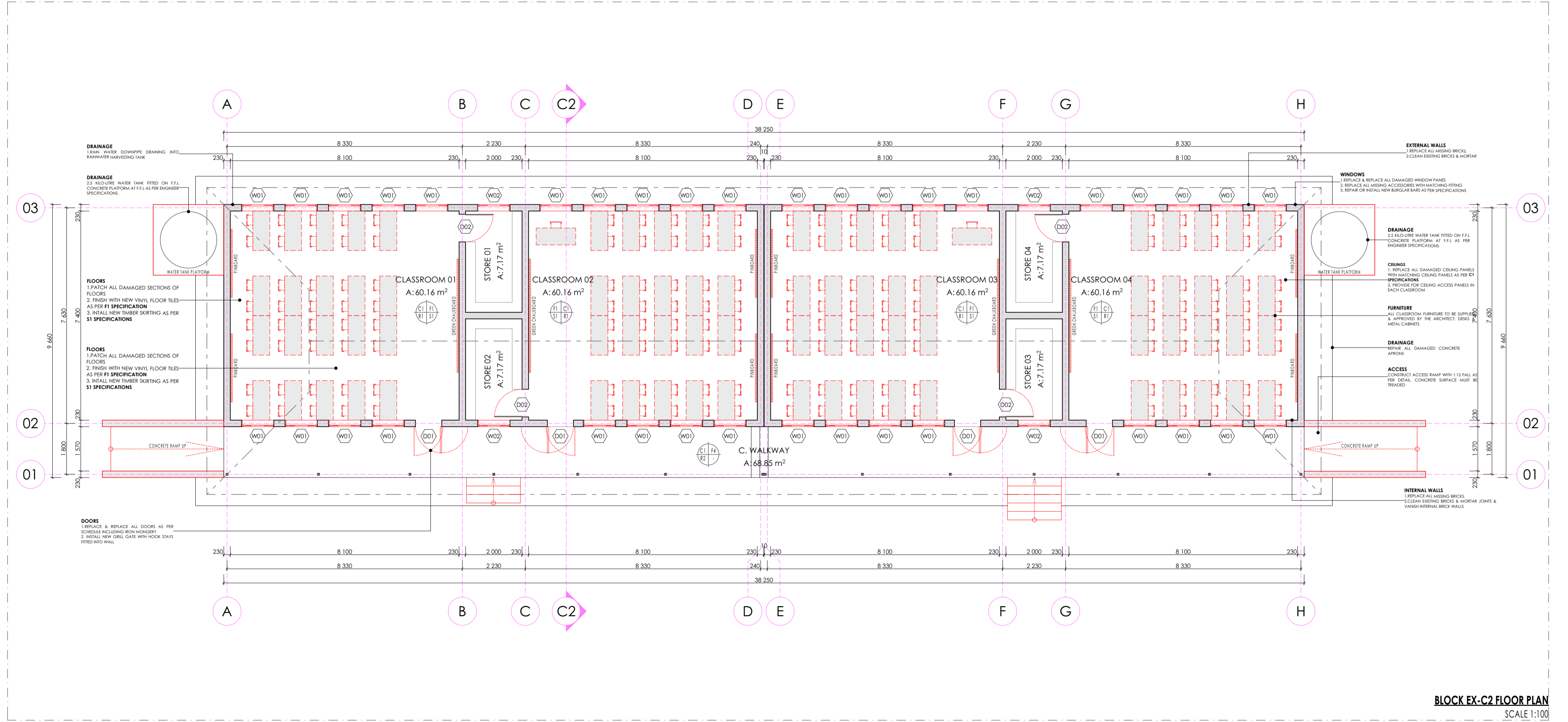
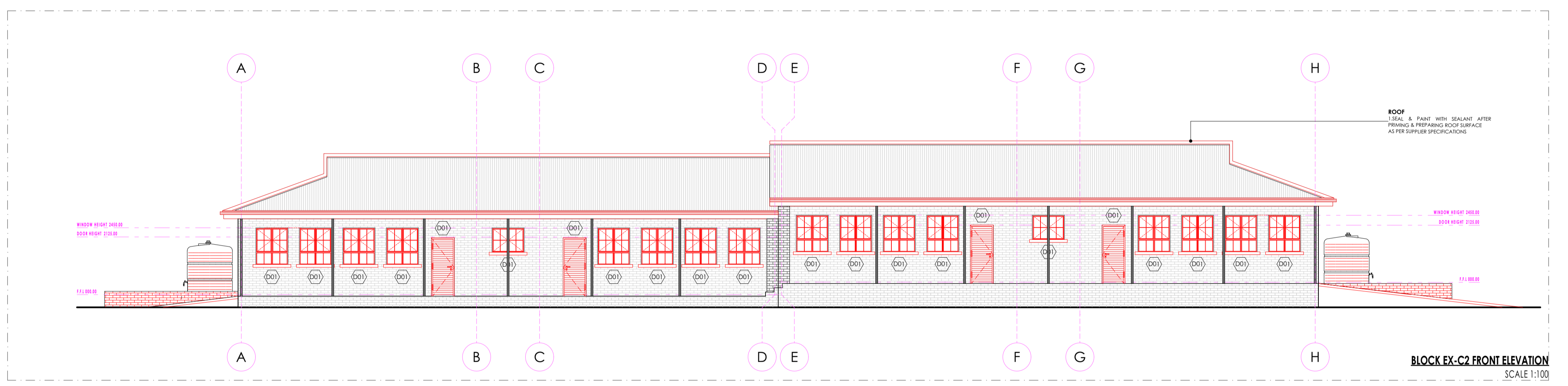
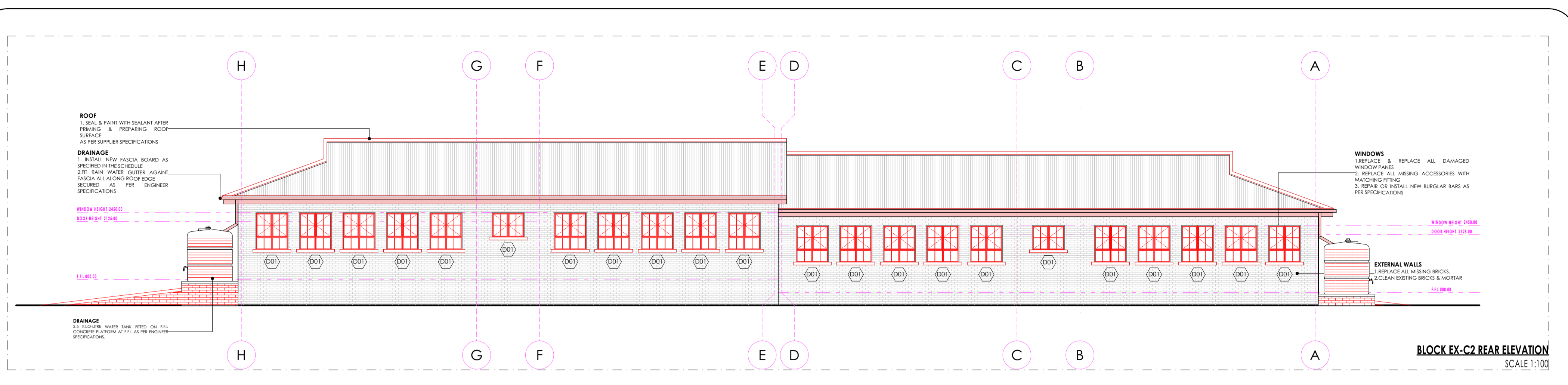
- FLOORS:**
 - F1: PORCELAIN TILES - MATI (Corrosive Resistant & Anti-Slippery)**
420x420 11.5mm kiln-dried floor tiles or similar approved by architects, fixed with adhesive, painted with finished waterproof jointing compound. Grouting to be grey. Tiles should have expansion joint and aluminium edging strip.
 - F2: PORCELAIN TILES - MATI**
420 x 420 10mm thick matt porcelain tile to comply with SABS 1449 laid on approved pattern by an approved specialist to comply with SABS 107 and approved adhesives and grout on screeds. With thickness/specification in strict compliance to manufacturer's instructions and SABS specification. Fittings to include, ribbed angle files where there is change of level & Movement Joints of 6mm Wide With Patent Aluminium Movement Joints Strips Consisting Of Synthetic Fibre Inserts Installed At Intervals As Per Manufacturer's Instruction. Colour and pattern to architects approval.
 - F3: CARPETILES**
500mm x 500mm, 1005 PFK staple fibre carpet tiles to comply with SABS 1419 (heavy commercial) consisting of fibres set out on waterproof vinyl backing and to comply with EN 1307 Wear Class 4 (heavy duty), laid with approved adhesive on 30mm thick cement screeds in strict compliance with manufacturer's instructions. Carpet tiles to conform to BS 4790 on fire rating, and DIN 54824 on wear test and 50 body test at less than 2kV at 25% RH on static electricity. Colour and pattern to architects approval.
 - F4: CEMENT SAND SCREED**
30mm thick polished cement sand screed with 13mm Stone Nominal aggregate for Topping to comply with SABS 1083 or latest revision for concrete.
 - F5: EXTERIOR MULTI-COLOURED CONCRETE INTERLOCKING PAVING**
65mm thick multi-coloured concrete pavers laid on sand bedding to civil/structural engineer's specification in approved pattern and compacted to approval and grouted in strict accordance to manufacturer's specifications. All to be manufactured and installed in strict compliance to SABS 1058 or Latest Revision.
 - F6: GRANOLITHIC FINISH**
22mm thick unsealed Granolithic finish composed of one part cement, one part fine sand, two parts coarse sand and one part granite that would pass through a 5mm mesh sieve laid by specialist in panels not exceeding 10m², divided with approved brass dividing strips. All to be manufactured and installed in strict compliance to the latest SABS approved standards. Colour, pattern and aggregate size to architects approval.
 - F7: INTERLOCKING PAVERS (INDIC PAVING/VEHICULAR WAYS)**
220mm x 197mm x 50 mm thick concrete interlocking pavers, 25 mpa, manufactured to SABS spec 1058, laid on sand bedding to civil/structural engineer's specification to a 'herringbone' pattern to the Architect's approval.
 - F8: SEMI-FLEXIBLE VINYL SHEETING (CORROSIIVE RESISTANT/ANTI-SLIPPERY)**
2.5mm Thick Heavy Traffic Use, Corrosive Resistant & Anti-Slippery Vinyl Sheeting Semi-Flexible To Comply With SABS 584. With Static Dissipative Properties Throughout Thickness, Engineered for ESD or TD (anti-static) Protection Vinyl Sheet. Laid on Self-Levelled Smooth Screed grouted with conductive adhesive to SABS 070 or Latest Revision in Accordance to Manufacturer's Instructions And Installed By Approved Specialist. Joints Shall be Welded as Per Manufacturer's Specifications With No more than 2mm Gap. Clean & Polish Floor in Compliance With SABS 1042, Colour To Architect Approval On Sample Presentation. Contractor to provide Certificate of Static Current Conductivity, Contractor to provide Certificate of Static Current Conductivity, Corrosive resistant & Anti-Slippery.
- F9: GRAVEL FINISH ON SAND LAYER**
30mm Gravel On Compacted Sand Layer Base as Per PSE Details installed in All Duct Chambers Accommodating Sanitary Services.

- SKIRTING:**
 - S1: HARDWOOD OR EQUAL AND APPROVED**
18 x 25mm x 20mm Moulded Hardwood Skirting to comply with SANS 1099, fixed to walls in long lengths with splayed heading joints and mitred corners with screws and plugs at centres not exceeding 600mm, and fixed with a 19mm x 19mm quadrant bedding. The skirting to be varnished with 3No. coats of egg shell clear varnish to comply with SABS/SANS 381 type 1.
 - S2: CERAMIC TILE SKIRTING**
600mm wide x 100mm high x 7mm thick matt porcelain tile to comply with SABS 1449 laid with approved adhesives and grout on 22mm thick screeds in strict compliance to manufacturer's instructions and SABS specification, with cone base and height top. Complete with corner and top trims. Fittings to include, ribbed angle files where there is change of level. Colour and pattern to architects approval.
 - S3: CEMENT SAND SCREED**
75 mm high x 20 mm thick hardened cement sand screed skirting covered at 50 mm dia. to form a continuous joint with the adjoining screed floor finish to FA's approval. All to be manufactured and installed in strict compliance With SABS 1083 or latest revision.

- WALL FINISHES:**
 - W1: FACE BRICK**
F&X face brick in common running bond to comply with SABS 227 and forming part of the structural work.
 - W2: EMULSION (PVA) PAINT - FULL HEIGHT**
2 no. coats of PVA matt finish emulsion paint to SABS 1584 applied on plastered surface primed and with 1 no. coat undercoat to SABS 681 grade), in accordance to manufacturer's instructions.
 - W3: ENAMEL PAINT**
2 no. coats matt (egg shell) finish alkyd (jeromel) paint to SABS 430, type 2 applied on plastered surfaces with 1 no coat alkali resistant primer to SABS 1416 and 1 no. coat undercoat to SABS 681 grade), in accordance to manufacturer's instructions.
 - W4: GLAZED CERAMIC WALL TILES / ENAMEL PAINT COMBO**
Combination of 600mm wide x 300mm x 7mm thick high glazed ceramic tiles To Specification "R5", laid on 15 mm thick plaster prepared to receive wall tiles fixed with approved adhesives and grout in compliance to manufacturer's specifications and government standard specifications laid from finish floor level to window level AND ENAMEL paint to specification "R2" To Comply with SABS 430 or latest revision applied from 2100 mm above finished floor level to ceiling height all in strict compliance to manufacturer's instructions. All to be manufactured and installed in strict compliance to the latest SABS Standards.
 - W5: CERAMIC WALL TILES - FULL HEIGHT**
600mm x 300mm x 7mm thick high glazed ceramic tiles to Comply with SABS 22 or Latest Revision, laid on 15 mm thick plaster prepared to receive wall tiles fixed with approved adhesives and grout in compliance to manufacturer's specifications and government standard specifications. Tiles to be laid to full ceiling height. All to be manufactured and installed in strict compliance SABS 22 Standard. All to be manufactured and installed in strict compliance to the latest SABS 22 Standard.

- CEILING AND CORNICE:**
 - C1: 7mm GYPSUM BOARDS FINISH PLASTERED CEILING OR EQUAL AND APPROVED**
"GypCen Classic" gypsum plasterboard ceiling, EQUAL & APPROVED consisting of 1 layer Gyproc RhinoBoard 9mm (locally manufactured, ISO 9001 & 14001 certification, recycled paper content, EcoSpecifier listing non-combustible to SANS 10177.5) fixed to Ek 38mm x 50mm timber branding installed at maximum 400mm centres using Gyproc RhinoBoard Sharp Point Grabber Screws 32mm at maximum 150mm centres. Apply, Gyproc RhinoTape to all joints and skim the ceiling using Gyproc RhinoTape.
 - C2: FIBRE CEMENT BOARDS (H-JOINTE)**
6mm thick GypCel Prestige 5 fibre cement ceiling boards OR EQUAL & APPROVED consisting of 1 layer Gyproc RhinoBoard 9mm (locally manufactured, ISO 9001 & 14001 certification, recycled paper content, EcoSpecifier listing non-combustible to SANS 10177.5) fixed to Ek 38mm x 50mm timber branding installed at maximum 400mm centres using Gyproc RhinoBoard Sharp Point Grabber Screws 32mm at maximum 150mm centres with all necessary accessories, finished with 3 No. coats of super PVA external quality paint colour to PA's approval. Gyproc RhinoTape to all joints and skim the ceiling using Gyproc RhinoTape.
 - C3: PATENT SUSPENDED ACOUSTIC TILES OR EQUAL AND APPROVED**
1200mm x 600mm x 15mm Gyproc Calceus PH Prefinished or Fire Rated OR EQUAL & APPROVED laid into Donn ceiling grid and secured into place using Donn Hold Down Clips @ 200mm c/c. Donn Wall Angle 146 fixed to the perimeter wall using fixings of 300mm centres. Donn 138 FR Main Tees @ 4mm thickness, 2150 g/m² coating, locally manufactured, recycled content, ISO 9001 & 14001 certification) at 1200 centres & Donn TSBV (1200 long) Cross Tees at 600 centres. Suspend main tees @ 1200mm c/c using Donn Hanger Strap 19mm suitably fixed to the building structural members. Donn Galvanized Hanger Strap 19mm at maximum 150mm on both sides of the fire notch. All fire notches to be in line. Suspend full length 1200 Cross Tees at their mid-point using Donn Hanger Strap 19mm suitably fixed to the building structural members. All to comply with latest SANS 803 including all necessary accessories and installed in strict accordance to manufacturer's specifications.
 - C4 EMULSION (PVA) PAINT OR EQUAL AND APPROVED**
Emulsion (PVA) Paint on Skimmed Plastered Stud 3No. coats of PVA emulsion ceiling paint to latest SANS 1584 approved on 6mm thick light weight hemi-hydrate gypsum plaster on concrete slab soffits.

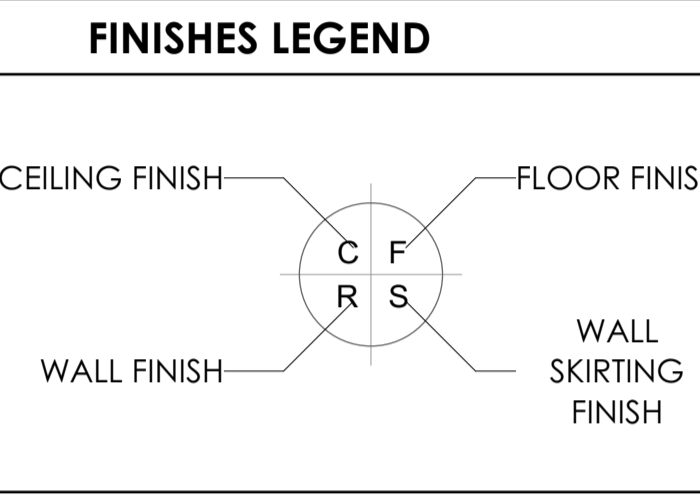
- ROOF COVERING AND INSULATION:**
 - R1: EMBOSSED ROOFING SHEET (TWO SIDES)**
Roofing Sheets: 0.38mm thick concealed fixing roofing sheets manufactured from roll-formed from certified steel complying with ISO 550 (G1). The profile shall have three trapezoidal ribs at 200mm centres giving a peak cover of 450mm. The rib height shall be 41mm and provide cavity breaks. The main ribs shall have gaps of 285mm centres to ensure a positive double interlocking action at side-laps. Each pan shall incorporate two stiffener ribs. Profiled rooflights to be coated on both sides with "Global Coat" or "Chronosid" Colour and laid on structural timber/steel structure incorporating all necessary accessories such as fixings and eave closes in strict compliance to manufacturer's instructions.
 - Insulation:** SHALL EITHER BE: 1, where there are acoustic ceilings suspended above, a heavy duty Aluminium stonafol that be installed AND 2, where the steel work is exposed, a 50mm "TactoryBoard" manufactured from noncombustible glass fibres and thermo-setting resin binder supplied size 2400mm x 1200mm and 80kg/m³ and finished with white meltable top.
 - Galvanized Steel (GI) Gutter:** 150mm Wide x 100mm Deep x 0.6mm Eaves Gutter of Commercial Grade Steel With Class Z275 Galvanizing To Comply With SABS 934 or latest Revision Fixed to Painted Fibre Cement Facia Board Together with standard accessories discharging into Rainwater Downpipes.
 - Downpipes:** 110 x 110 x 0.6mm Thick Commercial Grade Galvanized Steel Sheet With Class Z275 Galvanizing To Comply With SABS 934 or Latest Revision to or built into walls or cast in concrete columns fixed to brickwork or steel including brackets and self-tapping screws to Manufacturer Installation instructions.
 - Facia board:** 250 x 10 mm Fibre Cement Facia/Barge Board. Screw Fixed to Tuss Dais & Counter Batten With Countersunk Brass Screws. Prepare & Apply One Universal Undercoat & Two Coats Super Acrylic P.V.A.



ISSUED FOR TENDER

- LEGEND**
 - NEW WALLS
 - EXISTING WALL TO BE RETAINED
 - EXISTING WALL TO BE DEMOLISHED
 - NEW FIXTURES & FITTING TO BE INSTALLED
 - ITEMS IN RED AND (OR) DASHED LINES ARE TO BE REPAIRED AND (OR) REPLACED

NOTES
ALL DIMENSIONS ARE IN MILLIMETERS UNLESS OTHERWISE STATED
DIMENSIONS TO BE READ, NOT TO SCALED FROM THIS DRAWING
CONTRACTORS TO CONFIRM ALL DIMENSIONS ON SITE BEFORE CONSTRUCTION COMMENCES & ANY DISCREPANCY TO BE REPORTED TO THE PROJECT ARCHITECT



SIGNATURE TABLE

DISCIPLINE	SIGN	DATE
CLIENT		
PLAN EXAMINER		
FIRE CONTROL		
ENVIRONMENTAL		
ROADS STORMWATER		
WATER & SANITATION		

REV. NO.	DATE	DESCRIPTION
0	JUL 21	FIRST ISSUE FOR TENDER

LIMPOPO
PROVINCIAL GOVERNMENT
REPUBLIC OF SOUTH AFRICA

DEPARTMENT OF
PUBLIC WORKS, ROADS & INFRASTRUCTURE
INSTITUTION

NKGONYELETS SECONDARY - 924 642 329

RESTORATIVES, REPAIRS & ADDITIONS
CONTRACT - SECTION

DOCUMENTATION & PROCUREMENT
DISCIPLINE ARCHITECTURAL 4
WORK DESCRIPTION - SUB DIVISION
RENOVATION DRAWINGS - STAGE 04
DRAWING DESCRIPTION

C2 PLAN | FRONT & REAR ELEVATION

DRG. NO.	D16-102-01	01/02	ITEM No.
DESIGN	NA	SMIN	DRAWN
DATE	AS SHOWN	T.M	CHECK

RESPONSIBLE PROFESSIONAL

DATE	NAME	SIGN	PR. NUMBER
NOV 2019	T. MANYAZA		PrArch 43981757

DRAWING CO-ORDINATED

CONSULTANT
TECTURA - INTERNATIONAL

CONTRACTOR

CAD SYSTEM	AUTOCAD	FILE NAME
SIZE	PROJECT NUMBER	REV
A1	LDPW - PROF/16002/D16	0

FINISHES LEGEND

FLOORS:

F1- PORCELAIN TILES - MATI (Corrosive Resistant & Anti-Slippery)

420 x 420 11.5mm kiln-dried floor tiles or similar approved by architects, fixed with adhesive, painted with finished waterproof jointing compound. Grouting to be grey. Tiles should have expansion joint and aluminium edging strip.

F2- PORCELAIN TILES - MATI

420 x 420 10mm thick matt porcelain tile to comply with SABS 1449 laid on approved pattern by an approved specialist to comply with SABS 107 and approved adhesives and grout on screeds. With thickness/specification in strict compliance to manufacturer's instructions and SABS specification. Fittings to include, ribbed angle tiles where there is change of level & Movement Joints of 6mm Wide With Patent Aluminium Movement Joints Strips Consisting Of Synthetic Fibre Inserts Installed At Intervals As Per Manufacturer's Instruction. Colour and pattern to architects approval.

F3- CARPETILES

500mm x 500mm 1.005 PFK staple fibre carpet tiles to comply with SABS 1419 (heavy commercial) consisting of fibres set out on waterproof vinyl backing and to comply with EN 1307 Wear Class 4 (heavy duty), laid with approved adhesive on 30mm thick cement screeds in strict compliance with manufacturer's instructions. Carpet tiles to conform to BS 4790 on fire rating, and DIN 54224 on wear test and ISO body test at less than 20% RH on static electricity. Colour and pattern to architects approval.

F4- CEMENT SAND SCREED

30mm thick polished cement sand screed with 13mm Stone Nominal aggregate for Topping to comply with SABS 1083 or latest revision for concrete.

F5- EXTERIOR MULTI COLOURED CONCRETE INTERLOCKING PAVES

65mm thick multi-coloured concrete paves laid on sand bedding to civil/structural engineer's specification in approved pattern and compacted to approval and grouted in strict accordance to manufacturer's specifications. All to be manufactured and installed in strict compliance to SABS 1058 of Latest Revision.

F6- GRANOLITHIC FINISH

22mm thick unadorned Granolithic finish composed of one part cement, one part fine sand, two parts coarse sand and one part granite that would pass through a 5mm mesh sieve laid by specialist in panels not exceeding 10m², divided with approved brass dividing strips. All to be manufactured and installed in strict compliance to the latest SABS approved standards. Colour, pattern and aggregate size to architects approval.

F7- INTERLOCKING PAVES (BIOD PAVING/VEHICULAR WAYS)

220mm x 197mm x 50 mm thick concrete interlocking paves, 25 mpa, manufactured to SABS spec 1058, laid on sand bedding to civil/structural engineer's specification to a 'herringbone' pattern to the Architect's approval.

F8- SEMI FLEXIBLE VINYL SHEETING (CORROSIIVE RESISTANT/ANTI-SLIPPERY)

2.5mm Thick Heavy Traffic Use, Corrosive Resistant & Anti-Slippery Vinyl Sheeting Semi-Flexible To Comply With SABS 584. With Static Dissipative Properties Throughout Thickness, Engineered for ISO or ID (Anti-static) Protection Vinyl Sheet, Laid on Self-Levelled Smooth Screed glued with conductive adhesive to SABS 070 or Latest Revision in Accordance to Manufacturer's Instructions And Installed By Approved Specialist. Joints Shall be Welded as Per Manufacturer's Specifications With No more than 2mm Gap. Clean & Polish Floor in Compliance With SABS 1042, Colour To Architect Approval On Sample Presentation. Contractor to provide Certificate of Static Current Conductivity, Contractor to provide Certificate of Static Current Conductivity, Corrosive resistant & Anti-Slippery.

F9- GRAVEL FINISH ON SAND LAYER

32mm Gravel on Compacted Sand Layer Base as Per PSE Details installed in All Duct Chambers Accommodating Sanitary Services.

SKIRTING:

S1- HARDWOOD OR EQUAL AND APPROVED

18 x 15mm x 20mm Moulded Hardwood Skirting to comply with SANS 1099 fixed to walls in long lengths with splayed heading joints and mitred corners with screws and plugs of centres not exceeding 400mm, and fixed with a 19mm x 19mm quadrant bedding. The skirting to be varnished with 3No. coats of egg shell clear varnish to comply with SABS/SANS 381 type 1.

S2- CERAMIC TILE SKIRTING

60mm wide x 102mm high x 7mm thick matt porcelain tile to comply with SABS 1449 laid with approved adhesives and grout on 22mm thick screeds in strict compliance to manufacturer's instructions and SABS specification, with one base and height top. Complete with corner and top trims. Fittings to include, ribbed angle tiles where there is change of level. Colour and pattern to architects approval.

S3- CEMENT SAND SCREED

75 mm high x 20 mm thick hardened cement sand screed skirting covered at 50 mm dia. to form a continuous joint with the adjoining screed floor finish to FA's approval. All to be manufactured and installed in strict compliance with SABS 1083 or latest revision.

WALL FINISHES:

R1- FACE BRICK

FKX face brick in common running bond to comply with SABS 227 and forming part of the structural work.

R2- EMULSION (PVA) PAINT - FULL HEIGHT

2 No. coats of PVA matt finish emulsion paint to SABS 1584 applied on plastered surface primed and with 1 no. coat undercoat to SABS 681 grade 1, in accordance to manufacturer's instructions.

R3-ALYD (ENAMEL) PAINT

2 no. coats matt (egg shell) finish alkyd (enamel) paint to SABS 430, type 2 applied on plastered surfaces with 1 no coat alkali resistant primer to SABS 1416 and 1 no. coat undercoat to SABS 681 grade 1, in accordance to manufacturer's instructions.

R4- GLAZED CERAMIC WALL TILES / ENAMEL PAINT COMBO

Combination of 600mm wide x 300mm x 7mm thick high glazed ceramic tiles To Specification "R5", laid on 15 mm thick plaster prepared to receive wall tiles fixed with approved adhesives and grout in compliance to manufacturer's specifications and government standard specifications laid from finish floor level to window level AND ENAMEL paint to specification "R2" To Comply with SABS 430 or latest revision applied from 2100 mm above finished floor level to ceiling height all in strict compliance to manufacturer's instructions. All to be manufactured and installed in strict compliance to the latest SABS Standards.

R5-CERAMIC WALL TILES - FULL HEIGHT

600mm x 300mm x 7mm thick high glazed ceramic tiles to comply with SABS 22 or Latest Revision, laid on 15 mm thick plaster prepared to receive wall tiles fixed with approved adhesives and grout in compliance to manufacturer's specifications and government standard specifications. Tiles to be laid to full ceiling height. All to be manufactured and installed in strict compliance SABS 22 Standard. All to be manufactured and installed in strict compliance SABS 22 Standard.

CEILING AND CORNICE:

C1- 7mm GYPSUM BOARDS FLUSH PLASTERED CEILINGS OR EQUAL AND APPROVED

GypCel Classic gypsum plasterboard ceiling EQUAL & APPROVED consisting of 1 layer Gyproc RhinoBoard 9mm (locally manufactured, ISO 9001 & 14001 certification, recycled paper content, EcoSpecifier listing fixed to timber bracing installed at maximum 300mm centres using Gyproc RhinoBoard Snap Point Grabber Screws 32mm at maximum 150mm centres. Apply, Gyproc RhinoTape to all joints and skim the ceiling using Gyproc RhinoLite.

C2- FIBRE CEMENT BOARDS (H-JOINTED)

4.4mm thick GypCel Prestige 5 fibre cement ceiling boards or EQUAL & APPROVED consisting of 1 layer Gyproc RhinoBoard 9mm (locally manufactured, ISO 9001 & 14001 certification, recycled paper content, EcoSpecifier listing non-combustible to SANS 10177:5) fixed to Ek 38mm x 50mm timber bracing installed at maximum 400mm centres using Gyproc RhinoBoard Snap Point Grabber Screws 32mm at maximum 150mm centres with all necessary accessories, finished with 3 No. coats of super PVA external quality paint colour to PA's approval. Gyproc RhinoTape to all joints and skim the ceiling using Gyproc RhinoLite.

C3- PATENT SUSPENDED ACOUSTIC TILES OR EQUAL AND APPROVED

1200mm x 600mm x 15mm Gyproc Calceus PH Prefinished or Fire Rated OR EQUAL & APPROVED laid into Dorn ceiling grid and secured into place using Dorn Hold Down Clips @ 200mm c/c. Dorn Wall Angle M4 fixed to the perimeter wall using fixings of 300mm centres. Dorn 138 FR Main Tees @ 4mm thickness, 2150 g/m² coating, locally manufactured, recycled content, ISO 9001 & 14001 certification) at 1200 centres & Dorn 18V (1200 long) Cross Tees at 600 centres. Supports main tees @ 1200mm c/c using Dorn Hanger Strap 19mm suitably fixed to the building structural members. Dorn Galvanized Hanger Strap 19mm at maximum 150mm on both sides of the fire notch. All fire notches to be in line. Suspend full length 1200 Cross Tees at their mid-point using Dorn Hanger Strap 19mm suitably fixed to the building structural members. All to comply with latest SANS 803 including all necessary accessories and installed in strict accordance to manufacturer's specifications.

C4 EMULSION (PVA) PAINT OR EQUAL AND APPROVED

Emulsion (PVA) Paint on Skimmed Plastered Stud 3No. coats of PVA emulsion ceiling paint to latest SANS 1584 approved on 6mm thick light weight hemi-hydrate gypsum plaster on concrete slab soffits.

ROOF COVERING AND INSULATION:

R1- EMBOSSED ROOFING SHEET (TWO SIDES)

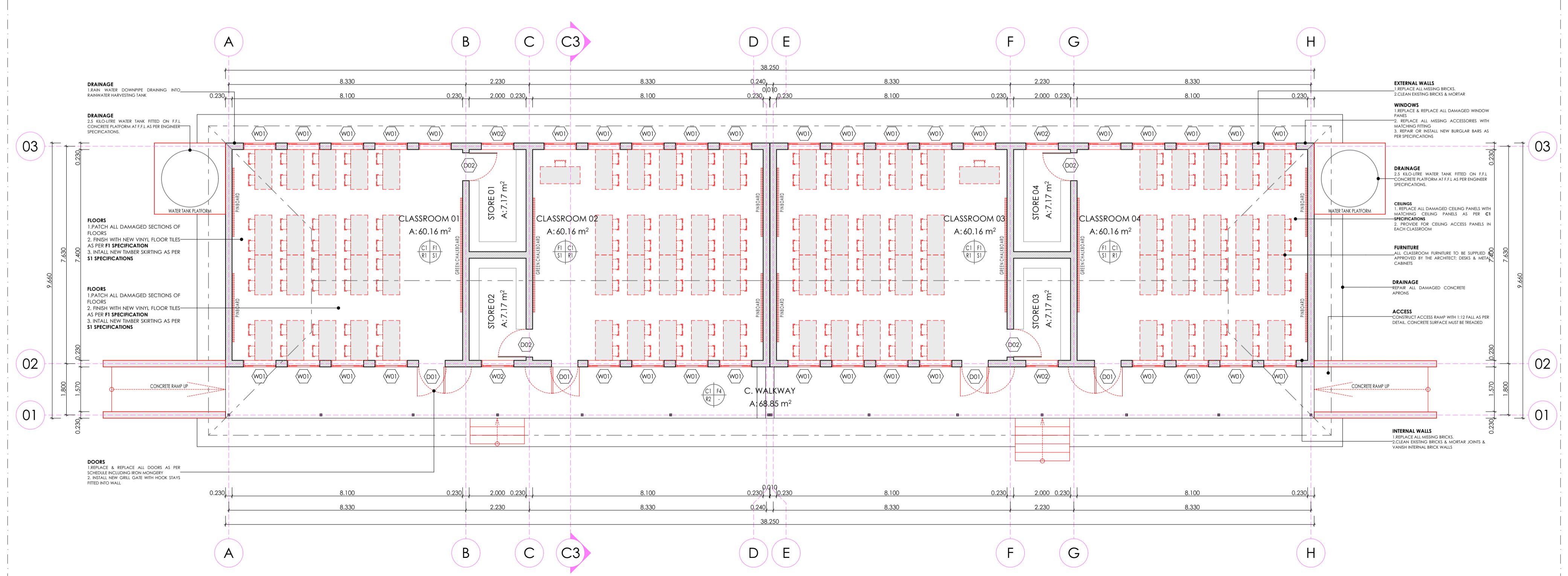
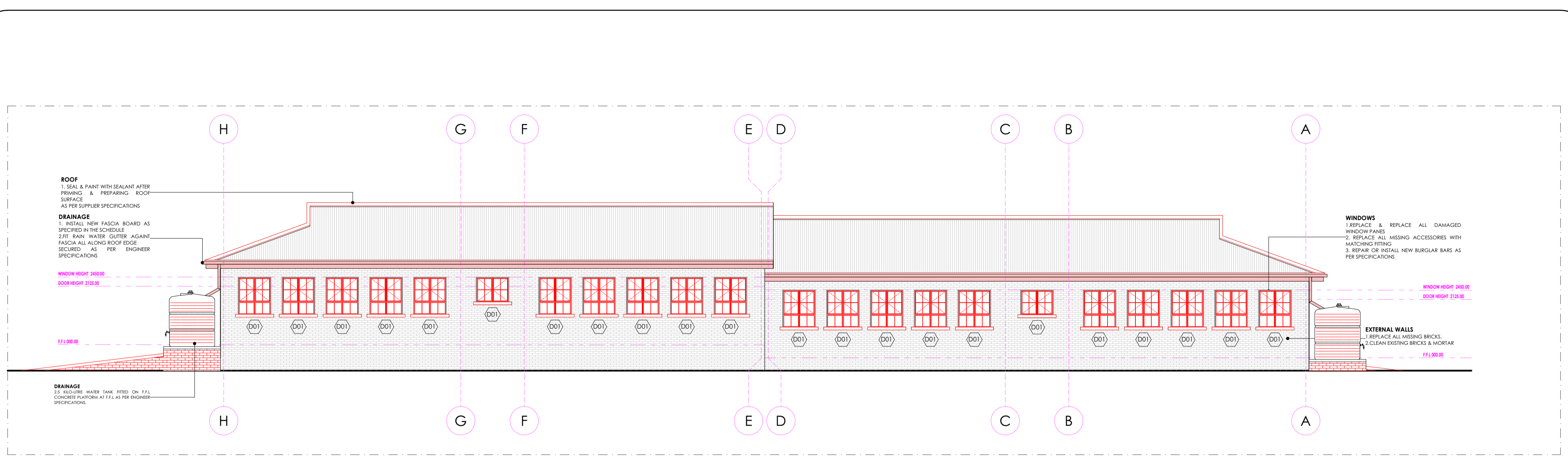
Roofing Sheets: 1.38mm thick concealed fixing roofing sheets manufactured from roll-formed from certified steel complying with ISO 580:07. The profile shall have three trapezoidal ribs @ 200mm centres giving a 45 degree angle. The rib height shall be 41mm and provide cavity breaks. The nose rib shall have gaps of 28mm centres to ensure a positive double interlocking action of side-laps. Each pan shall incorporate two stiffener ribs. Profiled roof sheets to be coated on both sides with 'Global Coat' or 'Chromalok Colour' and laid on structural timber/steel structure incorporating all necessary accessories such as flashings and eave closes in strict compliance to manufacturer's instructions.

Insulation: SHALL EITHER BE: 1. where there are acoustic ceilings suspended above, a heavy duty 'Aluminium station foil' shall be installed AND 2. where the steel work is exposed, a 50mm 'Tactylaboard' manufactured from noncombustible glass fibres and thermo-setting resin binder supplied size 2400mm x 1200mm and 80kg/m³ and finished with white meltable top.

Galvanized Steel Gull Gutters: 150mm Wide x 100mm Deep x 0.6mm Eaves Gutter of Commercial Grade Steel With Class Z275 Galvanizing To Comply With SABS 934 or latest Revision Fixed to Painted Fibre Cement Fascia Board Together with standard accessories discharging into Rainwater Downpipes.

Downpipes: 110 x 110 x 0.6mm Thick Commercial Grade Galvanized Steel Sheet With Class Z275 Galvanizing To Comply With SABS 934 or Latest Revision to or built into walls or cast in concrete columns fixed to brickwork or steel including brackets and self-tapping screws to Manufacturer Installation instructions.

Fascia board: 250 x 10 mm Fibre Cement Fascia/Barge Board. Screw Fixed to Tuss Ends & Counter Batten With Countersunk Brass Screws. Prepare & Apply One Universal Undercoat & Two Coats Super Acrylic P.V.A.

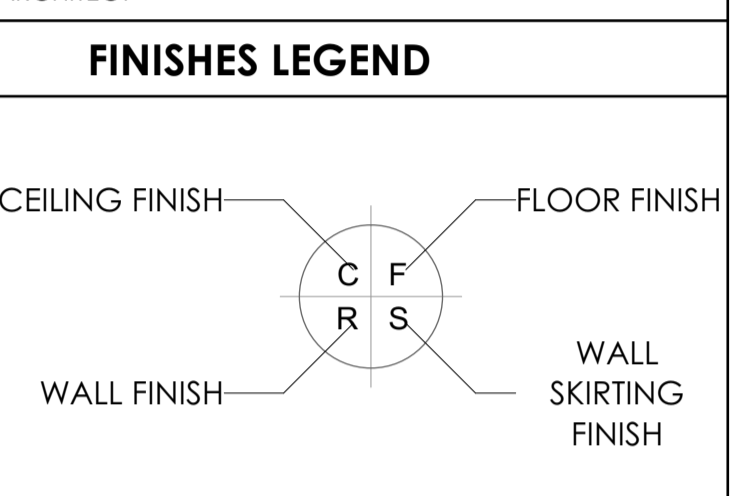


ISSUED FOR TENDER

LEGEND

	NEW WALLS
	EXISTING WALL TO BE RETAINED
	EXISTING WALL TO BE DEMOLISHED
	NEW FIXTURES & FITTING TO BE INSTALLED
	ITEMS IN RED AND (OR) DASHED LINES ARE TO BE REPAIRED AND (OR) REPLACED

NOTES
ALL DIMENSIONS ARE IN MILLIMETERS UNLESS OTHERWISE STATED
DIMENSIONS TO BE READ, NOT TO SCALED FROM THIS DRAWING
CONTRACTORS TO CONFIRM ALL DIMENSIONS ON SITE BEFORE CONSTRUCTION COMMENCES & ANY DISCREPANCY TO BE REPORTED TO THE PROJECT ARCHITECT



SIGNATURE TABLE

DISCIPLINE	SIGN	DATE
CLIENT		
PLAN EXAMINER		
FIRE CONTROL		
ENVIRONMENTAL		
ROADS STORMWATER		
WATER & SANITATION		

REV. NO.	DATE	DESCRIPTION
0	JUL 21	FIRST ISSUE FOR TENDER

LIMPOPO
PROVINCIAL GOVERNMENT
REPUBLIC OF SOUTH AFRICA

DEPARTMENT OF
PUBLIC WORKS, ROADS & INFRASTRUCTURE
INSTITUTION

NKGONYELETSI SECONDARY - 924 642 329

RESTORATIVES, REPAIRS & ADDITIONS

CONTRACT - SECTION

DOCUMENTATION & PROCUREMENT

DISCIPLINE	4		
WORK DESCRIPTION - SUB DIVISION			
DRAWING DESCRIPTION			
C3 PLAN FRONT & REAR ELEVATION			
DRG. NO.	D16-103-01	01/02	ITEM No.
DESIGN	NA	SMIN	DRAWN
DATE	AS SHOWN	T.M	CHECK

DATE	NAME	SIGN.	PR. NUMBER
NOV 2019	T. MAMAZDA		PrArch 43981757

DRAWING CO-ORDINATED

CONSULTANT

TECTURA - INTERNATIONAL!

<p>SAUTHWELL BANKING HOUSE 100 BANKING HOUSE CAMP HANCOCK DR 317 PRETORIA 0001 TEL: +27 11 791 2004 FAX: +27 11 791 2006 WWW.TECTURA.COM</p>	<p>JOHANNESBURG 100 BANKING HOUSE CAMP HANCOCK DR 317 PRETORIA 0001 TEL: +27 11 791 2004 FAX: +27 11 791 2006 WWW.TECTURA.COM</p>	<p>NORTHERN CAPE 200 BANKING HOUSE CAMP HANCOCK DR 317 PRETORIA 0001 TEL: +27 11 791 2004 FAX: +27 11 791 2006 WWW.TECTURA.COM</p>
--	---	--

ALSO IN NAIROBI, KENYA AND GABORONE, BOTSWANA

CONTRACTOR

CAD SYSTEM	AUTOCAD	FILE NAME	
SIZE	PROJECT NUMBER	REV	
A1	LDPW - PROF/16002/D16	0	

FINISHES LEGEND

- FLOORS:**
F1- PORCELAIN TILES - MATI (Corrosive Resistant & Anti-Slippery)
 400 x400 15mm laminar glaze floor or similar approved by architects, fixed with adhesive, painted with finished waterproof jointing compound. Grouting to be grey. Tiles should have expansion joint and aluminium edging strip.
F2- PORCELAIN TILES - MATI
 400 x 400 15mm thick matt porcelain tile to comply with SABS 1449 laid on approved pattern by an approved specialist to comply with SABS 1107 and approved adhesives and grout on screeds. With Thickness/Specification in strict compliance to manufacturers instructions and SABS specification. Fittings to include, ribbed angle files where there is change of level & Movement Joints of 6mm Wide With Patent Aluminium Movement Joints Strips Consisting Of Synthetic Fibre Inserts Installed At Intervals As Per Manufacturer's Instruction. Colour and pattern to architects approval.
F3- CARPETILES
 500mm x 500mm x 100S PFX staple fibre carpet tiles to Comply With SABS 1419 (heavy commercial) consisting of fibres set out on waterproof vinyl backing and to comply with EN 1307 'Wear Class 4 (heavy duty)', laid with approved adhesive on 30mm thick cement screeds in strict compliance with manufacturer's instructions. Carpet tiles to conform to BS 4790 on fire rating, and DIN 58224 on wear test and 500 body test at less than 2kV at 25% RH on static electricity. Colour and pattern to architects approval.

- F4- CEMENT SAND SCREED**
 30mm thick polished cement sand screed with 13mm Stone Nominal aggregate for topping to comply with SABS 1083 or latest revision for concrete.
F5- EXTERIOR MULTI COLOURED CONCRETE INTERLOCKING PAVES
 45mm thick multi-coloured concrete paves laid on sand bedding to civil/structural engineer's specification in approved pattern and compacted to approval and grouted in strict accordance to manufacturer's specifications. All to be manufactured and installed in strict compliance to SABS 1058 or Latest Revision.

- F6- GRANULITIC FINISH**
 22 mm thick unsealed Granulitic finish composed of one part cement, one part fine sand, two parts coarse sand and one part granite that would pass through a 5mm mesh sieve laid by specialist in panels not exceeding 10m², divided with approved brass dividing strips. All to be manufactured and installed in strict compliance to the latest SABS approved standards. Colour, pattern and aggregate size to architects approval.

- F7- INTERLOCKING PAVES (RIGID PAVING/VEHICULAR WAYS)**
 200mm x 150mm x 50 mm thick concrete interlocking paves, 25 mpa, manufactured to SABS spec 1058, laid on sand bedding to civil/structural engineer's specification to a herringbone pattern to the Architect's approval.

- F8- SEMI-FLEXIBLE VINYL SHEETING (CORROSION RESISTANT/ANTI-SLIPPERY)**
 2.5mm Thick Heavy Traffic Use, Corrosive Resistant & Anti-Slippery Vinyl Sheeting Semi-Flexible To Comply With SABS 584. With Static Dissipative Properties Throughout Thickness, Engineered for ESD or SD (Anti-Static) Protection Vinyl Sheet. Laid on Self-Levelled Smooth Screed glued with conductive adhesive to SABS 070 or Latest Revision in accordance to Manufacturer's Instructions And Installed By Approved Specialist. Joints Shall be Welded as Per Manufacturer's Specifications With no more than 2mm Gap. Clean & Polite Floor In Compliance With SABS 1142, Colour To Architect Approval On Sample Presentation. Contractor to provide Certificate of Static Current Conductivity, Contractor to provide Certificate of Static Current Conductivity, Corrosive resistant & Anti-Slippery.

- F9- GRAVEL FINISH ON SAND LAYER**
 32mm Gravel On Compacted Sand Layer Base as Per FEE Details installed in All Duct Chambers Accommodating Sanitary Services.

SKIRTING:

- S1- HARDWOOD OR EQUAL AND APPROVED**
 18 x 25mm x 20mm Moulded Hardwood Skirting to comply with SABS 1099, fixed to walls in long lengths with splayed heading joints and mitred corners with screws and plugs of centres not exceeding 400mm, and fixed with a 19mm x 19mm quadrant bedding. The skirting to be varnished with 2No. coats of egg shell clear varnish to comply with SABS/SANS 381 type 1.

- S2- CERAMIC TILE SKIRTING**
 600mm x 100mm high x 7mm thick matt porcelain tile to comply with SABS 1449 laid with approved adhesives and grout on 22mm thick screeds in strict compliance to manufacturer's instructions and SABS specification, with cone base and straight top. Complete with corner and top trims. Fittings to include, ribbed angle files where there is change of level. Colour and pattern to architects approval.

- S3- CEMENT SAND SCREED**
 75 mm high x 20 mm thick hardened cement sand screed skirting covered at 50 mm dia. to form a continuous joint with the adjoining screed floor finish to FA's approval. All to be manufactured and installed in strict compliance With SABS 1083 or latest revision.

WALL FINISHES:

- R1- FACE BRICK**
 F1: Face brick in common running bond to comply with SABS 227 and forming part of the structural work.
R2- EMULSION (PVA) PAINT - FULL HEIGHT
 2 No. coats of PVA matt finish emulsion paint to SABS 1584 applied on plastered surface primed and with 1 no. coat undercoat to SABS 681 grade, in accordance to manufacturer's instructions.
R3-ALYD (ENAMEL) PAINT
 2 no. coats matt (egg shell) finish alyd (enamel) paint to SABS 630, type 2 applied on plastered surfaces with 1 no coat alkali resistant primer to SABS 1416 and 1 no. coat undercoat to SABS 681 grade, in accordance to manufacturer's instructions.

- R4- GLAZED CERAMIC WALL TILES (ENAMEL PAINT COMBO)**
 Combination of 600mm wide x 300mm x 7mm thick high glazed ceramic tile to Specification "RS", laid on 15 mm thick plaster prepared to receive wall tiles fixed with approved adhesives and grout in compliance to manufacturer's specifications and government standard specifications laid from finish floor level to window level AND ENAMEL paint to specification "R2" To Comply with SABS 630 or latest revision applied from 2100 mm above finished floor level to ceiling height all in strict compliance to manufacturer's instructions. All to be manufactured and installed in strict compliance to the latest SABS Standards.

- R5-CERAMIC WALL TILES - FULL HEIGHT**
 600mm x 300mm x 7mm thick high glazed ceramic tiles to Comply with SABS 22 or Latest revision, laid on 15 mm thick plaster prepared to receive wall tiles fixed with approved adhesives and grout in compliance to manufacturer's specifications and government standard specifications. Tiles to be laid to full ceiling height. All to be manufactured and installed in strict compliance SABS 22 Standard. All to be manufactured and installed in strict compliance to the latest SABS Standards.

CEILING AND CORNICE:

- C1- 7mm GYPSUM BOARDS FLUSH PLASTERED CEILINGS OR EQUAL AND APPROVED**
 'Top-Cat Classic' gypsum plasterboard ceiling EQUAL & APPROVED consisting of 1 layer Gyproc Rhino-board 9mm (locally manufactured, ISO 9001 & 14001 certification, recycled paper content), Eco-specifier listing, non-combustible to SANS 10177:3 fixed to Ek 38mm x 50mm timber bracing installed at maximum 400mm centres using Gyproc Rhino-board Sharp Point Grabber Screws 32mm at maximum 150mm centres. Apply, Gyproc RhinoTape to all joints and skim the ceiling using Gyproc RhinoLite.

- C2- FIBRE CEMENT BOARDS (H-JOINTED)**
 6mm thick GyprocCel Prestige 5 fibre cement ceiling boards or EQUAL & APPROVED consisting of 1 layer Gyproc Rhino-board 9 mm (locally manufactured, ISO 9001 & 14001 certification, recycled paper content), Eco-specifier listing, non-combustible to SANS 10177:3 fixed to Ek 38mm x 50mm timber bracing installed at maximum 400mm centres using Gyproc Rhino-board Sharp Point Grabber Screws 32mm at maximum 150mm centres with all necessary accessories, finished with 3 No. coats of super PVA external quality paint colour to PA's approval. Gyproc RhinoTape to all joints and skim the ceiling using Gyproc RhinoLite.

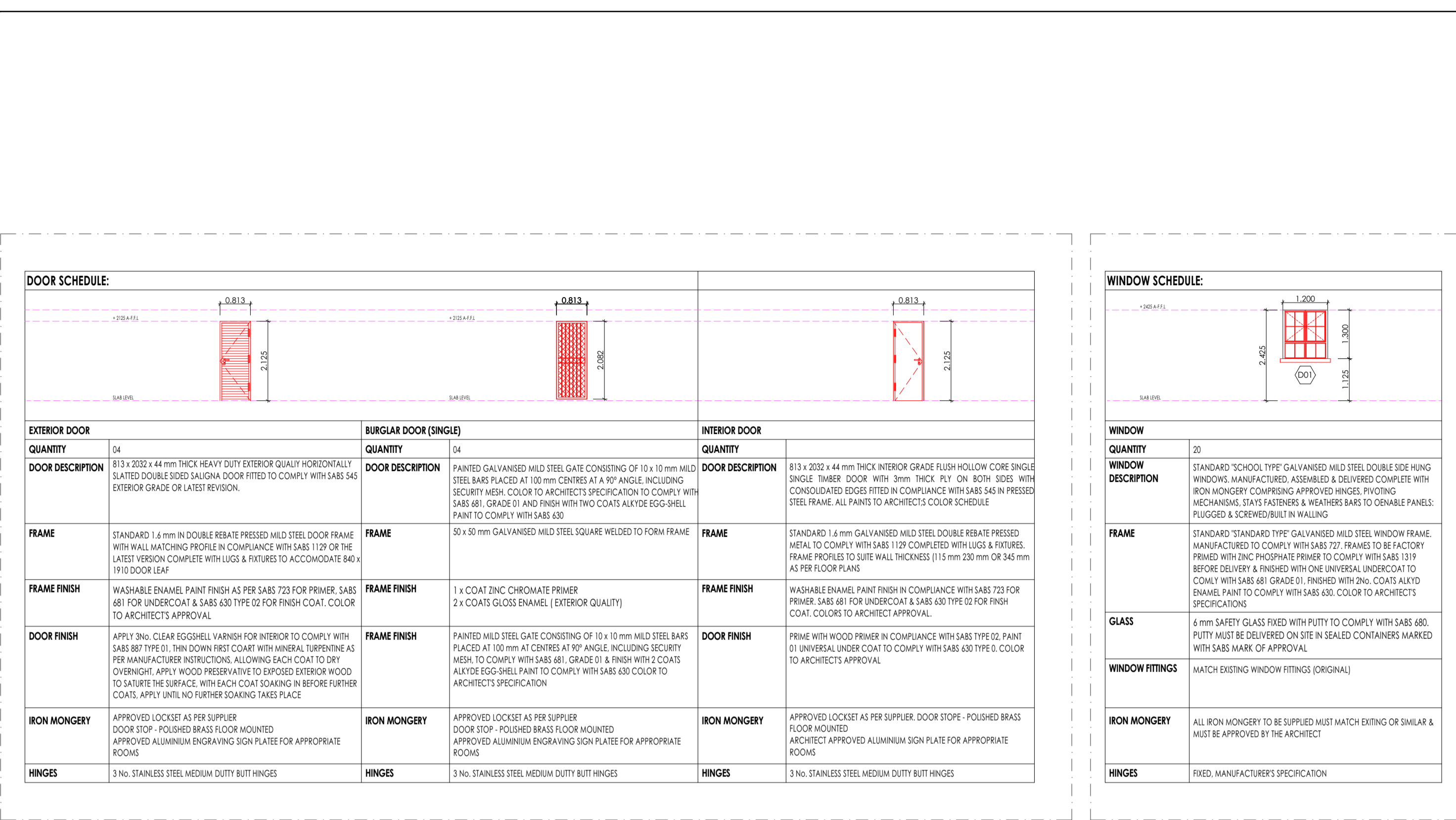
- C3- PATENT SUSPENDED ACUSTIC TILES OR EQUAL AND APPROVED**
 1200mm x 600mm x 15mm Gyproc Celotex RH or equivalent or Fire Rated OR EQUAL & APPROVED laid into Dorn ceiling grid and secured into place using Dorn Hold Down Clips @ 200mm c/c. Dorn Wall Angle M6 fixed to the perimeter wall using fixings at 300mm centres. Dorn T38 RH Main Tees @ 4mm thickness, 2150 g/m, coating locally manufactured, recycled content, ISO 9001 & 14001 certification) at 1200 centres & Dorn T38V (1200 long) Cross Tees at 600 centres. Suspend main tees @ 1200mm c/c using Dorn Hanger Strap 19mm suitably fixed to the building structural members. Dorn Galvanized Hanger Strap 19mm at maximum 150mm on both sides of the fire notch. All fire notches to be in line. Suspend all full length 1200 Cross Tees at their mid-point using Dorn Hanger Strap 19mm suitably fixed to the building structural members. All to comply with latest SANS 803 including all necessary accessories and installed in strict accordance to manufacturer's specifications.

- C4 EMULSION (PVA) PAINT OR EQUAL AND APPROVED**
 Emulsion (PVA) Paint on Skimmed Plastered Stud 2No. coats of PVA emulsion ceiling paint to latest SANS 1584 approved on 6mm thick light weight hemi-hydrate gypsum plaster on concrete slab/stiff.

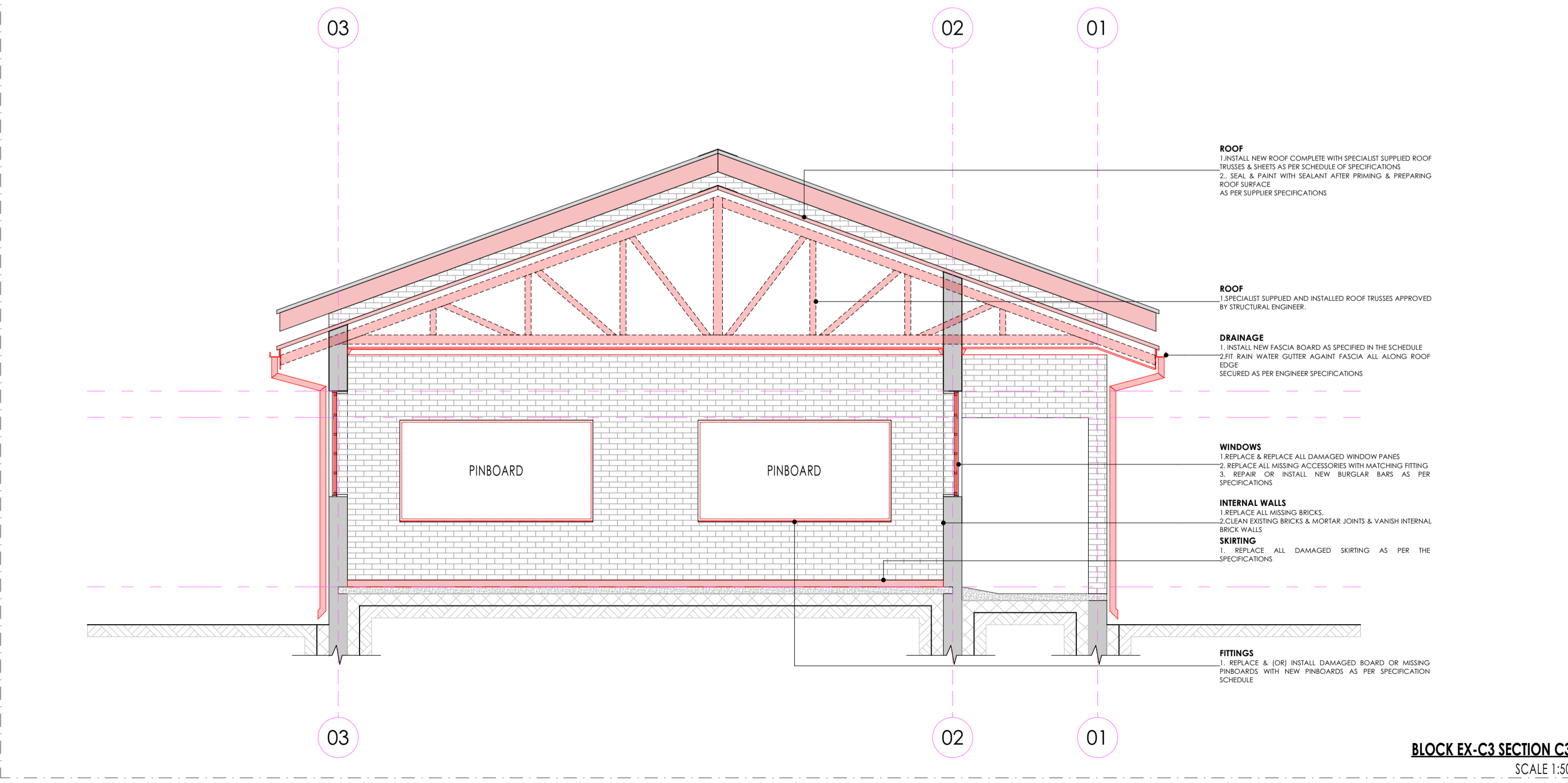
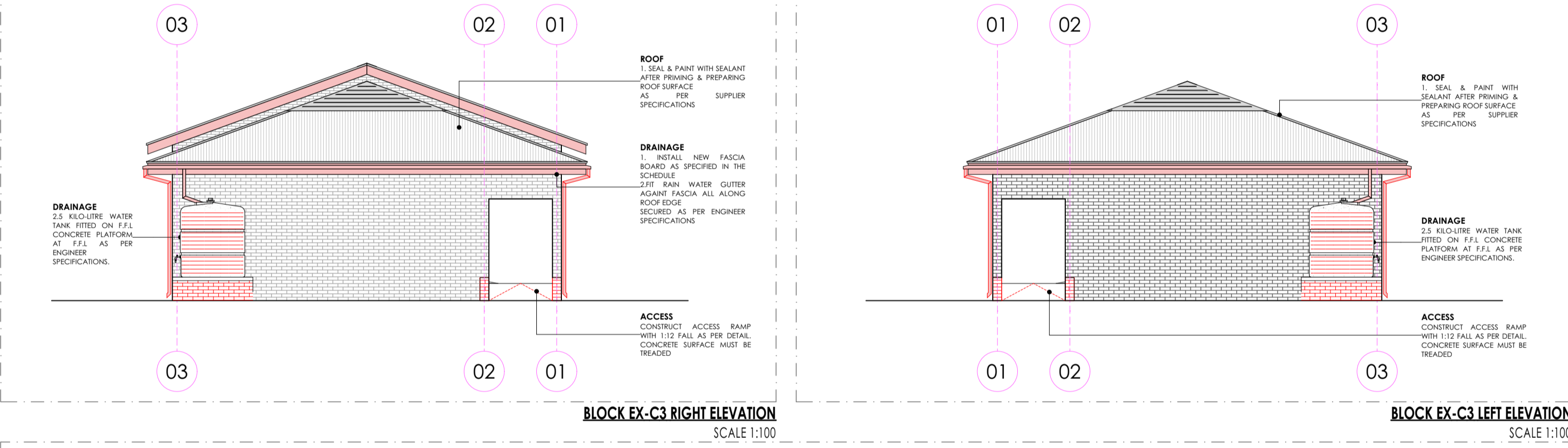
ROOF COVERING AND INSULATION:

- R61- EMBOSSED ROOFING SHEET (TWO SIDES)**
Roofing Sheets: 1.50mm thick concealed fixing roofing sheets manufactured from roll-formed from certified steel complying with ISO 9001 (SI). The profile shall have three trapezoidal ribs at 200mm centres giving a net cover of 450mm. The rib height shall be 41mm and provide cavity drainage. The male rib shall have gaps of 285mm centres to ensure a positive double interlocking action at side-laps. Each span shall incorporate two stiffener ribs. Profiled roofbeams to be coated on both sides with 'Global Coat' or 'Chromalox Colour' and laid on structural timber/steel structure incorporating all necessary accessories such as fixings and dove clips in strict compliance to manufacturer's instructions.
Insulation: SHALL EITHER BE: 1. where there are acoustic ceilings suspended above, a heavy duty Aluminium stonafon foil shall be installed AND 2. where the steel work is exposed, a 50mm 'Factoryboard' manufactured from noncombustible glass fibres and thermo-setting resin binder supplied 2400mm x 1200mm and 80kg/m³ and finished with white meltable top.
Galvanized Steel (GI) Gutter: 150mm Wide x 100mm Deep x 0.6mm Eaves Gutter of Commercial Grade Steel With Class Z275 Galvanizing to Comply With SABS 934 or latest Revision Fixed to Painted Fibre Cement Facia Board Together with standard accessories discharging into Rainwater Downpipes.

- Downpipe:** 110 x 110 x 0.8mm Thick Commercial Grade Galvanized Steel Sheet With Class Z275 Galvanizing to Comply with SABS 934 or Latest Revision to be built into walls or cast in concrete columns to brickwork or steel including brackets and self-lapping screws to Manufacturer Installation Instructions.
Facia board: 250 x 10 mm Fibre Cement Facia/Barge Board. Screw Fixed to Tuss Ends & Counter Batten With Countersunk Brass Screws. Prepare & Apply One Universal Undercoat & Two Coats Super Acrylic P.V.A.



BLOCK EX-C3 DOOR SCHEDULE SCALE 1:100
BLOCK EX-C3 WINDOW SCHEDULE SCALE 1:100



SANITARY SCHEDULE

- WC'S URINALS & SHOWER**
W1- CERAMIC STANDARD WC (CC)- CONCEALED CISTERN
 Vitreous china 90° outlet WC or equal and approved. Top inlet closed rim back-to-wall pan. Floor Mounted to comply with SABS 497 & Fitted with 'Jazz Thermo Seal' Seat. Fitted with Concealed Flushing Cistern for WC 6-7 litres adjustable with small discharge valve access pneumatic discharge valve installed with dual flush ability & complete with all necessary fittings to manufacturer's specification and applicable SABS standards. Flush valve to be fitted with blank flush plate.
W2- CERAMIC PARALEGIC WC
 Vitreous china 90° outlet or equal and approved. Top inlet closed rim back-to-wall pan to comply with SABS 497. Fitted with Cistern installed complete with all necessary fittings to manufacturer's specification and applicable SABS standards. Flush valve to be fitted with suitable extension lever.
W3- CERAMIC PARALEGIC WC (CC)- CONCEALED CISTERN
 Vitreous china 90° outlet WC or equal and approved. Top inlet closed rim back-to-wall pan. Floor Mounted to comply with SABS 497 & Fitted with 'Jazz Thermo Seal' Seat. Fitted with Concealed Flushing Cistern for WC 6-7 litres adjustable with small discharge valve access pneumatic discharge valve installed with dual flush ability & complete with all necessary fittings to manufacturer's specification and applicable SABS standards. Flush valve to be fitted with suitable extension lever. Blank flush plate & offset push button for passage access
W4- CERAMIC STANDARD WC (BACK INLET)
 Vitreous china 90° outlet WC or equal and approved. Top inlet closed rim back-to-wall pan to comply with SABS 497. Fitted complete with back inlet exposed flush-valve complete with all necessary fittings as per manufacturer's specifications and applicable SABS standards. Flush valve to be fitted with suitable extension lever.
W5- CERAMIC STANDARD WC (CC)
 Vitreous china 90° outlet WC or equal and approved. Top inlet closed rim back-to-wall pan to comply with SABS 497. Fitted complete with matching 7 litre pushbutton top dual flush cistern filled with quality approved heavy duty thermoseal lid, seal and complete with all necessary fittings as per manufacturer's specifications and applicable SABS standards.
W6- CERAMIC WALL HUNG URINAL
 Vitreous china wall hung bowl urinal to comply with SABS 497. Supplied with suitable 38mm CP domical g roofing. CP top inlet spreader and two hanger brackets and fitted with exposed flush-valve, and suitable bottle trap chrome finish as per manufacturer's specifications and applicable SABS standards.
W7- CERAMIC WALL HUNG URINAL
 Vitreous china wall hung bowl urinal to comply with SABS 497. Fitted complete with matching 7 litre pushbutton top dual flush cistern filled with quality approved heavy duty thermoseal lid, seal and complete with all necessary fittings as per manufacturer's specifications and applicable SABS standards.
S01- SHOWER
 2mm thick Enamelled steel shower tray size 900x900x160 mm manufactured with anti-slip pattern, with rounded internal corners, and 38 mm BSP grated waste fitting in corner position fitted with Shower set and complying with SABS 226 comprising of approval:
 • Glazed Shower Cubic with access door as per standard supply from manufacturer and sized to fit space configuration
 • Overhead shower arm with wall flange.
 • Chrome Plated Shower Head with adjustable connector
 • Chrome Plated Bath/Shower diverter mixer-wal with sliding wall flanges and concealed connectors adjustable from 178mm to 203 mm centres. Shower tray to be recessed 50 mm into a 100mm high concrete plinth with exposed plinth face.
WASH-HAND BASIN
W8- WASH & MIRROR TAP
 Vitreous china 90° vitreous china size 560 x 415mm rounded 'Tuscany' OR EQUAL AND APPROVE basin to comply with SABS 497 with single tap hole configuration supplied with integrated overflow and chinatory hole through the centre semi-punched supplied with a 'Tuscany' pedestal and fitted with 1No. 'Cobra' Model#11 15mm chrome pushbutton/demister plug top with flanged bucket (code KM2.102) meeting tap, 30°-32° CP anti-rattle plug in place. 300 basin wide. 365/40° CP bottle trap, mounting kit and angle valves.
W9- DISABLED BASIN
 22mm semi rounded lavatory basin to comply with SABS 497. In two top hole configuration fitted with 2 No chrome plated elbow action pillar-top, with 1/4" turn ceramic disc head and 8/16" lead indicators water applications and flanged bucket. chrome plated waste, chrome plated 32 mm standing overflow tube, chrome plated bottle trap supplied with all necessary pipe connections. Fitted with concealed wall bracket in accordance to the manufacturer's specifications.
W10- WHITE GLAZED PORCELAIN BOWL (VANTY)
 Ceramic freecy size 450x350mm oval self-rimming vanity basin to comply with SABS 497 in one top hole configuration supplied without overflow and fitted with 1No. chrome plated tap with flanged bucket (code KM2.102) meeting tap, mounting kit and angle valves. 400mm long flexible inlets and chrome plated bottle trap supplied with all necessary pipe connections. Basin mounted on cabinet or vanity top with silicon sealant between contact areas in strict accordance to manufacturer's specifications.
W11- SMALL BASIN & 2 TAPSTAY & SHOWER SET (FOR WORKSHOPS)
 Vitreous china size 450x300mm wash basin to comply with SABS 497 in 2-top hole configuration supplied with integrated overflow and chinatory hole with 2No. pillar-top, chrome plated offset plug with spindle plug, slotted basin waste, chrome plated bottle trap, mounting kit and angle valves with 400mm long flexible inlets supplied with all necessary pipe connections. All brackets and fixing accessories in strict accordance to the manufacturer's specifications.
W12- WASH BASIN (No. TAP FOR LABS)
 Vitreous china size 450x300mm heavy duty basin in one tap hole configuration to comply with SABS 497 and 8/16 hole plugged and fitted with 1No. pillar-top. Chrome Plated anti-rattle plug with spindle plug, slotted basin waste, chrome plated bottle trap, mounting kit and angle valves with 400mm long flexible inlets supplied with all necessary pipe connections. Fitted to wall using 2No. Semi-concealed cast iron brackets in accordance to the manufacturer's specifications.
W13- MEDIC BASIN & FITTINGS (SICK BAY)
 Vitreous china size 420mm semi rounded lavatory basin to comply with SABS 497. In two top hole configuration fitted with 2 No chrome plated elbow action pillar-top, with 1/4" turn ceramic disc head and 8/16" lead indicators water applications and flanged bucket. chrome plated waste, chrome plated 32mm standing overflow tube, chrome plated bottle trap supplied with all necessary pipe connections. Fied with concealed wall bracket in accordance to the manufacturer's specifications.
 Combination of sanitaryware, accessories and general fittings comprising of:
 • Mirror type G
 • Paper towel dispenser 18 and bin type K3.
 • Soap dispenser type K5.
 • Sanitablock comprising 2No. rows of wall tile finish type R5 as per finishes schedule and grout in compliance to manufacturer's specifications and government standard specifications, installation heights as indicated in the drawings.

SINKS:


- X1- STAINLESS STEEL SINK**
 Stainless steel 1000 x 457mm inset single end bowl with recessed drainage ledge and folded edges. Bowl to be fitted to kitchen cupboard (cupboard elsewhere measured). Grade 304 (18/10) Stainless Steel sink to comply with SABS 906 fitted with: Approved sink mixer-wal type, chrome plated swivel Outlet, adjustable and supplied with suitable accessories in accordance to manufacturer's specifications. Sink installation height = 900mm AFL.
X2- STAINLESS STEEL SINK
 Stainless steel 1500 x 457mm inset double end bowl with recessed drainage ledge and folded edges. Bowl to be fitted to kitchen cupboard (cupboard elsewhere measured). Grade 304 (18/10) Stainless Steel sink to comply with SABS 906 fitted with: Approved sink mixer-wal type, chrome plated overflow swivel Outlet, adjustable wall flanges and supplied with suitable accessories in accordance to manufacturer's specifications. Sink installation height = 900mm AFL.
X3- CERAMIC SINK
 Ceramic freecy 435 x 335 x 180 mm rectangular lavatory sink without overflow, with a centre end outlet. Fitted to the wall on two semi-concealed brackets supplied with all necessary accessories (all to be acid resistant)
X4- SINGLE WASH TROUGH (Inset) & 2 No. TAPS
 600mm x 300mm wash trough manufactured from grade 18/10 S.S. stainless steel with radiused internal corners and provision for a 40mm dia. outlet. Fitted with Approved 2No. CP bibcocks - plan extended chrome plated. complete with sliding wall flanges. Un-slotted sink waste with back nut, plug with strip, chain and stay. CP 'P' trap, with deep seal and cleaning eye. Rough brass Sink installation height = 900mm AFL. Cut out size 555 x 425mm.
X5- DOUBLE WASH TROUGH (Inset) & 2 No. TAPS
 1200 x 350 x 200mm Double wash trough manufactured from grade 304 (18/10) S.S. radiused internal corners and provision for a 40mm dia. outlet. Fitted with Approved 2No wall type bibcocks, with Swivel Outlet, adjustable wall flanges and exposed adjustable connections. CP. Un-slotted sink waste with back nut and plug with strip. CP. Double drain back rubber deep seal 'P'-trap. Sink mounted on 2No. 25mm square S5 gallow brackets, front leg and adjustable foot piece or height of 915mm AFL.

SANITARY ACCESSORIES

- K1- SS TOILET ROLL HOLDER- 2 ROLL**
 Standard stainless steel toilet roll holder (2 roll) 150mm width x 270mm high 275mm depth Toilet Roll Holder manufactured from 18/10 Stainless Steel, surface 304 finish, including screws and dowels and all other necessary accessories in accordance to manufacturer's specifications.
K2- GLASS MIRROR
 6mm thick clear float glass silver-backed mirror. size 450x900mm height with polished beveled edges 4 times folded for and fixed, with chromium plated dome-shaped mirror screws
K3- WASTE BIN
 280W x 585H x 203D Waste bin manufactured from 18/10 Stainless steel. Surface Satin Finish. Material Thickness 1.5mm, including Screws, dowels and all necessary accessories in accordance to manufacturer's specifications.
K4- SANITARY BIN (PLASTIC)
 190mm x 200mm x 600mm Plastic Sanitary Pedal bin with capacity of 100 Litres per pack Complete with all necessary accessories and installed in accordance to manufacturer's specifications.
K5- SOAP HOLDER
 Single semi-recessed ceramic soap dish Complete with all necessary accessories and installed in accordance to manufacturer's specifications.
K6- WALL GRAB BAILS-PARALEGIC
 Stainless steel 914 x 90 x 32mm diameter wall floor grab rail in satin polished finish complete with SS fixing screws and plastic wall plugs. Installed as per manufacturer's instructions.
K7- GRAB BAILS (RIGHT/L- HAND)- PARALEGIC
 Stainless steel 914 x 90 x 32mm diameter (right/left) hand side toilet grab rail with 450mm high centre flange. In satin polished finish complete with SS fixing screws and plastic wall plugs. Installed as per manufacturer's instructions.
K8- PAPER TOWEL DISPENSER
 330mmWx365mmHx230mmD tear and dry paper hand towel dispenser in stainless steel. Complete with screws, locking key, and all necessary accessories and installed in accordance to manufacturer's specifications.
K9- SOAP DISPENSER (HAND-WALL MOUNTED)
 115W x 200H x 110D Stainless Steel Hands Free soap dispenser. Complete with screws, locking key, and all necessary accessories and installed in accordance to manufacturer's specifications.
K10- ALUMINIUM COAT HOOKS (MULTI TRACK)
 800mm Wide x 220mm High x 90mm High Aluminium Multi-track Hat and Coat Hook in multi-track two hooks Configuration With Anodised Silver Finish Complete with Screws
K11- HAND DRYER (Hands free)
 As per Electric Engineers specification
K12- TOWEL RAIL
 65mm dia. Polished 900mm long towel rail complete with all necessary accessories in accordance to manufacturer's specifications. Installation height as per architect's drawing
K13- SHOWER CURTAIN RAIL (Height)
 20mm dia. Standard chrome plated shower curtain rail 1300mm long with flanged ends and screws CP fixing height as per PA's drawing.

GENERAL FIXTURES

- G1- DOOR PROTECTOR**
 200mm wide PVC Door Protector manufactured in high impact resistant rigid PVC (Colour Grey) and cut to door width from 3m length, installed strictly in accordance to manufacturer's specifications. Installation height 900mm above FL, or as specified.
G2- PROTECTOR SCREEN
 Full door PVC screen size 2440 x 1750mm (viewing area 2240 x 1750mm) with wall-mounted code SC4000 Keystone Brackets Adjustable Set of 2, size 300mm. To be supplied complete with all accessories, and fitted in strict accordance with manufactures instructions.
G3- PINBOARD 1500W X 1000H
 Pinboard size 1000mm H x 1500mm W comprising of laminated self board core pinning material beaded all round with anodised aluminium channel surround mitred at the corners. To be fitted complete with fixing brackets, screws and wall plugs at 900mm above floor level.
G4- PINBOARD 300W X 1200H
 Pinboard size 1200mm H x 300mm W comprising of laminated self board core pinning material beaded all round with anodised aluminium channel surround mitred at the corners. To be fitted complete with fixing brackets, screws and wall plugs at 900mm above floor level
G5- WINDOW NORMAL BUNDS (vertical blinds)
 127 mm vertical deco blinds with anodised aluminium headrail fitted with colour coordinated insert. All runners to be wheeled and fitted with individual clutch mechanism. All runners to be connected by stainless steel links. The mechanism to be operated by a nylon ball chain with a reduction gear ratio a fully enclosed cap. Blinds to be fixed (aced) over the window opening by means of concealed type fixing brackets.
G6- FLOOR DRAIN
 Cast iron flat type full-flow outlets size 110 mm diameter with centre ball, including connectors to downpipes.
G7- 36 FLOOR EXPANSION JOINT COVER
 Concealed heavy duty stainless steel movement joint strip, with polyurethane infill (colour grey). To be installed within the tile surface over the 20mm expansion joints, in accordance to the manufacturer's specifications.
G8- CHALKBOARDS- GREEN SURFACE COLOUR
 Vitres system 1000 standard WHITEBOARD or EQUAL & APPROVED vitreous enameled steel utility school chalkboards wall-mounted size 480mm x 1140mm high manufactured in accordance with SABS Standard CE 36/2004 Edition 4 and suitable for Class 1 Heavy Duty applications, as defined therein. Enamel steel Utility chalk board surfaces to be matt and freely structured, olive green in colour (Vitreous Colour Reference - Chalk Board Green LM197/2), supplied complete with integral anodised aluminium chalk rail (ACR), fixing components and secured in position to brickwork. The Chalk boards are to be fixed in position strictly in accordance with the manufacturer's instructions.

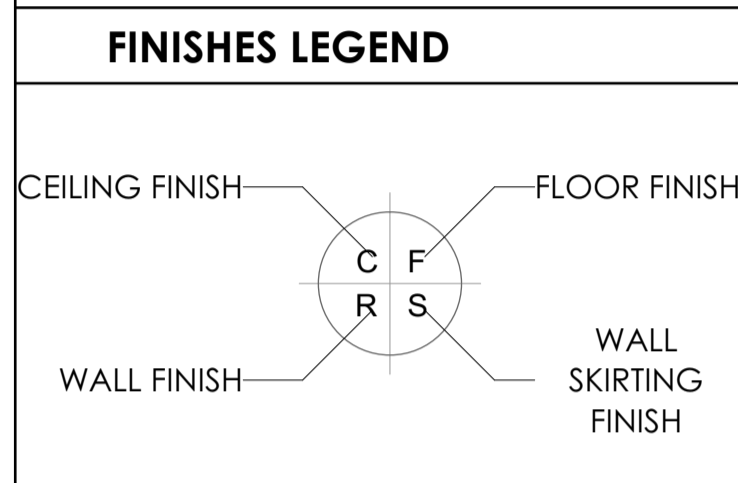


- LEGEND**
- NEW WALLS
 - EXISTING WALL TO BE RETAINED
 - EXISTING WALL TO BE DEMOLISHED
 - NEW FIXTURES & FITTING TO BE INSTALLED
 - ITEMS IN RED AND (OR) DASHED LINES ARE TO BE REPAIRED AND (OR) REPLACED

NOTES

ALL DIMENSIONS ARE IN MILLIMETERS UNLESS OTHERWISE STATED
 DIMENSIONS TO BE REPORTED TO THE PROJECT ARCHITECT

CONTRATORS TO CONFIRM ALL DIMENSIONS ON SITE BEFORE CONSTRUCTION COMMENCES & ANY DISCREPANCY TO BE REPORTED TO THE PROJECT ARCHITECT



SIGNATURE TABLE

DISCIPLINE	SIGN	DATE
CLIENT		
PLAN EXAMINER		
FIRE CONTROL		
ENVIRONMENTAL		
ROADS / STORMWATER		
WATER & SANITATION		

REVISIONS

REV. NO.	DATE	FIRST ISSUE FOR TENDER	DESCRIPTION
0	JUL 21	FIRST ISSUE FOR TENDER	

LIMPOPO
 PROVINCIAL GOVERNMENT
 REPUBLIC OF SOUTH AFRICA

DEPARTMENT OF PUBLIC WORKS, ROADS & INFRASTRUCTURE
 INSTITUTION

NKGONYELETSE SECONDARY - 924 642 329

RESTORATIVES, REPAIRS & ADDITIONS
 CONTRACT - SECTION

DOCUMENTATION & PROCUREMENT
 DISCIPLINE: ARCHITECTURAL, 4

RENOVATION DRAWINGS - STAGE 04
 WORK DESCRIPTION - SUB DIVISION

C3 SECTION | SIDE ELEVATIONS | SCHEDULES
 DRAWING DESCRIPTION

DRG No.	D16-102-02	02/02	ITEM No.
DESIGN	NA	SMIN	DRAWN
DATE	AS SHOWN	T.M	CHECK

DATE	RESPONSIBLE PROFESSIONAL	PR. NUMBER
NOV 2019	T. MANDAZA	PrArch 43981757

FINISHES LEGEND

- FLOORS:**
F1- PORCELAIN TILES - MATI (Corrosive Resistant & Anti-Slippery)
 400 x400 15mm kiln-fired floor tile or similar approved by architects, fixed with adhesive, painted with finished waterproof jointing compound. Grouting to be grey. Tiles should have expansion joint and aluminium edging strip.
F2- PORCELAIN TILES - MATI
 600 x 600 10mm thick matt porcelain tile to comply with SABS 1449 laid on approved pattern by an approved specialist to comply with SABS 107 and approved adhesives and grout on screeds. With Thickness/Specification in strict compliance to manufacturers instructions and SABS specification. Fittings to include, ribbed angle files where there is change of level & Movement Joints of 6mm Wide With Patent Aluminium Movement Joints Strips Consisting Of Synthetic Fibre Inserts Installed At Intervals As Per Manufacturer's Instruction. Colour and pattern to architects approval.
F3- CARPETILES
 500mm x 500mm x 100S PFX staple fibre carpet tiles to Comply With SABS 1419 (heavy commercial) consisting of fibres set out on waterproof vinyl backing and to comply with EN 1307 'Wear Class 4 (heavy duty)', laid with approved adhesive on 30mm thick cement screeds in strict compliance with manufacturer's instructions. Carpet tiles to conform to BS 4790 on fire rating, and DIN 54824 on wear test and 500 body test at less than 2kV at 25% RH on static electricity. Colour and pattern to architects approval.
F4- CEMENT SAND SCREED
 30mm thick polished cement sand screed with 13mm Stone Nominal aggregate for Topping to comply with SABS 1083 or latest revision for concrete.
F5- EXTERIOR MULTI COLOURED CONCRETE INTERLOCKING PAVERS
 45mm thick multi-coloured concrete pavers laid on sand bedding to civil/structural engineer's specification in approved pattern and compacted to approval and grouted in strict accordance to manufacturer's specifications. All to be manufactured and installed in strict compliance to SABS 1058 or Latest Revision.
F6- GRANULITIC FINISH
 22 mm thick unsealed Granulitic finish composed of one part cement, one part fine sand, two parts coarse sand and one part granite that would pass through a 5mm mesh sieve laid by specialist in panels not exceeding 10m2, divided with approved brass dividing strips. All to be manufactured and installed in strict compliance to the latest SABS approved standards. Colour, pattern and aggregate size to architects approval.
F7- INTERLOCKING PAVERS (RIGID PAVING/VEHICULAR WAYS)
 200mm x 150mm x 50 mm thick concrete interlocking pavers, 25 mpa, manufactured to SABS spec 1058, laid on sand bedding to civil/structural engineer's specification to a herringbone pattern to the Architect's approval.
F8- SEMI FLEXIBLE VINYL SHEETING (CORROSION RESISTANT/ANTI-SLIPPERY)
 2.5mm Thick Heavy Traffic Use, Corrosive Resistant & Anti-Slippery Vinyl Sheeting Semi-Flexible To Comply With SABS 584. With Static Dissipative Properties Throughout Thickness, Engineered for ESD or SD (anti-static) Protection Vinyl Sheet. Laid on Self Levelled Smooth Screed fitted with conductive adhesive to SABS 070 or Latest Revision In Accordance To Manufacturer's Instructions And Installed By Approved Specialist. Joints Shall be Welded as Per Manufacturer's Specifications With no more than 2mm Gap. Clean & Polite Floor In Compliance With SABS 1042, Colour To Architect Approval On Sample Presentation. Contractor to provide Certificate of Static Current Conductivity, Contractor to provide Certificate of Static Current Conductivity, Corrosive resistant & Anti-Slippery.

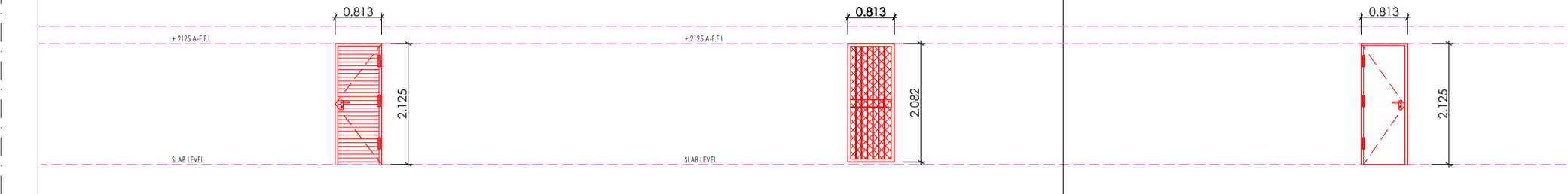
- F9- GRAVEL FINISH ON SAND LAYER**
 32mm Gravel On Compacted Sand Layer Base as Per PFE Details installed in All Duct Chambers Accommodating Sanitary Services.
SKIRTING:
S1- HARDWOOD OR EQUAL AND APPROVED
 18 x 25mm x 20mm Moulded Hardwood Skirting to comply with SABS 1099, fixed to walls in long lengths with splayed heading joints and mitred corners with screws and plugs of centres not exceeding 400mm, and fixed with a 19mm x 19mm quadrant bedding. The skirting to be varnished with 2No. coats of egg shell clear varnish to comply with SABS/SANS 381 type 1.
S2- CERAMIC TILE SKIRTING
 600mm wide x 100mm high x 7mm thick matt porcelain tile to comply with SABS 1449 laid with approved adhesives and grout on 20mm thick screeds in strict compliance to manufacturers instructions and SABS specification, with cone base and straight tops. Complete with corner and top trims. Fittings to include, ribbed angle files where there is change of level. Colour and pattern to architects approval.
S3- CEMENT SAND SCREED
 75 mm high x 20 mm thick hardened cement sand screed skirting covered at 50 mm dia. to form a continuous joint with the adjoining screed floor finish to FA's approval. All to be manufactured and installed in strict compliance With SABS 1083 or latest revision.

- WALL FINISHES:**
R1- FACE BRICK
 FXX face brick in common running bond to comply with SABS 227 and forming part of the structural work.
R2- EMULSION (PVA) PAINT - FULL HEIGHT
 2 No. coats of PVA matt finish emulsion paint to SABS 1586 applied on plastered surface primed and with 1 no. coat undercoat to SABS 681 grade. In accordance to manufacturer's instructions.
R3- ENAMEL PAINT
 2 No. coats matt (egg shell) finish alkyl (aromel) paint to SABS 630, type 2 applied on plastered surfaces with 1 no coat alkali resistant primer to SABS 1416 and 1 no. coat undercoat to SABS 681 grade. In accordance to manufacturer's instructions.
R4 GLAZED CERAMIC WALL TILES (ENAMEL PAINT COMBO)
 Combination of 600mm wide x 300mm x 7mm thick high glazed ceramic tiles To Specification "R5", laid on 15 mm thick plaster prepared to receive wall tiles fixed with approved adhesives and grout in compliance to manufacturer's specifications and government standard specifications laid from finish floor level to window level AND ENAMEL paint to specification "R2" To Comply with SABS 630 or latest revision applied from 2100 mm above finished floor level to ceiling height all in strict compliance to manufacturer's instructions. All to be manufactured and installed in strict compliance to the latest SABS Standards.
R5 CERAMIC WALL TILES - FULL HEIGHT
 600mm x 300mm x 7mm thick high glazed ceramic tiles to Comply with SABS 22 or latest revision, laid on 15 mm thick plaster prepared to receive wall tiles fixed with approved adhesives and grout in compliance to manufacturer's specifications and government standard specifications. Tiles to be laid to full ceiling height. All to be manufactured and installed in strict compliance SABS 22 Standard. All to be manufactured and installed in strict compliance to the latest SABS Standards.

- CEILING AND CORNICE:**
C1- 7mm GYPSUM BOARDS FLUSH PLASTERED CEILINGS OR EQUAL AND APPROVED
 Gyproc Classic gypsum plasterboard ceiling EQUAL & APPROVED consisting of 1 layer Gyproc RhinoBoard 9mm (locally manufactured, ISO 9001 & 14001 certification, recycled paper content), EcoSpecifier listing, non-combustible to SANS 10177:5 fixed to Ek 38mm x 50mm timber bracing installed at maximum 400mm centres using Gyproc RhinoBoard Sharp Point Grabber Screws 32mm at maximum 150mm centres. Apply, Gyproc RhinoTape to all joints and skim the ceiling using Gyproc RhinoLite.
C2- FIBRE CEMENT BOARDS (H-JOINTED)
 6mm thick Gyproc/Prestige 5' fibre cement ceiling boards or EQUAL & APPROVED consisting of 1 layer Gyproc RhinoBoard 9 mm (locally manufactured, ISO 9001 & 14001 certification, recycled paper content), EcoSpecifier listing, non-combustible to SANS 10177:5 fixed to Ek 38mm x 50mm timber bracing installed at maximum 400mm centres using Gyproc RhinoBoard Sharp Point Grabber Screws 32mm at maximum 150mm centres with all necessary accessories, finished with 3 No. coats of super PVA external quality paint colour to PA's approval. Gyproc RhinoTape to all joints and skim the ceiling using Gyproc RhinoLite.
C3- PATENT SUSPENDED ACOUSTIC TILES OR EQUAL AND APPROVED
 1200mm x 600mm x 15mm Gyproc Calceus/Pin Fixed/and or Fire Insulated OR EQUAL & APPROVED laid into Dorn ceiling grid and secured into place using Dorn Hold Down Clips @ 200mm c/c. Dorn Wall Angle M4 fixed to the perimeter wall using fixings at 300mm centres. Dorn T38 FR Main Tees @ 4mm thickness, 1150 g/m² coating, locally manufactured, recycled content, ISO 9001 & 14001 certification) at 1200 centres & Dorn T38V (1200 long) Cross Tees at 600 centres. Suspend main tees @ 1200mm c/c using Dorn Hanger Strap 19mm suitably fixed to the building structural members. Dorn Galvanized Hanger Strap 19mm at maximum 150mm on both sides of the fire notch. All fire notches to be in line. Suspend all full length 1200 Cross Tees at their mid-point using Dorn Hanger Strap 19mm suitably fixed to the building structural members. All to comply with latest SANS 803 including all necessary accessories and installed in strict accordance to manufacturer's specifications.
C4 EMULSION (PVA) PAINT OR EQUAL AND APPROVED
 Emulsion (PVA) Paint on Skimmed Plastered Stoq 2No. coats of PVA emulsion ceiling paint to latest SANS 1586 approved on 6mm thick light weight hemi-hydrate gypsum plaster on concrete slab soffits.

- ROOF COVERING AND INSULATION:**
R6:1- EMBOSSED ROOFING SHEET (TWO SIDES)
Roofing Sheets: 0.38mm thick concealed fixing roofing sheets manufactured from roll-formed from certified steel complying with ISO 559 (ET). The profile shall have three trapezoidal ribs at 200mm centres giving a net cover of 456mm. The rib height shall be 41mm and provide cavity breaks. The male rib shall have girths of 283mm centres to ensure a positive double interlocking action at side-laps. Each span shall incorporate two stiffener ribs. Profiled roof sheets to be coated on both sides with 'Global Coat' or 'Chronoside Colour' and laid on structural timber/steel structure incorporating all necessary accessories such as fixings and dove clips in strict compliance to manufacturer's instructions.
Insulation: SHALL EITHER BE: 1. where there are acoustic ceilings suspended board, a heavy duty 'Aluminium station foil' shall be installed AND 2. where the steel work is exposed, a 50mm 'FactoryBoard' manufactured from noncombustible glass fibres and thermo-setting resin binder supplied as 2400mm x 1200mm and 80kg/m³ and finished with white meltable top.
Galvanized Steel (GI) Gutter: 150mm Wide x 100mm Deep x 0.6mm Eaves Gutter of Commercial Grade Steel With Class Z275 Galvanizing to Comply With SABS 934 or latest Revision Fixed To Painted Fibre Cement Fascia Board Together with standard accessories discharging into Rainwater Downpipes.
Downpipe: 110 x 110 x 0.6mm Thick Commercial Grade Galvanized Steel Sheet With Class Z275 Galvanizing To Comply With SABS 934 or Latest Revision to or built into walls or cast in concrete columns fixed to brickwork or steel including brackets and self-tapping screws to Manufacturer installation instructions.
Fascia board: 250 x 10 mm Fibre Cement Fascia/Barge Board. Screw Fixed to Tuss Ends & Counter Batten With Countersunk Brass Screws. Repairs & Apply One Universal Undercoat & Two Coats Super Acrylic P.V.A.

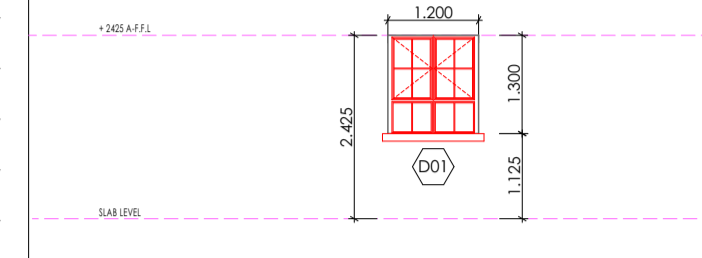
DOOR SCHEDULE:



EXTERIOR DOOR	QUANTITY	DOOR DESCRIPTION	BURGLAR DOOR (SINGLE)	QUANTITY	DOOR DESCRIPTION	INTERIOR DOOR	QUANTITY	DOOR DESCRIPTION
	04	813 x 2032 x 44 mm THICK HEAVY DUTY INTERIOR QUALITY HORIZONTAL SLATED DOUBLE SIDED SALICINA DOOR FITTED TO COMPLY WITH SABS 545 EXTERIOR GRADE OR LATEST REVISION.			PAINTED GALVANISED MILD STEEL GATE CONSISTING OF 10 x 10 mm MILD STEEL BARS PLACED AT 100 mm CENTRES AT 90° ANGLE INCLUDING SECURITY HIGH. COLOUR TO ARCHITECT'S SPECIFICATION TO COMPLY WITH SABS 681, GRADE D1 AND FINISH WITH TWO COATS ALKYL EGG-SHELL PAINT TO COMPLY WITH SABS 630			813 x 2032 x 44 mm THICK INTERIOR GRADE FLUSH HOLLOW CORE SINGLE TIMBER DOOR WITH 3mm THICK PLY ON BOTH SIDES WITH CONCEALED DOSE FITTED IN COMPLIANCE WITH SABS 545 IN PRESSED STEEL FRAME. ALL PAINTS TO ARCHITECT'S COLOR SCHEDULE
		FRAME			FRAME			FRAME
		STANDARD 1.6 mm IN DOUBLE REBATE PRESSED MILD STEEL DOOR FRAME WITH WALL MATCHING PROFILE IN COMPLIANCE WITH SABS 1129 OR THE LATEST REVISION COMPLETE WITH LUGS & FITURES TO ACCOMMODATE 94x1910 DOOR LEAF			50 x 50 mm GALVANISED MILD STEEL SQUARE WELDED TO FORM FRAME			STANDARD 1.6 mm GALVANISED MILD STEEL DOUBLE REBATE PRESSED METAL TO COMPLY WITH SABS 1129 COMPLETED WITH LUGS & FITURES. FRAME PROFILES TO STATE WALL THICKNESS (119 mm 20mm OR 345 mm AS PER FLOOR PLANS)
		FRAME FINISH			FRAME FINISH			FRAME FINISH
		WASHABLE ENAMEL PAINT FINISH AS PER SABS 723 FOR PRIMER, SABS 681 FOR UNDERCOAT & SABS 630 TYPE 02 FOR FINISH COAT. COLOR TO ARCHITECT'S APPROVAL			1 x COAT ZINC CHROMATE PRIMER 2 COATS GLOSS ENAMEL (EXTERIOR QUALITY)			WASHABLE ENAMEL PAINT FINISH IN COMPLIANCE WITH SABS 723 FOR PRIMER, SABS 681 FOR UNDERCOAT & SABS 630 TYPE 02 FOR FINISH COAT. COLORS TO ARCHITECT APPROVAL.
		DOOR FINISH			DOOR FINISH			DOOR FINISH
		APPLY 3No. CLEAR EGG-SHELL VARNISH FOR INTERIOR TO COMPLY WITH SABS 887 TYPE 01. THEN DOWN PRIME COAT WITH MINERAL TURPENTINE AS PER MANUFACTURER INSTRUCTIONS. ALLOWING EACH COAT TO DRY OVERNIGHT. APPLY WOOD PRESERVATIVE TO EXPOSED EXTERIOR WOOD TO SATURATE THE SURFACE. WITH EACH COAT SOAKING IN BEFORE FURTHER COATS. APPLY UNTIL NO FURTHER SOAKING TAKES PLACE.			PAINTED MILD STEEL GATE CONSISTING OF 10 x 10 mm MILD STEEL BARS PLACED AT 100 mm AT CENTRES AT 90° ANGLE. INCLUDING SECURITY HIGH. TO COMPLY WITH SABS 681, GRADE D1 & FINISH WITH 2 COATS ALKYL EGG-SHELL PAINT TO COMPLY WITH SABS 630 COLOR TO ARCHITECT'S SPECIFICATION			PRIME WITH WOOD PRIMER IN COMPLIANCE WITH SABS 712 TYPE 02. PAINT 01 UNIVERSAL UNDER COAT TO COMPLY WITH SABS 630 TYPE 02. COLOR TO ARCHITECT'S APPROVAL.
		IRON MONGERY			IRON MONGERY			IRON MONGERY
		APPROVED LOCKSET AS PER SUPPLIER DOOR STOP - POLISHED BRASS FLOOR MOUNTED APPROVED ALUMINIUM ENGRAVING SIGN PLATE FOR APPROPRIATE ROOMS			APPROVED LOCKSET AS PER SUPPLIER DOOR STOP - POLISHED BRASS FLOOR MOUNTED APPROVED ALUMINIUM ENGRAVING SIGN PLATE FOR APPROPRIATE ROOMS			APPROVED LOCKSET AS PER SUPPLIER DOOR STOP - POLISHED BRASS FLOOR MOUNTED ARCHITECT APPROVED ALUMINIUM SIGN PLATE FOR APPROPRIATE ROOMS
		HINGES			HINGES			HINGES
		3 No. STAINLESS STEEL MEDIUM DUTY BUTT HINGES			3 No. STAINLESS STEEL MEDIUM DUTY BUTT HINGES			3 No. STAINLESS STEEL MEDIUM DUTY BUTT HINGES

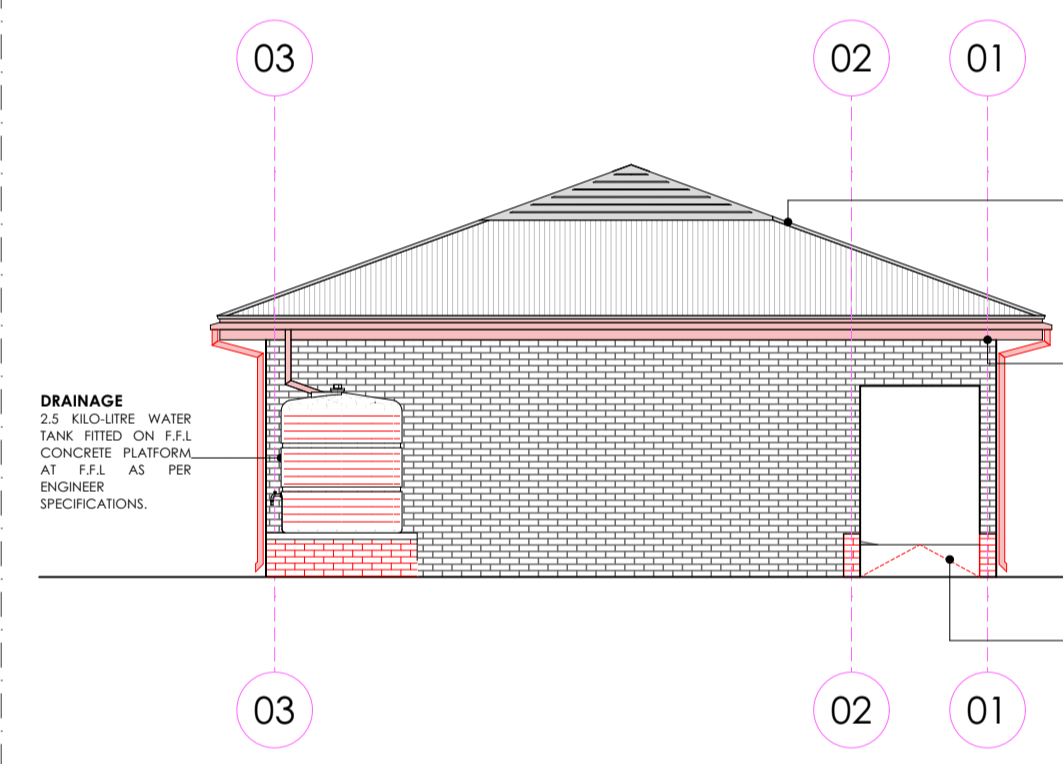
BLOCK EX-C4 DOOR SCHEDULE
SCALE 1:100

WINDOW SCHEDULE:

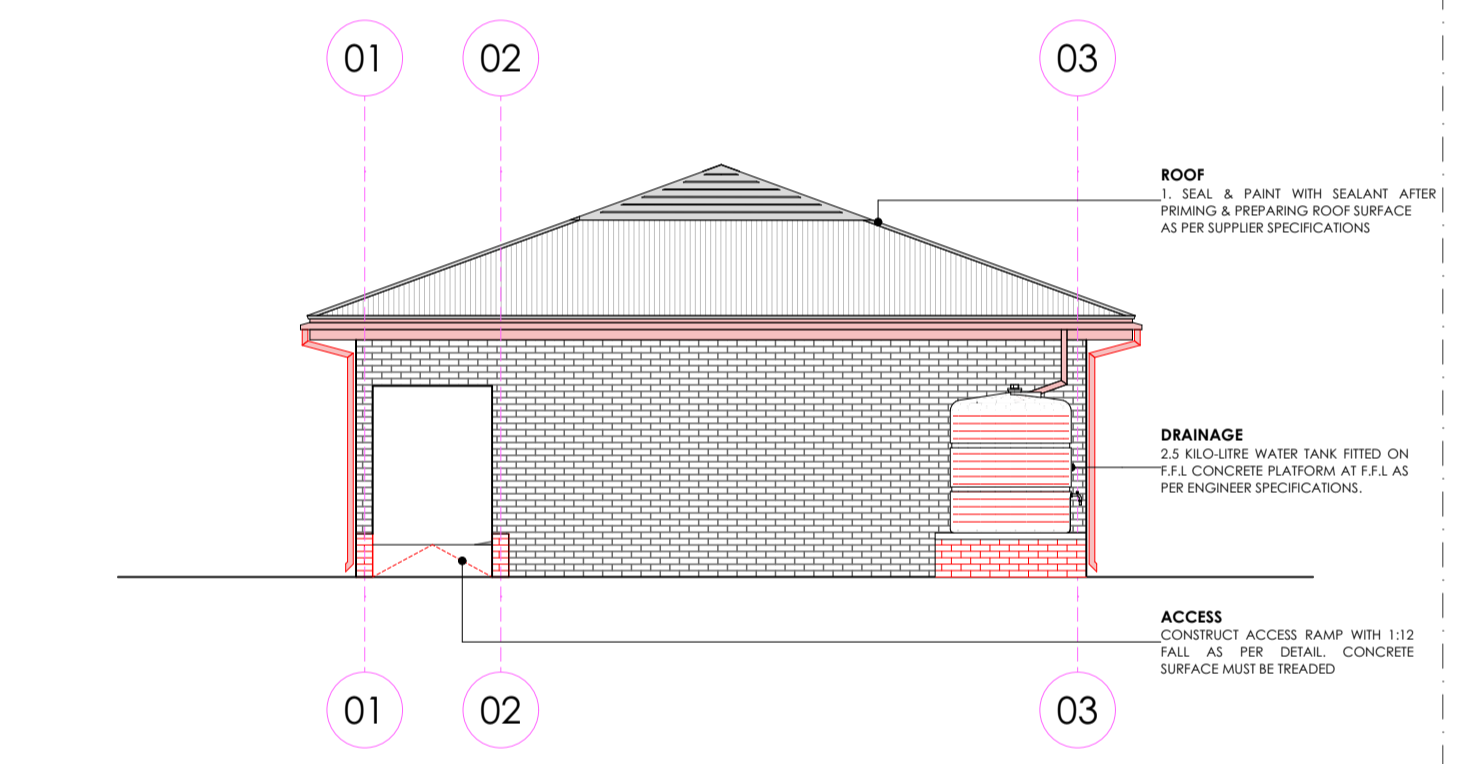


WINDOW	QUANTITY	WINDOW DESCRIPTION	FRAME	GLASS	WINDOW FITTINGS	IRON MONGERY	HINGES
	20	STANDARD 'SCHOOL' TYPE GALVANISED MILD STEEL DOUBLE SIDE HUNG WINDOWS, MANUFACTURED, ASSEMBLED & DELIVERED COMPLETE WITH IRON MONGERY COMPRISING APPROVED HINGES, PIVOTING MECHANISMS, STAYS FASTENERS & WEATHER BARS TO OENABLE PANELS: PLUGGED & SCREWED/BUILT IN WALLING					
		FRAME					
		STANDARD 'STANDARD' TYPE GALVANISED MILD STEEL WINDOW FRAME MANUFACTURED TO COMPLY WITH SABS 727 'FRAMES' TO BE FACTORY FINISHED WITH ZINC PHOSPHATE PRIMER TO COMPLY WITH SABS 1119 BEFORE DELIVERY & FINISHED WITH ONE UNIVERSAL UNDERCOAT TO COMPLY WITH SABS 681 GRADE D1, FINISHED WITH 2No. COATS ALKYL ENAMEL PAINT TO COMPLY WITH SABS 630. COLOR TO ARCHITECT'S SPECIFICATIONS					
		GLASS					
		6 mm SAFETY GLASS FIXED WITH PUTTY TO COMPLY WITH SABS 680. PUTTY MUST BE DELIVERED ON SITE IN SEALED CONTAINERS MARKED WITH SABS MARK OF APPROVAL.					
		WINDOW FITTINGS					
		MATCH EXISTING WINDOW FITTINGS (ORIGINAL)					
		IRON MONGERY					
		ALL IRON MONGERY TO BE SUPPLIED MUST MATCH EXIST OR SIMILAR & MUST BE APPROVED BY THE ARCHITECT					
		HINGES					
		FIXED, MANUFACTURER'S SPECIFICATION					

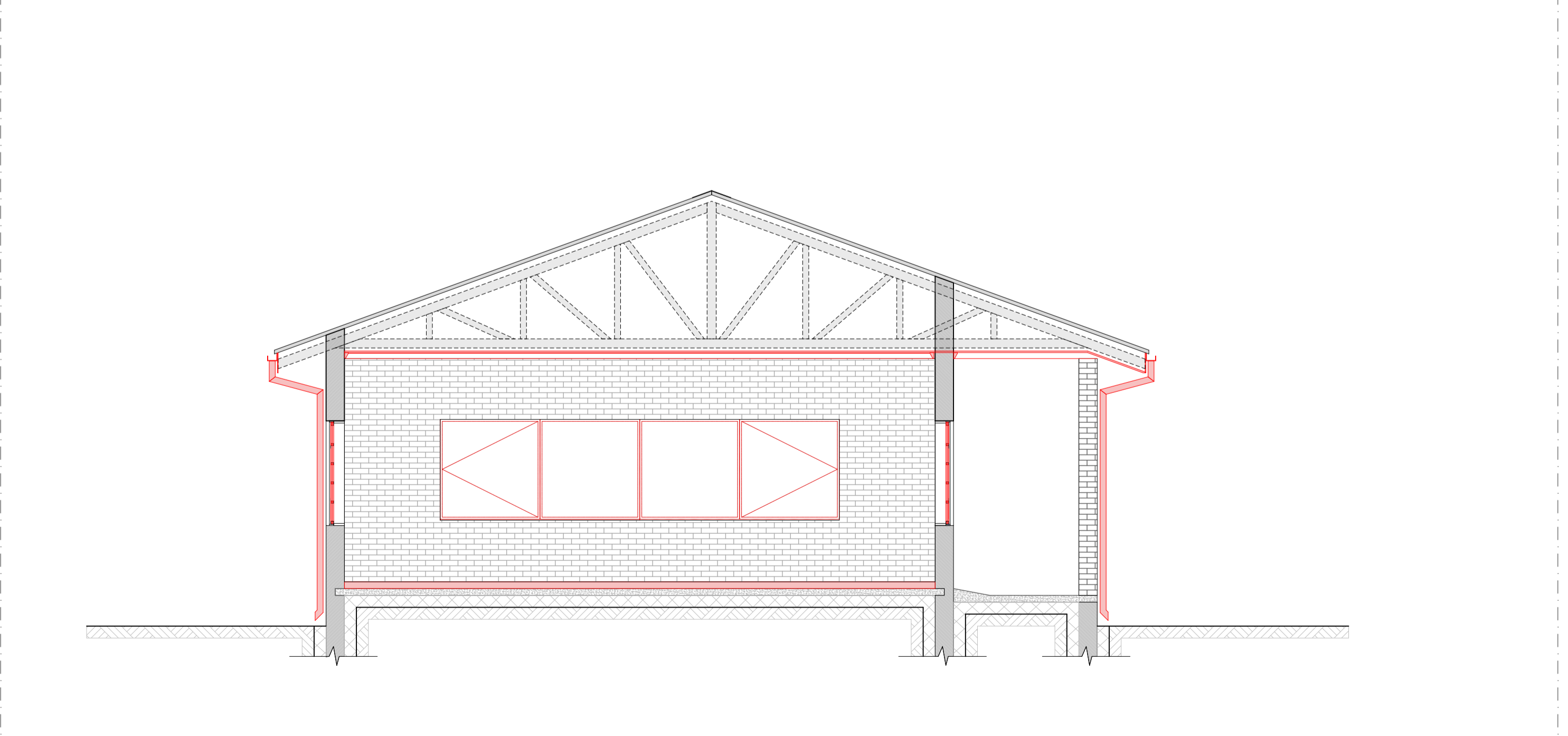
BLOCK EX-C4 WINDOW SCHEDULE
SCALE 1:100



BLOCK EX-C4 RIGHT ELEVATION
SCALE 1:100



BLOCK EX-C4 LEFT ELEVATION
SCALE 1:100




BLOCK EX-C4 SECTION C4
SCALE 1:50

SANITARY SCHEDULE

- WC'S URINALS & SHOWER**
W1- CERAMIC STANDARD WC (CC) CONCEALED CISTERN
 Vitreous china 90° outlet WC or equal and approved. Top inlet closed rim back-to-wall pan. Floor Mounted to comply with SABS 497 & Fitted with 'Jazz Thermostat Plastic Seat'. Fitted with Concealed Flushing Cistern for WC 6-7 litres adjustable with small discharge valve access pneumatic discharge valve installed with dual flush ability & complete with all necessary fittings to manufacturer's specification and applicable SABS standards. Flush valve to be fitted with blank flush plate.
W2- CERAMIC PARALEGIC WC
 Vitreous china 90° outlet or equal and approved. Top inlet closed rim back-to-wall pan to comply with SABS 497. Fitted with Cistern installed complete with all necessary fittings to manufacturer's specification and applicable SABS standards. Flush valve to be fitted with suitable extension lever.
W3- CERAMIC PARALEGIC WC (CC) CONCEALED CISTERN
 Vitreous china 90° outlet WC or equal and approved. Top inlet closed rim back-to-wall pan. Floor Mounted to comply with SABS 497 & Fitted with 'Jazz Thermostat Plastic Seat'. Fitted with Concealed Flushing Cistern for WC 6-7 litres adjustable with small discharge valve access pneumatic discharge valve installed with dual flush ability & complete with all necessary fittings to manufacturer's specification and applicable SABS standards. Flush valve to be fitted with suitable extension lever. Blank flush plate & offset push button for passage access.
W4- CERAMIC STANDARD WC (BACK INLET)
 Vitreous china 90° outlet WC or equal and approved. Top inlet closed rim back-to-wall pan to comply with SABS 497. Fitted complete with back inlet exposed flush-valve complete with all necessary fittings as per manufacturer's specifications and applicable SABS standards. Flush valve to be fitted with suitable extension lever.
W5- CERAMIC STANDARD WC (CC)
 Vitreous china 90° outlet or equal and approved. Top inlet closed rim back-to-wall pan to comply with SABS 497. Fitted complete with matching 7 litre pushbutton top dual flush cistern fitted with quality approved heavy duty thermostat BS, seat and complete with all necessary fittings as per manufacturer's specifications and applicable SABS standards.
W6- CERAMIC WALL HUNG URINAL
 Vitreous china wall hung bowl urinal to comply with SABS 497. Supplied with suitable 38mm CP domical g roofing. CP top inlet spreader and two hanger brackets and fitted with exposed flush-valve, and suitable bottle trap chrome finish as per manufacturer's specifications and applicable SABS standards.
S01- SHOWER
 2mm thick Chrome plated steel shower tray size 900x900x160 mm manufactured with anti slip pattern, with rounded internal corners, and 38 mm BSP grated waste fitting in corner position fitted with Shower set and complying with SABS 226 compliance of approval.
 • Glazed Shower Cubic with access door as per standard supply from manufacturer and sized to fit space configuration
 • Overhead shower arm with wall flange.
 • Chrome Plated Shower Head with ball jointed connector
 • Chrome Plated Bath/Shower diverter mixer-wall type with sliding wall flanges and concealed connectors adjustable from 178 mm to 203 mm centres. Shower tray to be recessed 50 mm into a 100mm high concrete plinth with exposed plinth face.
WASH - HAND BASIN
W7- WASH & MIRROR TAP
 Vitreous china 90° vitreous china size 560 x 415mm rounded 'Tuscany', OR EQUAL AND APPROVE basin to comply with SABS 497 with single tap hole configuration supplied with integrated overflow and chinatory hole through the centre semi-punctured supplied with a 'Tuscany' pedestal and fitted with 'Inca Costa' pedestal 15mm chrome pushbutton/demostat plug top with flanged bucket (code KM2.102) meeting tap, 300-320 CP anti-rattle plug with spig. 300 basin waste. 365/40 CP bottle trap, mounting kit and angle valves.
W8- DISABLED BASIN
 420mm semi rounded lavatory basin to comply with SABS 497. In two top hole configuration fitted with 2 No chrome plated elbow action pillar-top, with 1/4 turn ceramic disc head and 8/16 Red indicators water applications and flanged bucket, chrome plated waste, chrome plated 32 mm standing overflow tube, chrome plated bottle trap supplied with all necessary pipe connections. Fied with concealed wall bracket in accordance to the manufacturer's specifications.
W9- WHITE GLAZED PORCELAIN WIBE (VANITY)
 Ceramic freecy size 450x350mm oval self-rimming vanity basin to comply with SABS 497 in one top hole configuration supplied without overflow and fitted with 1No. chrome plated tap with flanged bucket (code KM2.102) meeting tap, mounting kit and angle valves. 400mm long flexible inlets and chrome plated bottle trap supplied with all necessary pipe connections. Basin mounted on cabinet or vanity slab with silicon sealant between contact areas in strict accordance to manufacturer's specifications.
W4- SMALL BASIN & 2 TAPSTAY & SHOWER SET (FOR WORKSHOPS)
 Vitreous china size 450x300mm wash basin to comply with SABS 497 in 2 top hole configuration supplied with integrated overflow and chinatory hole with 2No. pillar top, chrome plated offset plug with spindle plug, slotted basin waste, chrome plated bottle trap, mounting kit and angle valves with 400mm long flexible inlets supplied with all necessary pipe connections. All brackets and fixing accessories in strict accordance to the manufacturer's specifications.
W5- WIDUITY BASIN (No. TAP FOR LABS)
 Vitreous china size 420mm semi rounded lavatory basin to comply with SABS 497 in one tap hole configuration supplied with integrated overflow and chinatory hole with 2No. pillar top, with 1/4 turn ceramic disc head and 8/16 Red indicators water applications and flanged bucket, chrome plated waste, chrome plated 32mm standing overflow tube, chrome plated bottle trap supplied with all necessary pipe connections. Fied with concealed cast iron brackets in accordance to the manufacturer's specifications.
W6- MEDIC BASIN & FITTINGS (SICK BAY)
 Vitreous china size 420mm semi rounded lavatory basin to comply with SABS 497. In two top hole configuration fitted with 2 No chrome plated elbow action pillar-top, with 1/4 turn ceramic disc head and 8/16 Red indicators water applications and flanged bucket, chrome plated waste, chrome plated 32mm standing overflow tube, chrome plated bottle trap supplied with all necessary pipe connections. Fied with concealed wall bracket in accordance to the manufacturer's specifications.
 Combination of sanitaryware, accessories and general fittings comprising of:
 • Mirror type G
 • Paper towel dispenser KB and bin type K3.
 • Soap dispenser type K5.
 • Sanitaback comprising 2No. rows of wall the finish type R5 as per finishes schedule and grout in compliance to manufacturer's specifications and government standard specifications, installation heights as indicated in the drawings.
SINKS:
X1- STAINLESS STEEL SINK
 Stainless steel 1000 x 457mm inset single end bowl with recessed drainage ledge and folded edges. Bowl to be fitted to kitchen cupboard (cupboard elsewhere measured). Grade 304 (18/10) Stainless Steel sink to comply with SABS 906 fitted with: Approved Sink mixer-wall type, chrome plated swivel Outlet, adjustable and supplied with suitable accessories in accordance to manufacturer's specifications. Sink installation height - 900mm AFFL.
X2- STAINLESS STEEL SINK
 Stainless steel 1500 x 457mm inset double end bowl with recessed drainage ledge and folded edges. Bowl to be fitted to kitchen cupboard (cupboard elsewhere measured). Grade 304 (18/10) Stainless Steel sink to comply with SABS 906 fitted with: Approved Sink mixer-wall type, chrome plated overflow swivel Outlet, adjustable wall flanges and supplied with suitable accessories in accordance to manufacturer's specifications. Sink installation height - 900mm AFFL.
X3- CERAMIC SINK
 Ceramic freecy 435 x 335 x 180 mm rectangular laboratory sink without overflow, with a centre end waste outlet. fitted to the wall on two semi-concealed brackets supplied with all necessary accessories (all to be acid resistant)
X4- SINGLE WASH TROUGH (Inset) & 2 No. TAPS
 600mm x 300mm stainless steel wash trough installed from grade 18/10 SS. stainless steel with radiused internal corners and provision for a 40mm dia. outlet. Fitted with Approved 2No. CP bibcocks - plain extended chrome plate, complete with sliding wall flanges. In-sloated sink waste with back nut, plug with slimp, chain and stay, CP, 'P' trap, with deep seal and cleaning eye. Rough brass Sink installation height - 900mm AFFL. Cut out size 555 x 425mm.
X5- DOUBLE WASH TROUGH (Inset) & 2 No. TAPS
 1200mm x 350 x 200mm stainless steel wash trough manufactured from grade 304 (18/10) SS. radiused internal corners and provision for a 40mm dia. outlet. fitted with: Approved 2No wall type bibcocks, with Swivel Outlet, adjustable wall flanges and exposed adjustable connectors. CP, In-sloated sink waste with back nut and plug with slimp, CP. Double drain back rubber deep seal 'P'-trap. Sink mounted on 2No. 25mm square S5 gallow brackets, front leg and adjustable foot piece of height of 915mm AFFL.
SANITARY ACCESSORIES
K1- SS TOILET ROLL HOLDER - 2 ROLL
 Standard stainless steel toilet roll holder 2 ROLL 150mm width x 270mm high 275mm depth Toilet Roll Holder manufactured from 18/10 Stainless Steel, surface Soft finish, including screws and dowels and all other necessary accessories in accordance to manufacturer's specifications.
K2- GLASS MIRROR
 6mm thick clear float glass silver-backed mirror, size 450x900mm height with polished beveled edges 4 times folded for and fixed, with chromium plated dome-shaped mirror screws
K3- 35 WASTE BIN
 350W x 525H x 200D Waste bin manufactured from 18/10 Stainless steel, Surface Satin Finish, Material Thickness 1.5mm, including Screws, dowels and all necessary accessories in accordance to manufacturer's specifications.
K4- SANITARY BIN (PLASTIC)
 190mm x 200mm x 600mm Plastic Sanitary Pedal bin with capacity of 100 Litres per pack Complete with all necessary accessories and installed in accordance to manufacturer's specifications.
K5- SOAP HOLDER
 Single semi-recessed ceramic soap dish Complete with all necessary accessories and installed in accordance to manufacturer's specifications.
K6- WALL GRAB BAILS-PARALEGIC
 Stainless steel 914 x 90 x 32mm diameter wall grab rail in satin polished finish complete with SS fixing screws and plastic wall plugs. Installed as per manufacturer's instructions.
K7- GRAB BAILS (RIGHT-HAND) PARALEGIC
 Stainless steel 914 x 90 x 32mm diameter right-hand side toilet grab rail with 450mm high centre flange. In satin polished finish complete with SS fixing screws and plastic wall plugs. Installed as per manufacturer's instructions.
K8- PAPER TOWEL DISPENSER
 330mmWx455mmHx230mmD tear and dry paper hand towel dispenser in stainless steel. Complete with screws, locking key, and all necessary accessories and installed in accordance to manufacturer's specifications.
K9- SOAP DISPENSER (HIGH-WALL MOUNTED)
 115W x 200H x 110D Stainless steel hands-free soap dispenser. Complete with screws, locking key, and all necessary accessories and installed in accordance to manufacturer's specifications.
K10- ALUMINIUM COAT HOOKS (Multi-track)
 800mm Wide x 220mm High x 90mm High Aluminium Multi-track Hat and Coat Hook in multi-track two hooks Configuration With Anodised Silver Finish Complete with Screws.
K11- HAND DRYER (Hands free)
 As per Electrolux Engineers specification
K12- TOWEL RAIL
 55mm dia. Polished 900mm long towel rail complete with all necessary accessories in accordance to manufacturer's specifications. Installation height as per architect's drawing
K13- SHOWER CURTAIN RAIL (Height)
 20mm dia. standard chromium plated shower curtain rail 1300mm long with flanged ends and screws CP fixing height as per PA's drawing.

GENERAL FIXTURES

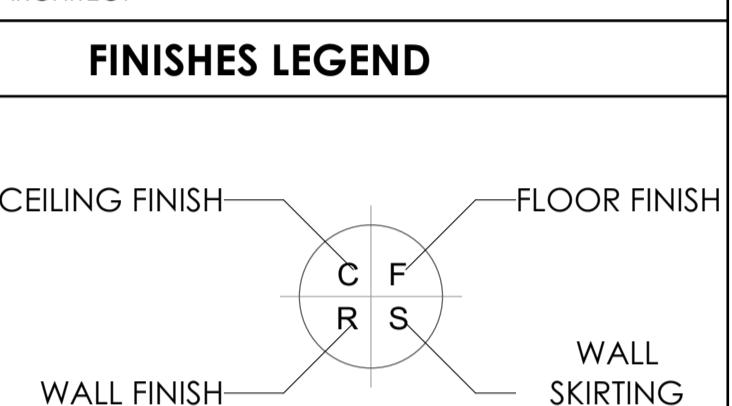
- G1- DOOR PROTECTOR**
 200mm wide PVC Door Protector manufactured in high impact resistant rigid PVC (Colour Grey) and cut to door width from 3m length, installed strictly in accordance to manufacturer's specifications. Installation height 900mm above FF, as specified.
G2- PROTECTOR SCREEN
 Full door PVC screen size 2440 x 1850mm (viewing area 2240 x 1750mm) with wall-mounted code SC0400 Keystone Brackets Adjustable Set of 2, size 300mm. To be supplied complete with all accessories, and fitted in strict accordance with manufactures instructions.
G3- FINBOARD 1500W X 1000H
 Finboard size 1000mm H x 1500mm W comprising of laminated self board core priming material beaded all round with anodised aluminium channel surround mitred at the corners. To be fitted complete with fixing brackets, screws and wall plugs at 900mm above floor level.
G4- FINBOARD 300W X 1200H
 Finboard size 1200mm H x 300mm W comprising of laminated self board core priming material beaded all round with anodised aluminium channel surround mitred at the corners. To be fitted complete with fixing brackets, screws and wall plugs at 900mm above floor level
G5- WINDOW NORMAL BUNDS(vertical fabric)
 127 mm vertical deco binds with anodised aluminium headrail fitted with colour coordinated insert. All runners to be wheeled and fitted with individual clutch mechanism. All runners to be connected by stainless steel links. The mechanism to be operated by a nylon ball chain with a reduction gear ratio a fully enclosed cap. Binds to be face fixed (fixed over the window opening) by means of concealed type fixing brackets.
G6- FLOOR DRAIN
 Cast iron flat type full-flow outlets size 110 mm diameter with centre ball, including connectors to downpipes.
G7- 36 FLOOR EXPANSION JOINT COVER
 Concealed heavy-duty stainless steel movement joint strip, with polyurethane infill (colour grey). To be installed within the tile surface over the 20mm expansion joints, in accordance to the manufacturer's specifications.
G8- CHALKBOARDS- GREEN SURFACE COLOUR
 Vitrea system 1000 standard WHITEBOARD or EQUAL & APPROVED vitreous enamelled steel utility school chalkboards wall-mounted size 480mm x 1140mm high manufactured in accordance with SABS Standard CES 36/2004 Edition 4 and suitable for Class 1 Heavy Duty applications, as defined therein. Enamel steel Utility chalk board surfaces to be matt and freely structured, olive green in colour (Vitrex Colour Reference - Chalk Board Green LM197/2), supplied complete with integral anodised aluminium chalk rail (ACR), fixing components and secured in position to brickwork. The Chalk boards are to be fixed in position strictly in accordance with the manufacturer's instructions.



LEGEND

	NEW WALLS
	EXISTING WALL TO BE RETAINED
	EXISTING WALL TO BE DEMOLISHED
	NEW FIXTURES & FITTING TO BE INSTALLED
	ITEMS IN RED AND (OR) DASHED LINES ARE TO BE REPAIRED AND (OR) REPLACED

NOTES
 ALL DIMENSIONS ARE IN MILLIMETERS UNLESS OTHERWISE STATED
 DIMENSIONS TO BE READ, NOT TO SCALED FROM THIS DRAWING
 CONTRATORS TO CONFIRM ALL DIMENSIONS ON SITE BEFORE CONSTRUCTION COMMENCES & ANY DISCREPANCY TO BE REPORTED TO THE PROJECT ARCHITECT




SIGNATURE TABLE

DISCIPLINE	SIGN	DATE
CLIENT		
PLANNING EXAMINER		
FIRE CONTROL		
ENVIRONMENTAL		
ROADS / STORMWATER		
WATER & SANITATION		

REVISIONS

REV. NO.	DATE	FIRST ISSUE FOR TENDER
0	JUL 21	FIRST ISSUE FOR TENDER



PUBLIC WORKS, ROADS & INFRASTRUCTURE INSTITUTION
NGKONYELETSE SECONDARY - 924 642 329
RESTORATIVES, REPAIRS & ADDITIONS
DOCUMENTATION & PROCUREMENT
ARCHITECTURAL 4
RENOVATION DRAWINGS - STAGE 04

C4 SECTION | SIDE

FINISHES LEGEND

FLOORS:

F1: PORCELAIN TILES - MATI (CORROSION RESISTANT & ANTI-SLIPPERY)

450 x 450 11.5mm kiln-fired floor tiles or similar approved by architects, fixed with adhesive, painted with finished waterproof jointing compound. Grouting to be grey, tiles should have expansion joint and aluminium edging strip.

F2: PORCELAIN TILES - MATI

600 x 600 10mm thick matt porcelain tile to comply with SABS 1449 laid on approved pattern by an approved specialist to comply with SABS 107 and approved adhesives and grout on screeds. With Thickness/Specification in strict compliance to manufacturer's instructions and SABS specification. Fittings to include, ribbed angle tiles where there is change of level & Movement Joints of 6mm Wide With Patent Aluminium Movement Joints Strips Consisting Of Synthetic Fibre Inserts Installed At Intervals As Per Manufacturer's Instruction. Colour and pattern to architects approval.

F3: CARPETILES

500mm x 500mm, 1.005 PFK staple fibre carpet tiles to Comply With SABS 1419 (heavy commercial) consisting of fibres set out on waterproof vinyl backing and to comply with EN 1307 Wear Class 4 (heavy duty), laid with approved adhesive on 30mm thick cement screeds in strict compliance with manufacturer's instructions. Carpet tiles to conform to BS 4790 on fire rating, and DIN 54824 on wear test and 50 body test at less than 20v at 25% RH on static electricity. Colour and pattern to architects approval.

F4: CEMENT SAND SCREED

30mm thick polished cement sand screed with 13mm Stone Nominal aggregate for Topping to comply with SABS 1083 or latest revision for concrete.

F5: EXTERIOR MULTI-COLOURED CONCRETE INTERLOCKING PAVING

65mm thick multi-coloured concrete paving laid on sand bedding to civil/structural engineer's specification in approved pattern and compacted to approval and grouted in strict accordance to manufacturer's specifications. All to be manufactured and installed in strict compliance to SABS 1058 or Latest Revision.

F6: GRANULITIC FINISH

22mm thick unadorned Granulitic finish composed of one part cement, one part fine sand, two parts coarse sand and one part granite that would pass through a 5mm mesh sieve laid by specialist in panels not exceeding 10m², divided with approved brass dividing strips. All to be manufactured and installed in strict compliance to the latest SABS approved standards. Colour, pattern and aggregate size to architects approval.

F7: INTERLOCKING PAVES (RIGID PAVING/VEHICULAR WAYS)

220mm x 197mm x 50 mm thick concrete interlocking paves, 25 nps, manufactured to SABS spec 1058, laid on sand bedding to civil/structural engineer's specification to a 'herringbone' pattern to the Architect's approval.

F8: SEMI-FLEXIBLE VINYL SHEETING (CORROSION RESISTANT/ANTI-SLIPPERY)

2.5mm Thick Heavy Traffic Use, Corrosive Resistant & Anti-Slippery Vinyl Sheeting Semi-Flexible To Comply With SABS 584. With Static Dissipative Properties Throughout Thickness, Engineered for ESD or TD (anti-static) Protection Vinyl Sheet. Laid on Self-Levelled Smooth Screed glued with conductive adhesive to SABS 070 or Latest Revision in Accordance To Manufacturer's Instructions And Installed By Approved Specialist. Joints Shall be Welded as Per Manufacturer's Specifications With No more than 2mm Gap. Clean & Polish Floor in Compliance With SABS 1042, Colour To Architect Approval On Sample Presentation. Contractor to provide Certificate of Static Current Conductivity, Contractor to provide Certificate of Static Current Conductivity, Corrosive resistant & Anti-Slippery.

F9: GRAVEL FINISH ON SAND LAYER

32mm Gravel On Compacted Sand Layer Base as Per PSE Details installed in All Duct Chambers Accommodating Sanitary Services.

SKIRTING:

S1: HARDWOOD OR EQUAL AND APPROVED

18 x 75mm x 20mm Moulded Hardwood Skirting to comply with SANS 1099, fixed to walls in long lengths with splayed heading joints and mitred corners with screws and plugs at centres not exceeding 400mm, and fixed with a 19mm x 19mm quadrant beading. The skirting to be varnished with 3No. coats of egg shell clear varnish to comply with SABS/SANS 381 type 1.

S2: CERAMIC TILE SKIRTING

600mm wide x 100mm high x 7mm thick matt porcelain tile to comply with SABS 1449 laid with approved adhesives and grout on 22mm thick screeds in strict compliance to manufacturer's instructions and SABS specification, with cove base and height top. Complete with corner and top trims. Fittings to include, ribbed angle tiles where there is change of level. Colour and pattern to architects approval.

S3: CEMENT SAND SCREED

75 mm high x 20 mm thick hardened cement sand screed skirting covered at 20 mm dia. to form a continuous joint with the adjoining screed floor finish to FA's approval. All to be manufactured and installed in strict compliance With SABS 1083 or latest revision.

WALL FINISHES:

W1: FACE BRICK

FBX face brick in common running bond to comply with SABS 227 and forming part of the structural work.

W2: EMULSION (PVA) PAINT - FULL HEIGHT

2 no. coats of PVA matt finish emulsion paint to SABS 1586 applied on plastered surface primed and with 1 no. coat undercoat to SABS 681 grade1, in accordance to manufacturer's instructions.

W3: ENAMEL (ENAMEL) PAINT

2 no. coats matt (egg shell) finish alkyl (enamel) paint to SABS 630, type 2 applied on plastered surfaces with 1 no. coat alkali resistant primer to SABS 1416 and 1 no. coat undercoat to SABS 681 grade1, in accordance to manufacturer's instructions.

W4: GLAZED CERAMIC WALL TILES / ENAMEL PAINT COMBO

Combination of 600mm wide x 300mm x 7mm thick high glazed ceramic tiles To Specification 'R5', laid on 15 mm thick plaster prepared to receive wall tiles fixed with approved adhesives and grout in compliance to manufacturer's specifications and government standard specifications laid from finish floor level to window level AND ENAMEL paint to specification 'R3' To Comply with SABS 630 or latest revision applied from 2100 mm above finished floor level to ceiling height all in strict compliance to manufacturer's instructions. All to be manufactured and installed in strict compliance to the latest SABS Standards.

W5: CERAMIC WALL TILES - FULL HEIGHT

600mm x 300mm x 7mm thick high glazed ceramic tiles to Comply with SABS 22 or Latest Revision, laid on 15 mm thick plaster prepared to receive wall tiles fixed with approved adhesives and grout in compliance to manufacturer's specifications and government standard specifications. Tiles to be laid to full ceiling height. All to be manufactured and installed in strict compliance SABS 22 Standard. All to be manufactured and installed in strict compliance to the latest SABS Standards.

CEILING AND CORNICE:

C1: 7mm GYPSUM BOARDS FLUSH PLASTERED CEILINGS OR EQUAL AND APPROVED

'TopCel Classic' gypsum plasterboard ceiling EQUAL & APPROVED consisting of 1 layer Gyproc RhinoBoard 9mm (locally manufactured, ISO 9001 & 14001 certification, recycled paper content, Eco-specifier listing) fixed to timber bracing installed at maximum 300mm centres using Gyproc RhinoBoard Sharp Point Grabber Screws 32mm at maximum 150mm centres. Apply, Gyproc RhinoTape to all joints and skim the ceiling using Gyproc RhinoTape.

C2: FIBRE CEMENT BOARDS (H-JOINTED)

6.4mm thick GypCel Prestige 5 fibre cement ceiling boards or EQUAL & APPROVED consisting of 1 layer Gyproc RhinoBoard 9mm (locally manufactured, ISO 9001 & 14001 certification, recycled paper content, Eco-specifier listing, non-combustible to SANS 10177:3) fixed to Ek 38mm x 50mm timber bracing installed at maximum 400mm centres using Gyproc RhinoBoard Sharp Point Grabber Screws 32mm at maximum 150mm centres with all necessary accessories, finished with 3 No. coats of super PVA external quality paint colour to PA's approval. Gyproc RhinoTape to all joints and skim the ceiling using Gyproc RhinoTape.

C3: PATENT SUSPENDED ACOUSTIC TILES OR EQUAL AND APPROVED

1200mm x 600mm x 15mm Gyproc Calotex (Pre-Plastered or Fire Rated OR EQUAL & APPROVED) laid into Dorn ceiling grid and secured into place using Dorn Hold Down Clips @ 200mm c/c. Dorn Wall Angle M6 fixed to the perimeter wall using fixings at 300mm centres. Dorn 138 Fr Main Tees @ 4mm thickness, 2150 g/m² coating, locally manufactured, recycled content, ISO 9001 & 14001 certification) at 1200 centres & Dorn 138V (1200) Long Cross Tees at 600 centres. Suspend main tees @ 1200mm c/c using Dorn Hanger Strap 19mm suitably fixed to the building structural members. Dorn Galvanized Hanger Strap 19mm at 1200mm c/c on both sides of the fire notch. All fire notches to be in line. Suspend at full length 1200 Cross Tees at their mid-point using Dorn Hanger Strap 19mm suitably fixed to the building structural members. All to comply with latest SANS 803 including all necessary accessories and installed in strict accordance to manufacturer's specifications.

C4: EMULSION (PVA) PAINT OR EQUAL AND APPROVED

'Emulsion (PVA) Paint on Skimmed Plastered Stud' 3No. coats of PVA emulsion ceiling paint to latest SANS 1586 approved on 6mm thick light weight hemi-hydrate gypsum plaster on concrete slab soffits.

ROOF COVERING AND INSULATION:

R1: EMBOSSED ROOFING SHEET (TWO SIDES)

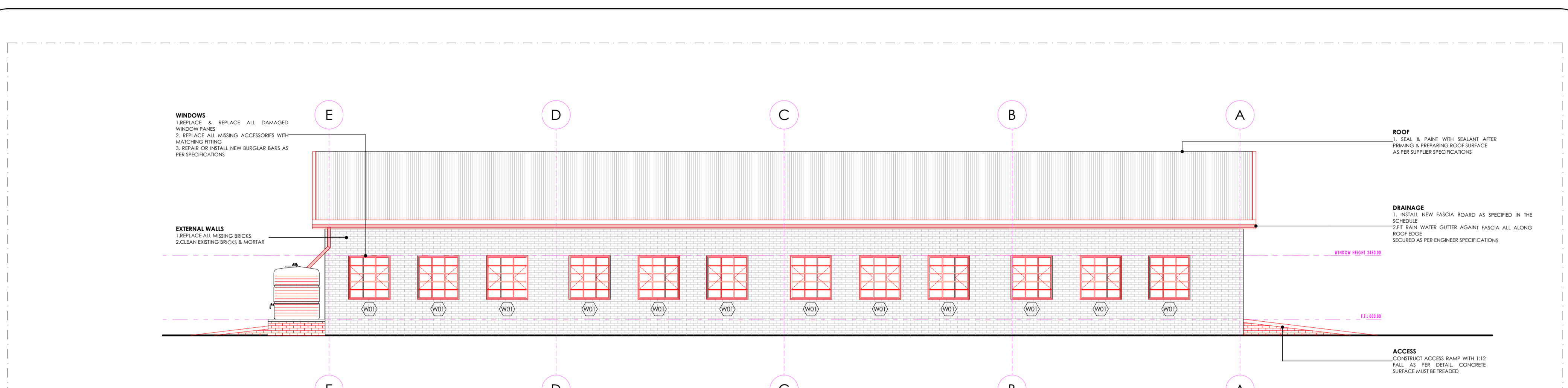
Roofing Sheets: 1.58mm thick concealed fixing roofing sheets manufactured from roll-formed from certified steel complying with SANS 051. The profile shall have three trapezoidal ribs of 20mm centres giving a total cover of 456mm. The rib height shall be 41mm and provide cavity breaks. The male rib shall have gaps of 283mm centres to ensure a positive double interlocking action at side-laps. Each pan shall incorporate two stiffener ribs. Profiled rooflights to be coated on both sides with 'Global Coat' or 'Chromadek Colour' and laid on structural timber/steel structure incorporating all necessary accessories such as fixings and eave closes in strict compliance to manufacturer's instructions.

Insulation: SHALL EITHER BE: 1. where there are acoustic ceilings suspended below, a heavy duty 'Aluminium stonaflex foil' shall be installed AND 2. where the steel work is exposed, a 50mm 'FactoryBoard' manufactured from noncombustible glass fibres and thermo-setting resin binder supplied size 2400mm x 1200mm and 80kg/m³ and finished with white meltable foil.

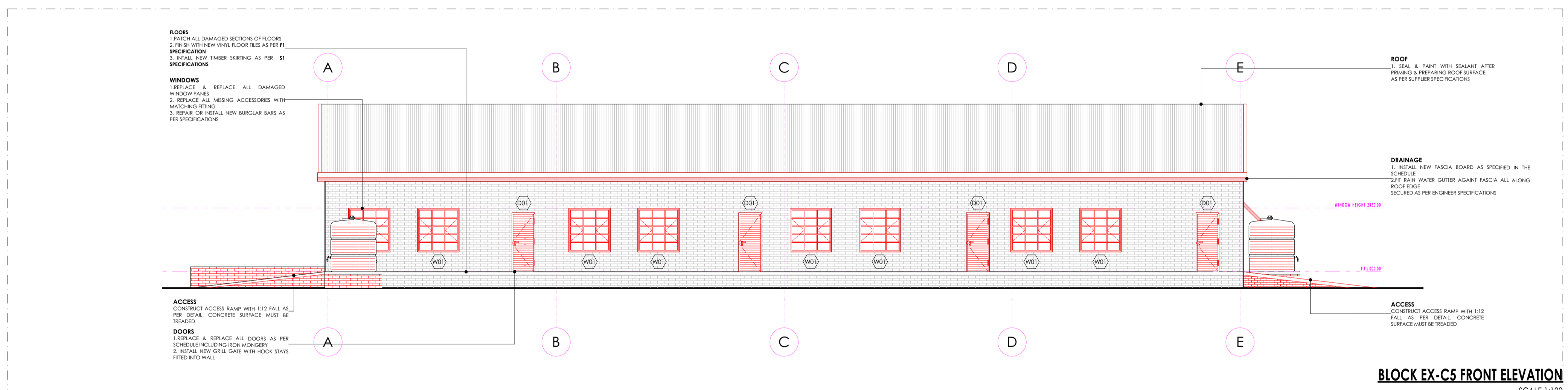
Galvanized Steel (GI) Gutter: 150mm Wide x 100mm Deep x 0.6mm Eave Gutter of Commercial Grade Steel With Class 2275 Galvanizing To Comply With SABS 934 or latest Revision Fixed to Painted Fibre Cement Fascia Board Together with standard accessories discharging into Rainwater Downpipes.

Downpipes: 110 x 110 x 0.8mm Thick Commercial Grade Galvanized Steel Sheet With Class 2275 Galvanizing To Comply With SABS 934 or Latest Revision to or built into walls or cast in concrete columns fixed to brickwork or steel including brackets and self-tapping screws to Manufacturer Installation instructions.

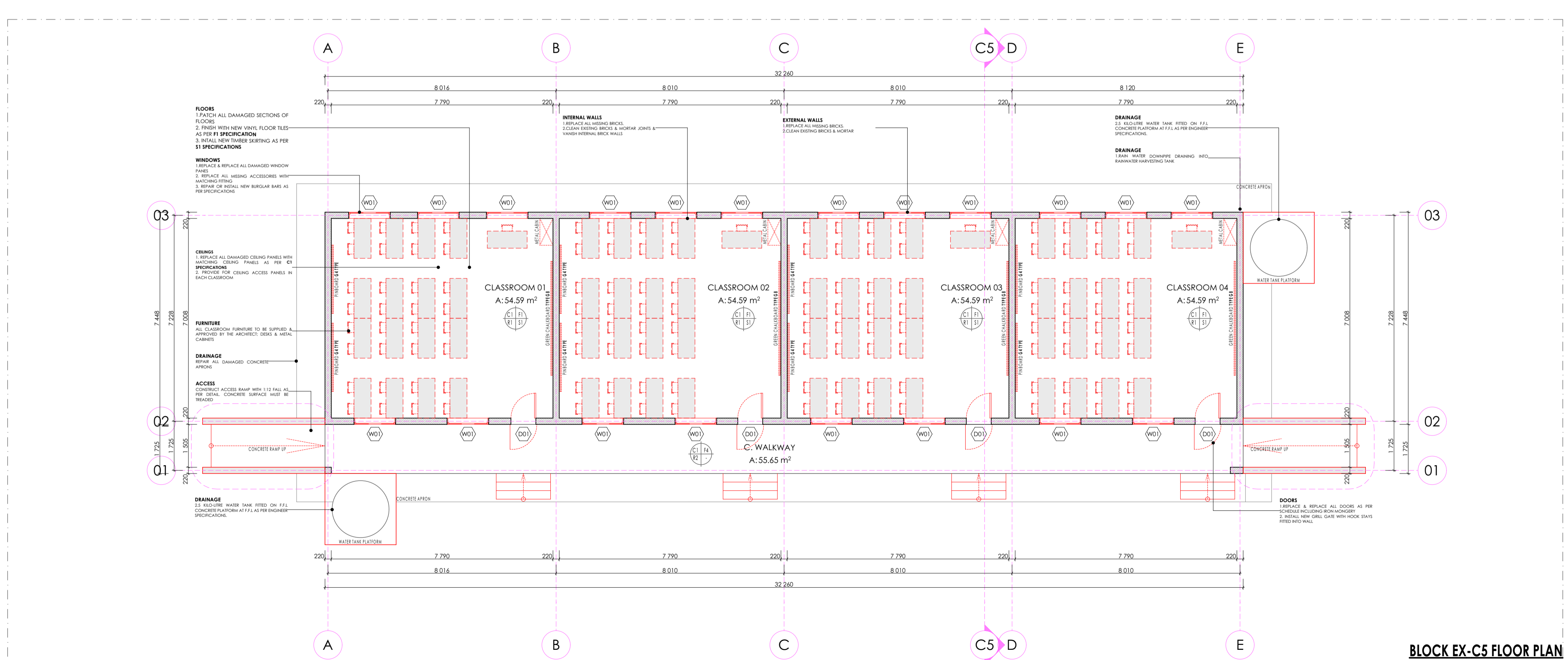
Fascia board: 250 x 10 mm Fibre Cement Fascia/Board. Screw Fixed to Tuss Ends & Counter Batten With Countersunk Brass Screws. Prepare & Apply One Universal Undercoat & Two Coats Super Acrylic P.V.A.



BLOCK EX-C5 REAR ELEVATION
SCALE 1:100



BLOCK EX-C5 FRONT ELEVATION
SCALE 1:100



BLOCK EX-C5 FLOOR PLAN
SCALE 1:100

ISSUED FOR TENDER

LEGEND

- NEW WALLS
- EXISTING WALL TO BE RETAINED
- EXISTING WALL TO BE DEMOLISHED
- NEW FIXTURES & FITTING TO BE INSTALLED
- ITEMS IN RED AND (OR) DASHED LINES ARE TO BE REPAIRED AND (OR) REPLACED

NOTES
ALL DIMENSIONS ARE IN MILLIMETERS UNLESS OTHERWISE STATED
DIMENSIONS TO BE READ, NOT TO SCALED FROM THIS DRAWING
CONTRACTORS TO CONFIRM ALL DIMENSIONS ON SITE BEFORE CONSTRUCTION COMMENCES & ANY DISCREPANCY TO BE REPORTED TO THE PROJECT ARCHITECT

FINISHES LEGEND

CEILING FINISH	C	F
FLOOR FINISH	R	S
WALL FINISH	W	
WALL SKIRTING FINISH		

SIGNATURE TABLE

DISCIPLINE	SIGN	DATE
CLIENT		
PLAN EXAMINER		
FIRE CONTROL		
ENVIRONMENTAL		
ROADS & STORMWATER		
WATER & SANITATION		

REVISIONS

REV. NO.	DATE	FIRST ISSUE FOR TENDER	DESCRIPTION
0	JUL 21	FIRST ISSUE FOR TENDER	

LIMPOPO
PROVINCIAL GOVERNMENT
REPUBLIC OF SOUTH AFRICA
DEPARTMENT OF
PUBLIC WORKS, ROADS & INFRASTRUCTURE
INSTITUTION
NKGONYELETSI SECONDARY - 924 642 329

RESTORATIVES, REPAIRS & ADDITIONS
CONTRACT - SECTION
DOCUMENTATION & PROCUREMENT
DISCIPLINE: **ARCHITECTURAL**
WORK DESCRIPTION - SUB DIVISION: **4**
DRAWING DESCRIPTION: **RENOVATION DRAWINGS - STAGE 04**

C5 PLAN | FRONT & REAR ELEVATION

DRG. NO.	D16-105-01	01/02	ITEM No.
DESIGN	NA	SMIN	DRAWN
DATE	AS SHOWN	T.M	CHECK
NOV 2019	T. MANYADZA		P/Arch 43981757

CONSULTANT
TECTURA - INTERNATIONAL

SAUTHURTON
BANKERS HOUSE
100 BANKERS HOUSE
CANTONMENT RD 9117
PRETORIA 001 0115
BANKERS HOUSE
PRETORIA 001 0115
TEL: +27 (0)11 294 3284
FAX: +27 (0)11 294 3285
WWW.TECTURA.COM

PORTERIDGE
BANKERS HOUSE (OPPOSITE)
100 BANKERS HOUSE
CANTONMENT RD 9117
PRETORIA 001 0115
BANKERS HOUSE
PRETORIA 001 0115
TEL: +27 (0)11 294 3284
FAX: +27 (0)11 294 3285
WWW.TECTURA.COM

NORTHERN CAPE
200 BANKERS HOUSE
CANTONMENT RD 9117
PRETORIA 001 0115
BANKERS HOUSE
PRETORIA 001 0115
TEL: +27 (0)11 294 3284
FAX: +27 (0)11 294 3285
WWW.TECTURA.COM

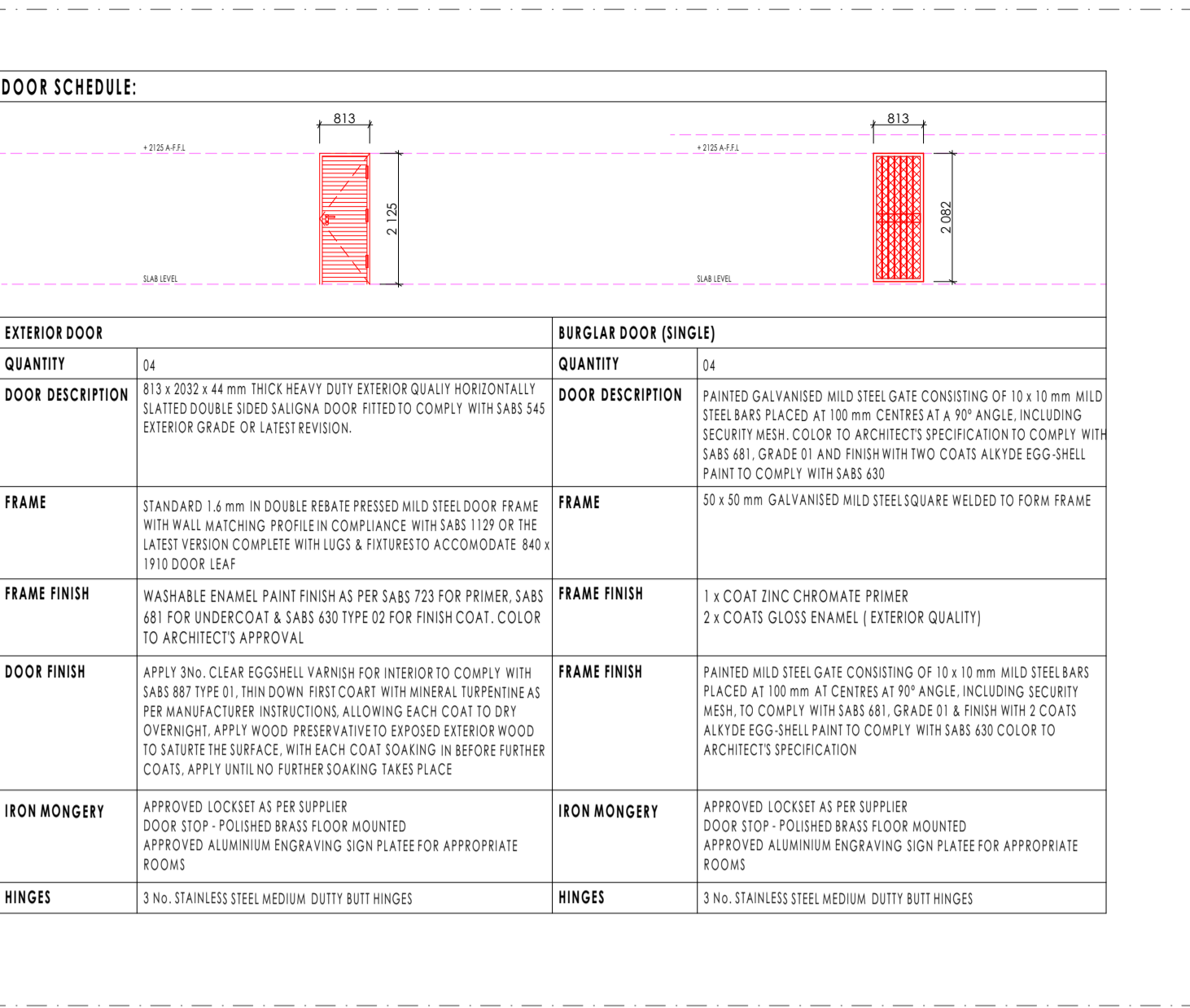
WWW.TECTURA.COM
ALSO IN NAIROBI, KENYA AND Gaborone, BOTSWANA

CONTRACTOR

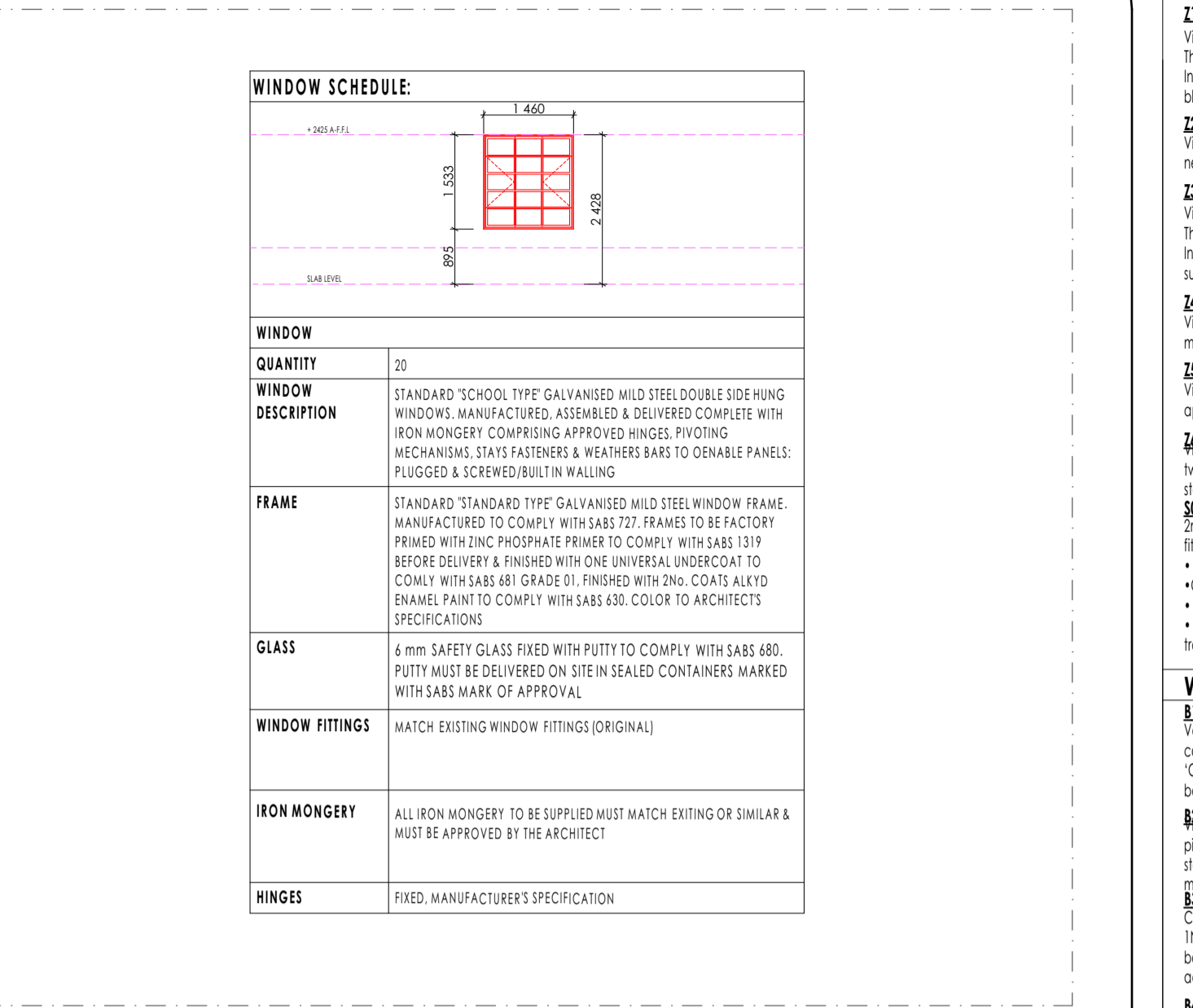
CAD SYSTEM	AUTOCAD	FILE NAME
SIZE	PROJECT NUMBER	REV
A1	LDPW - PROF/16002/D16	0

FINISHES LEGEND

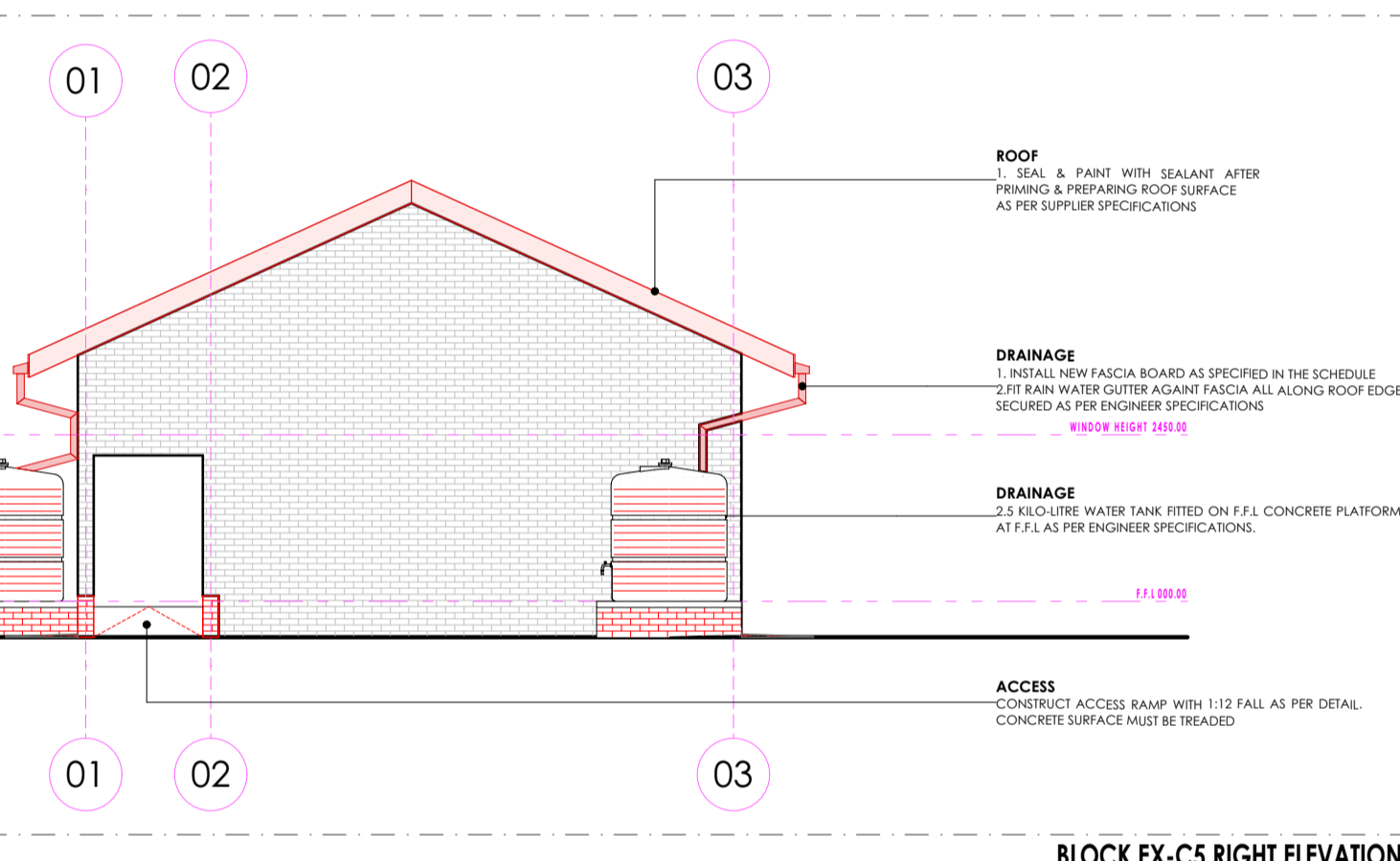
- FLOORS:**
F1: PORCRAIN TILES - MATI (Conservative Resistant & Anti-Slippery)
450x450 11.5mm kiln-dried floor or similar approved by architects, fixed with adhesive, painted with finished waterproof jointing compound. Grouting to be grey. Tiles should have expansion joint and aluminium edging strip.
F2: PORCRAIN TILES - MATI
450 x 450 10mm thick matt porcelain tile to comply with SABS 1449 laid on approved pattern by an approved specialist to comply with SABS 1107 and approved adhesives and grout on screeds. With Thickness/Specification in strict compliance to manufacturer's instructions and SABS specification. Filings to include, ribbed angle files where there is change of level and Movement Joints of 6mm Wide With Patent Aluminium Movement Joints Strips Consisting Of Synthetic Fibre Inserts Installed At Intervals As Per Manufacturer's Instruction. Colour and pattern to architects approval.
F3: CARPETILES
500mm x 500mm x 1005 PFX staple fibre carpet tiles to Comply With SABS 1419 (heavy commercial) consisting of fibres set out on waterproof vinyl backing and to comply with EN 1307 'Wear Class 4 (heavy duty)', laid with approved adhesive on 30mm zinc test screeds in strict compliance with manufacturer's instructions. Carpet tiles to conform to BS 4790 on fire rating, and DIN 54824 on wet test and SD body test at less than 2kV at 25% RH on static electricity. Colour and pattern to architects approval.
F4: CEMENT SAND SCREED
30mm thick polished cement sand screed with 13mm Stone Nominal aggregate for Topping to comply with SABS 1083 or latest revision for concrete.
F5: EXTERIOR MULTI COLOURED CONCRETE INTERLOCKING PAVING
45mm thick multi-coloured concrete paving laid on sand bedding to civil/structural engineer's specification in approved pattern and compacted to approval and graded in strict accordance to manufacturer's specifications. All to be manufactured and installed in strict compliance to SABS 1058 or latest Revision.
F6: GRANULITIC FINISH
22mm thick unsealed Granulitic finish composed of one part cement, one part fine sand, two parts coarse sand and one part granite that would pass through a 5mm mesh sieve laid by specialist in panels not exceeding 10m2, divided with approved brass dividing strips. All to be manufactured and installed in strict compliance to the latest SABS approved standards. Colour, pattern and aggregate size to architects approval.
F7: INTERLOCKING PAVING (RIGID PAVING/VEHICULAR WAYS)
220mm x 157mm x 50 mm thick concrete interlocking paving, 25 mpa, manufactured to SABS spec 1058, laid on sand bedding to civil/structural engineer's specification to a herringbone pattern to the Architect's approval.
F8: SEMI FLEXIBLE VINYL SHEETING (CORROSION RESISTANT/ANTI-SLIPPERY)
2.5mm Thick Heavy Traffic Use, Conservative Resistant & Anti-Slippery Vinyl Sheeting Semi-Flexible To Comply With SABS 584. With Static Dissipative Properties Throughout Thickness, Engineered for ISO or ISO (anti-static) Protection Vinyl Sheet. Laid on Self-Levelled Smooth Screed gird with conductive adhesive to SABS 070 or Latest Revision In Accordance To Manufacturer's Instructions And Installed By Approved Specialist. Joints Shall be Welded as Per Manufacturer's Specifications With No more than 2mm Gap. Clean & Polite Floor In Compliance With SABS 1042, Colour To Architect Approval On Sample Presentation, Contractor to provide Certificate of Static Current Conductivity, Contractor to provide Certificate of Static Current Conductivity, Conservative resistant & Anti-Slippery.
F9: GRAVEL FINISH ON SAND LAYER
32mm Gravel On Compacted Sand Layer Base as Per FIC Details installed in All Duct Chambers Accommodating Sanitary Services.
SKIRTING:
S1: HARDWOOD OR EQUAL AND APPROVED
12x 75mm x 20mm Moulded Hardwood Skirting to comply with SANS 1099, fixed to walls in long lengths with splayed heading joints and mitred corners with screws and plugs of centres not exceeding 400mm, and fixed with 19mm x 19mm quadrant bedding. The skirting to be varnished with 3No. coats of egg shell clear varnish to comply with SABS/SANS 831 type 1.
S2: CERAMIC TILE SKIRTING
400mm wide x 100mm high x 7mm thick matt porcelain tile to comply with SABS 1449 laid with approved adhesives and grout on 22mm thick screeds in strict compliance to manufacturer's instructions and SABS specification, with one base and thigh top. Complete with corner and top trims. Filings to include, ribbed angle files where there is change of level. Colour and pattern to architects approval.
S3: CEMENT SAND SCREED
75 mm high x 20 mm thick hardened cement sand screed skirting covered at 20 mm dia. to form a continuous joint with the adjoining screed floor finish to FA's approval. All to be manufactured and installed in strict compliance With SABS/SANS 1083 or latest revision.
WALL FINISHES:
R1: FACE BRICK
FACE brick in common running bond to comply with SABS 227 and forming part of the structural work.
R2: EMULSION (PVA) PAINT - FULL HEIGHT
2 No. coats of PVA emulsion finish to SABS 1584 applied on plastered surface primed and with 1 no. coat undercoat to SABS 681 grade, in accordance to manufacturer's instructions.
R3: ALKALI RESISTANT PAINT
2 No. coats matt (egg shell) finish alkyl (aromatic) paint to SABS 430, type 2 applied on plastered surfaces with 1 no coat alkali resistant primer to SABS 1416 and 1 no. coat undercoat to SABS 681 grade, in accordance to manufacturer's instructions.
R4: GLAZED CERAMIC WALL TILES / ENAMEL PAINT COMBO
Combination of 400mm wide x 300mm x 7mm thick high glazed ceramic tiles To Specification "R3", laid on 15 mm thick plaster prepared to receive wall tiles fixed with approved adhesives and grout in compliance to manufacturer's specifications and government standard specifications laid from finish floor level to window level AND ENAMEL paint to specification "R2" To Comply with SABS 430 or latest revision applied from 2100 mm above finished floor level to ceiling height all in strict compliance to manufacturer's instructions. All to be manufactured and installed in strict compliance to the latest SABS Standards.
R5: CERAMIC WALL TILES - FULL HEIGHT
400mm x 300mm x 7mm thick high glazed ceramic tiles to Comply with SABS 22 or latest revision, laid on 15 mm thick plaster prepared to receive wall tiles fixed with approved adhesives and grout in compliance to manufacturer's specifications and government standard specifications. Tiles to be laid to full ceiling height. All to be manufactured and installed in strict compliance SABS 22 Standard. All to be manufactured and installed in strict compliance SABS 22 Standard.
CEILING AND CORNICE:
C1: 7mm GYPSUM BOARDS FLUSH PLASTERED CEILINGS OR EQUAL AND APPROVED
TopCoat Classic gypsum plasterboard ceiling, EQUAL & APPROVED consisting of 1 layer Gyproc RhinoBoard 9mm (locally manufactured, ISO 9001 & 14001 certification, recycled paper content, EcoSpecifier listing) fixed to timber branding installed at maximum 300mm centres using Gyproc RhinoBoard Sharp Point Grabber Screws 32mm at maximum 150mm centres. Apply, Gyproc RhinoTape to all joints and skim the ceiling using Gyproc RhinoLite.
C2: FIBRE CEMENT BOARDS (H-JOINTED)
4mm thick GyprocCell Prestige 5 fibre cement ceiling boards to EQUAL & APPROVED consisting of 1 layer Gyproc RhinoBoard 9 mm (locally manufactured, ISO 9001 & 14001 certification, recycled paper content, EcoSpecifier listing, non-combustible to SANS 10177:5) fixed to Ek 38mm x 50mm timber branding installed at maximum 400mm centres using Gyproc RhinoBoard Sharp Point Grabber Screws 32mm at maximum 150mm centres with all necessary accessories, finished with 3 No. coats of super PVA external quality paint colour to PA's approval. Gyproc RhinoTape to all joints and skim the ceiling using Gyproc RhinoLite.
C3: PATENT SUSPENDED ACUSTIC TILES OR EQUAL AND APPROVED
1200mm x 600mm x 15mm Gyproc Cellotex PH Pre-finished or Fire finished OR EQUAL & APPROVED laid into Dorn ceiling grid and secured into place using Dorn Hold Down Clips @ 200mm c/c. Dorn Wall Angle M4 fixed to the perimeter wall using fixings at 300mm centres. Dorn T38 FR Main Tees @ 4mm thickness, 2150 g/m2, coating, locally manufactured, recycled content, ISO 9001 & 14001 certification) at 1200 centres & Dorn T38V (1200 long) Cross Tees at 600 centres. Supports main tees @ 1200mm c/c using Dorn Hanger Strap 19mm suitably fixed to the building structural members. Dorn Galvanized Hanger Strap 19mm at maximum 150mm on both sides of the fire notch. All fire notches to be in line. Support end full length 1200 Cross Tees at their mid-point using Dorn Hanger Strap 19mm suitably fixed to the building structural members. All to comply with latest SANS 803 including all necessary accessories and installed in strict accordance to manufacturer's specifications.
C4: EMULSION (PVA) PAINT OR EQUAL AND APPROVED
Emulsion (PVA) Paint on Skimmed Plastered Sto' 3No. coats of PVA emulsion ceiling paint to latest SANS 1584 approved on 6mm thick light weight hemi-hydrate gypsum plaster on concrete slab soff.
ROOF COVERING AND INSULATION:
R6:1: EMBOSSED ROOFING SHEET (TWO SIDES)
Roofing Sheets: 1.50mm thick concealed fixing roofing sheets manufactured from roll-formed from certified steel complying with ISO 9001 (ET). The profile shall have three trapezoidal ribs at 200mm centres giving a net cover of 450mm. The rib height shall be 41mm and provide cavity breaks. The nose to shall have gaps of 28mm centres to ensure a positive double interlocking action at side-laps. Each span shall incorporate two stiffener ribs. Profiled roofbeams to be coated on both sides with 'Global Coat' or 'Chromoskald Colour' and laid on structural timber/steel structure incorporating all necessary accessories such as fixings and dove clips in strict compliance to manufacturer's instructions.
Insulation: SHALL EITHER BE: 1. where there are acoustic ceilings suspended above, a heavy duty 'Aluminium stonaflex foil' shall be installed AND 2. where the steel work is exposed, a 50mm 'Rockwool' manufactured from noncombustible glass fibres and thermo-setting resin binder supplied size 2400mm x 1200mm and 80kg/m3 and finished with white meltable foil.
Galvanized Steel (GI) Gutter: 150mm wide x 100mm Deep x 0.6mm Eaves Gutter of Commercial Grade Steel With Class Z275 Galvanizing to Comply With SABS 934 or latest Revision Fixed to Painted Fibre Cement Facia Board together with standard accessories discharging into Rainwater Downpipes.
Downpipe: 110 x 110 x 0.8mm Thick Commercial Grade Galvanized Steel Sheet With Class Z275 Galvanizing to Comply With SABS 934 or latest Revision to or built into walls or cast in concrete columns fixed to brickwork or steel including brackets and self-tapping screws to Manufacturer Installation Instructions.
Facia board: 150 x 110 mm Fibre Cement Facia/Barge Board. Screw Fixed to Tuss Ends & Counter Batten With Countersunk Brass Screws. Prepare & Apply One Universal Undercoat & Two Coats Super Acrylic P.V.A.



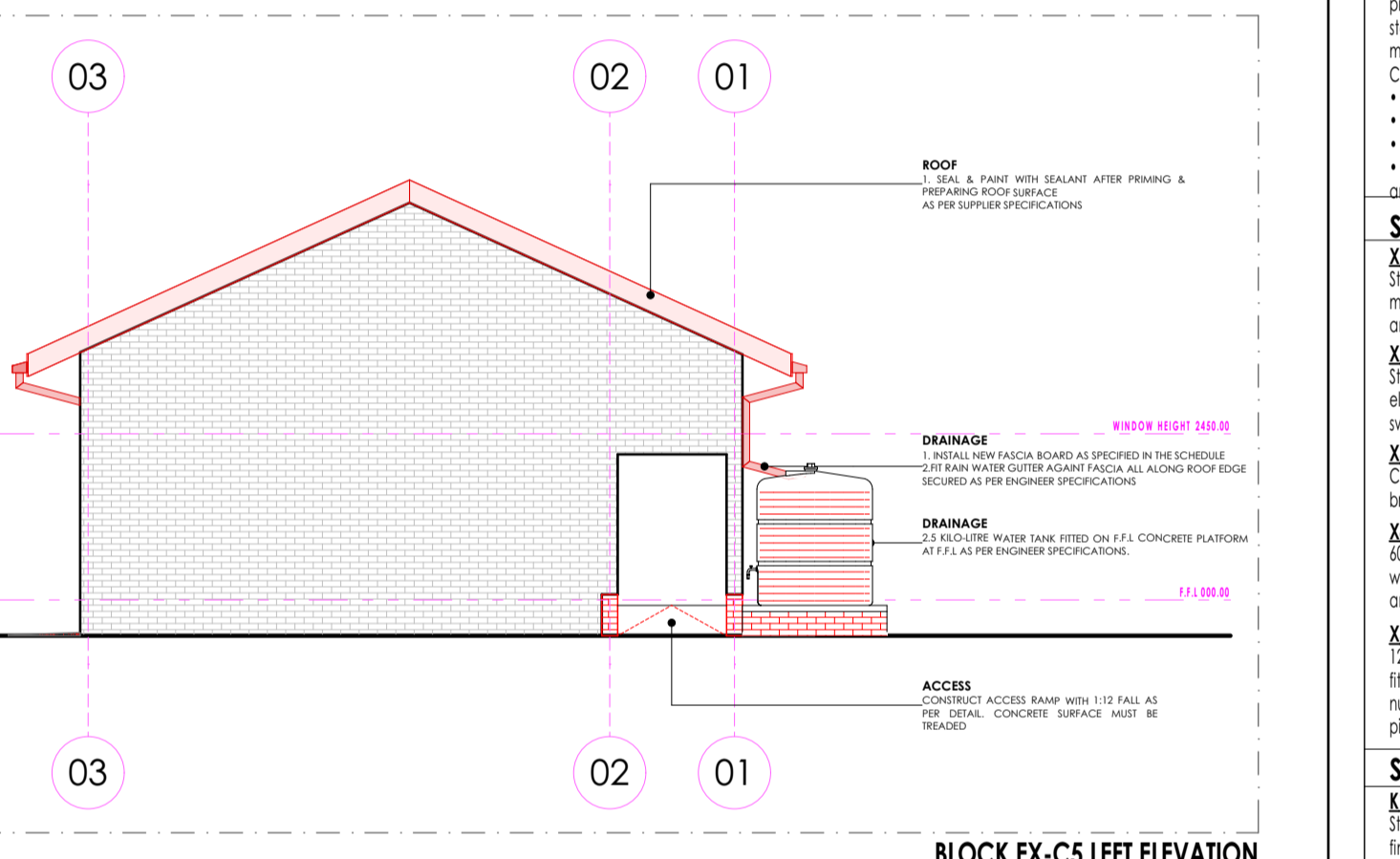
BLOCK EX-C5 DOOR SCHEDULE
SCALE 1:100



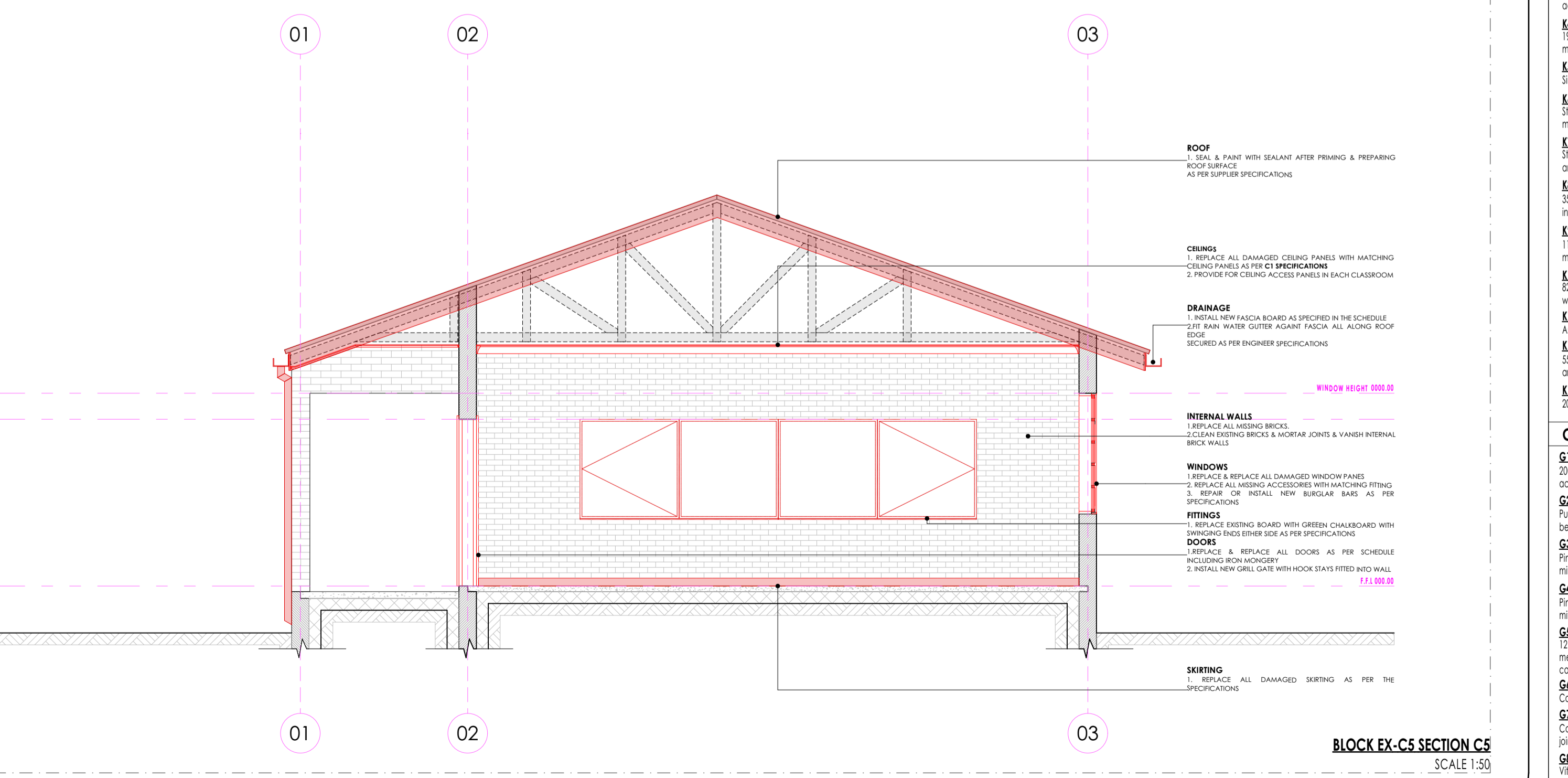
BLOCK EX-C5 WINDOW SCHEDULE
SCALE 1:100



BLOCK EX-C5 RIGHT ELEVATION
SCALE 1:100



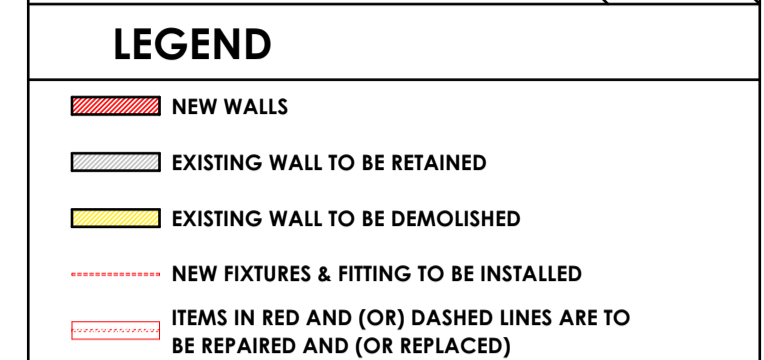

BLOCK EX-C5 LEFT ELEVATION
SCALE 1:100



BLOCK EX-C5 SECTION C5
SCALE 1:50

SANITARY SCHEDULE

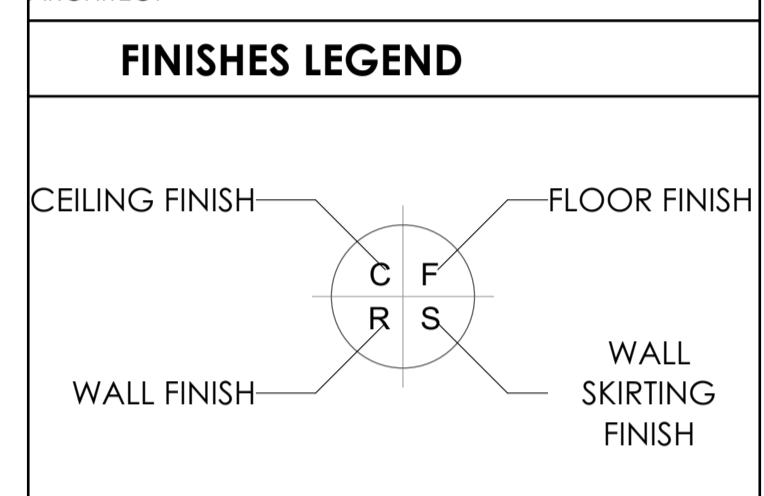
- WC'S URINALS & SHOWER**
W1: CERAMIC STANDARD WC (C/C) - CONCEALED CISTERN
Vitreous china R90 outlet WC or equal and approved. Top inlet closed rim back-to-wall pan. Floor Mounted to comply with SABS 497 & Fitted with 'Jazz ThermoSeal Plastic Seal'. Fitted with Concealed Flushing Cistern for WC 6-7 litres adjustable with small discharge valve access pneumatic discharge valve installed with dual flush ability & complete with all necessary fittings to manufacturer's specification and applicable SABS standards. Flush valve to be fitted with blank flush plate.
W2: CERAMIC PARALEGIC WC
Vitreous china R90 outlet WC or equal and approved. Top inlet closed rim back-to-wall pan to comply with SABS 497. Fitted with Cistern installed complete with all necessary fittings to manufacturer's specification and applicable SABS standards. Flush valve to be fitted with suitable extension lever.
W3: CERAMIC PARALEGIC WC (C/C) - CONCEALED CISTERN
Vitreous china R90 outlet WC or equal and approved. Top inlet closed rim back-to-wall pan. Floor Mounted to comply with SABS 497 & Fitted with 'Jazz ThermoSeal Plastic Seal'. Fitted with Concealed Flushing Cistern for WC 6-7 litres adjustable with small discharge valve access pneumatic discharge valve installed with dual flush ability & complete with all necessary fittings to manufacturer's specification and applicable SABS standards. Flush valve to be fitted with suitable extension lever. Blank flush plate & offset push button for passage access.
W4: CERAMIC STANDARD WC (BACK INLET)
Vitreous china R90 back inlet pan to comply with SABS 497. Fitted complete with back inlet exposed flush-valve complete with all necessary fittings as per manufacturer's specifications and applicable SABS standards. Flush valve to be fitted with suitable extension lever.
W5: CERAMIC STANDARD WC (C/C)
Vitreous china R90 outlet WC or equal and approved. Top inlet closed rim back-to-wall pan to comply with SABS 497. Fitted complete with matching 7 litre pushbutton top dual flush cistern fitted with quality approved heavy duty thermoseal seal and complete with all necessary fittings as per manufacturer's specifications and applicable SABS standards.
W6: CERAMIC WALL HUNG URINAL
Wall hung bowl urinal to comply with SABS 497. Supplied with suitable 38mm CP domical grommet, CP top inlet spreader and two hanger brackets and fitted with exposed flush-valve, and suitable bottle trap chrome finish as per manufacturer's specifications and applicable SABS standards.
S01: SHOWER
22mm thick Chrome plated steel shower tray size 900x900x160 mm manufactured with anti slip pattern, with rounded internal corners, and 38 mm BSP grated waste fitting in corner position filled with shower tray and complying with SABS 226 compliance of approval.
• Glazed Shower Cubicle with access door as per standard supply with manufacturer and fixed to fit space configuration.
• Overhead shower arm with wall flange.
• Chrome Plated Shower Head with adjustable connector.
• Chrome Plated shower diverter mixer-wal with sliding wall flanges and concealed connectors adjustable from 178mm to 203 mm centres. Shower tray to be recessed 50 mm into a 100mm high concrete plinth with exposed plinth face.
WASH-HAND BASIN
W7: WASH & MIRROR TAP
Vaal Sanitaryware vitreous china size 560 x 415mm rounded 'Tuscany, OR EQUAL AND APPROVE basin to comply with SABS 497 with single tap-hole configuration supplied with integrated overflow and chinistry hole through the centre semi-punched supplied with a 'Tuscany' pedestal and fitted with 'Ino. Coated Metalized' 15mm chrome plated pushbutton operated tap with flanged backnut (code KM2.102) meeting tap, 30-32 CP anti-rattle plug with spindle, 308 basin waste, 365/40 CP bottle trap, mounting kit and angle valves.
W8: DISABLED BATH
400mm semi rounded lavatory basin to comply with SABS 497. In two top hole configuration fitted with 2No chrome plated elbow action pillar-top, with 1/4 turn ceramic disc head and 8/16 Red indicators water applications and flanged backnut, chrome plated waste, chrome plated 32mm standing overflow tube, chrome plated bottle trap supplied with all necessary pipe connections. Fitted with concealed wall bracket in accordance to the manufacturer's specifications.
W9: WHITE GLAZED PORCELAIN WASH (VANITY)
Ceramic freecroy size 450x350mm oval self-erecting vanity basin to comply with SABS 497 in one top hole configuration supplied without overflow and fitted with 1No. chrome plated tap with flanged backnut (code KM2.102) meeting tap, mounting kit and angle valves. 400mm long flexible inlets and chrome plated bottle trap supplied with all necessary pipe connections. Basin mounted on cabinet or vanity top with silicon beadant between contact areas in strict accordance to manufacturer's specifications.
W10: SMALL BASIN & 2 TAPSTRAY & SHOWER SET (FOR WORKSHOPS)
Vitreous china size 450x300mm wash basin to comply with SABS 497 in 2-top hole configuration supplied with integrated overflow and chinistry hole with 2No. pillar-top, with 1/4 turn ceramic disc head and 8/16 Red indicators water applications and flanged backnut, chrome plated waste, chrome plated 32mm standing overflow tube, chrome plated bottle trap supplied with all necessary pipe connections. All brackets and fixing accessories in strict accordance to the manufacturer's specifications.
W11: WIDUITY BASIN & NO. TAP (FOR LABS)
Ceramic freecroy size 450x300mm wide heavy duty basin in one tap-hole configuration to comply with SABS 497 and R16 hole plugged and fitted with 1No. pillar-top, with 1/4 turn ceramic disc head and 8/16 Red indicators water applications and flanged backnut, chrome plated waste, chrome plated 32mm standing overflow tube, chrome plated bottle trap supplied with all necessary pipe connections. Fitted to wall using 2No. Semi-concealed cast iron brackets in accordance to the manufacturer's specifications.
W12: MEDIC BASIN & FITTINGS (SICK BAY)
Vitreous china size 420mm semi rounded lavatory basin to comply with SABS 497. In two top hole configuration fitted with 2 No. chrome plated elbow action pillar-top, with 1/4 turn ceramic disc head and 8/16 Red indicators water applications and flanged backnut, chrome plated waste, chrome plated 32mm standing overflow tube, chrome plated bottle trap supplied with all necessary pipe connections. All brackets and fixing accessories in strict accordance to the manufacturer's specifications.
Combination of sanitaryware, accessories and general fittings comprising of:
• Mirror type C2
• Paper towel dispenser KB and bin type K3.
• Soap dispenser type K5.
• Sanitaback comprising 2No. rows of wall free type R5 as per finishes schedule and grout in compliance to manufacturer's specifications and government standard specifications. Installation heights as indicated in the drawings.
SINKS:
X1: STAINLESS STEEL SINK
Stainless steel 1000 x 457mm inset single end bowl with recessed drainage ledge and faired edges. Bowl to be fitted to kitchen cupboard (cupboard elsewhere measured). Grade 304 (18/10) Stainless Steel sink to comply with SABS 906 fitted with: Approved Sink mixer-wall type, chrome plated swivel Outlet, adjustable and supplied with suitable accessories in accordance to manufacturer's specifications. Sink installation height = 900mm AFFL.
X2: STAINLESS STEEL SINK
Stainless steel 1500 x 457mm inset double end bowl with recessed drainage ledge and faired edges. Bowl to be fitted to kitchen cupboard (cupboard elsewhere measured). Grade 304 (18/10) Stainless Steel sink to comply with SABS 906 fitted with: Approved Sink mixer-wall type, with chrome plated overarm swivel Outlet, adjustable wall flanges and supplied with suitable accessories in accordance to manufacturer's specifications. Sink installation height = 900mm AFFL.
X3: CERAMIC SINK
Ceramic freecroy 425 x 335 x 180 mm rectangular lavatory sink without overflow, with a centre and waste outlet. Fitted to the wall on two semi-concealed brackets supplied with all necessary accessories (all to be acid resistant)
X4: SINGLE WASH TROUGH (WASH & 2 no. TAPS)
Vitreous china size 450x300mm wide heavy duty basin to comply with SABS 497 in 2-top hole configuration fitted with 2No. stainless steel radius internal corners and provision for a 40mm dia. outlet. Fitted with Approved 2No. CP bibcocks - plain extended chrome plated, complete with sliding wall flanges, In-sloated sink waste with back nut, plug with slimp, chain and stay, CP 'Y' trap, with deep seal and cleaning eye. Rough brass Sink installation height = 900mm AFFL. Cut out size 555 x 425mm.
X5: DOUBLE WASH TROUGH (WASH & 2 no. TAPS)
Vitreous china size 450x300mm wide heavy duty basin to comply with SABS 497 in 2-top hole configuration fitted with 2No. stainless steel radius internal corners and provision for a 40mm dia. outlet. Fitted with Approved 2No. wall type bibcocks, with Swivel Outlet, adjustable wall flanges and exposed adjustable connectors. CP, In-sloated sink waste with back nut and plug with slimp, CP, Double drain back rubber deep seal 'Y' trap. Sink mounted on 2No. 25mm square S5 gallow brackets, front leg and adjustable foot piece of height of 915mm AFFL.
SANITARY ACCESSORIES
K1: SS TOILET ROLL HOLDER - 2 ROLL
Standard stainless steel toilet roll holder 2 roll | 150mm width x 270mm high 275mm depth Toilet Roll Holder manufactured from 18/10 Stainless Steel, surface Soft finish, including screws and dowels and all other necessary accessories in accordance to manufacturer's specifications.
K2: GLASS MIRROR
6mm thick clear float glass silver-backed mirror, size 450x900mm height with polished beveled edges 4 times holed for and fixed, with chromium plated dome-headed mirror screws.
K3: WASTE BIN
250W x 200H x 200D Waste bin manufactured from 18/10 Stainless Steel, Surface Satin Finish, Material Thickness 1.5mm, including Screws, dowels and all necessary accessories in accordance to manufacturer's specifications.
K4: SANITARY BIN (PLASTIC)
180mm x 200mm x 400mm Plastic Sanitary Pedal bin with capacity of 100 Litres per pack Complete with all necessary accessories and installed in accordance to manufacturer's specifications.
K5: SOAP HOLDER
Single semi-recessed ceramic soap dish Complete with all necessary accessories and installed in accordance to manufacturer's specifications.
K6: WALL GRAB BAILS-PARALEGIC
Stainless steel 914 x 90 x 32mm diameter wall | earl grab rail, in satin polished finish complete with S5 fixing screws and plastic wall plugs. Installed as per manufacturer's instructions.
K7: GRAB BAILS (RIGHT/LEFT HAND)-PARALEGIC
Stainless steel 914 x 90 x 12mm diameter | earl hand side toilet grab rail with 450mm high centre flange, in satin polished finish complete with S5 fixing screws and plastic wall plugs. Installed as per manufacturer's instructions.
K8: PAPER TOWEL DISPENSER
330mmWx365mmHx230mmD Dish and dry paper hand towel dispenser in stainless steel. Complete with screws, locking key, and all necessary accessories and installed in accordance to manufacturer's specifications.
K9: SOAP DISPENSER (WALL MOUNTED)
115W x 200H x 110D Stainless Steel Hand-Free soap dispenser. Complete with screws, locking key, and all necessary accessories and installed in accordance to manufacturer's specifications.
K10: ALUMINIUM COAT HOOKS (MULTITRACK)
800mm Wide x 220mm High x 90mm High Aluminium Multitrack Hat and Coat Hook in multi-track two hooks Configuration With Anodised Silver Finish Complete with Screws.
K11: HAND DRYER (Hands free)
As per Electrician's Engineers specification
K12: TOWEL RAIL
55mm dia. Polished 900mm long towel rail complete with all necessary accessories in accordance to manufacturer's specifications. Installation height as per architect's drawing.
K13: SHOWER CURTAIN RAIL (Height)
20mm dia. Standard chromium plated shower curtain rail 1300mm long with flanged ends and screws CP fixing height as per PA's drawing.
GENERAL FIXTURES
G1: DOOR PROTECTOR
200mm wide uPVC Door Protector manufactured in high impact resistant rigid uPVC (Colour Grey) and cut to suit door width from 3m length, installed strictly in accordance to manufacturer's specifications. Installation height 900mm above FF, or as specified.
G2: PROTECTOR SCREWS
Self-drilling CP screws size 24x1 x 150mm (viewing area 234 x 175mm) with wall-mounted code SC0400 Keystone Brackets Adjustable Set of 2, size 300mm. To be supplied complete with all accessories, and fitted in strict accordance with manufactures instructions.
G3: FINBOARD 1500W X 1000H
Finboard size 1000mm H x 1500mm W comprising of laminated self board core priming material beaded all round with anodised aluminium channel surround mitred at the corners. To be fitted complete with fixing brackets, screws and wall plugs at 900mm above floor level.
G4: FINBOARD 300W X 1200H
Finboard size 1200mm H x 300mm W comprising of laminated self board core priming material beaded all round with anodised aluminium channel surround mitred at the corners. To be fitted complete with fixing brackets, screws and wall plugs at 900mm above floor level.
G5: WINDOW NORMAL BINDS (vertical blinds)
127 mm vertical deco blinds with anodised aluminium headrail fitted with colour coordinated insert. All runners to be wheeled and fitted with individual clutch mechanism. All runners to be connected by stainless steel links. Tri mechanism to be operated by a nylon ball chain with a reduction gear ratio a fully enclosed cap. Blinds to be face fixed (fixed over the window opening) by means of concealed type fixing brackets.
G6: FLOOR DRAIN
Cast iron flat type full-flow outlets size 110 mm diameter with centre ball, including connectors to downpipes.
G7: SS FLOOR EXPANSION JOINT COVER
Concealed heavy-duty stainless steel movement joint strip, with polyurethane infill (colour grey). To be installed within the tile surface over the 22mm expansion joints, in accordance to the manufacturer's specifications.
G8: CHALKBOARDS - GREEN SURFACE COLOUR
Vitreous system 1000 standard WHITEBOARD or EQUAL & APPROVED vitreous enameled steel utility school chalkboards wall-mounted size 480mm x 1140mm high manufactured in accordance with SABS Standard CDE 36/2004 Edition 4 and suitable for Class 1 Heavy Duty applications, as defined therein. Enamel steel utility chalk board surfaces to be matt and freely structured olive green in colour (Vitreous Colour Reference - Chalk Board Green LM197/2), supplied complete with integral anodised aluminium chalk rail (ACR), fixing components and secured in position to brickwork. The Chalk boards are to be fixed in position strictly in accordance with the manufacturer's instructions.



NOTES
ALL DIMENSIONS ARE IN MILLIMETERS UNLESS OTHERWISE STATED

DIMENSIONS TO BE READ, NOT TO SCALED FROM THIS DRAWING

CONTRATORS TO CONFIRM ALL DIMENSIONS ON SITE BEFORE CONSTRUCTION COMMENCES & ANY DISCREPANCY TO BE REPORTED TO THE PROJECT ARCHITECT




SIGNATURE TABLE

DISCIPLINE	SIGN	DATE
CLIENT		
PLAN EXAMINER		
FIRE CONTROL		
ENVIRONMENTAL		
ROADS / STORMWATER		
WATER & SANITATION		

REVISIONS

REV. NO.	DATE	FIRST ISSUE FOR TENDER
0	JUL 21	FIRST ISSUE FOR TENDER



PUBLIC WORKS, ROADS & INFRASTRUCTURE
INSTITUTION

NRGONYELETE SECONDARY - 924 642 329

RESTORATIVES, REPAIRS & ADDITIONS
CONTRACT - SECTION

DOCUMENTATION & PROCUREMENT
DISCIPLINE: ARCHITECTURAL, 4

RENOVATION DRAWINGS - STAGE 04
WORK DESCRIPTION - SUB DIVISION

C5 SECTION | SIDE ELEVATIONS | SCHEDULES
DRAWING DESCRIPTION

DRG No.	D16-105-02	02/02	ITEM No.
DESIGN	NA	SMIN	DRAWN
DATE	AS SHOWN	T.M	CHECK
RESPONSIBLE PROFESSIONAL			
NOV 2019	T. MANDAZA	PR. NUMBERS	Pr/Arch 43981757

CONSULTANT: TECTURA - INTERNATIONAL

GABRIEL DIRECTOR TEL: +27 83 384 3944 FAX: +27 83 384 3944 WWW.TECTURA.CO.ZA	NOORHANI MANAGING DIRECTOR TEL: +27 83 384 3944 FAX: +27 83 384 3944 WWW.TECTURA.CO.ZA	NORBERTUS DIRECTOR TEL: +27 83 384 3944 FAX: +27 83 384 3944 WWW.TECTURA.CO.ZA
---	---	---

CONTRACTOR

CAD SYSTEM	AUTOCAD	FILE NAME
SIZE	PROJECT NUMBER	REV
A1	LDPW - PROF/16002/D16	0

FINISHES LEGEND

FLOORS:

F1: PORCELAIN TILES - MATI (CORROSION RESISTANT & ANTI-SLIPPERY)

425x425 11.5mm kiln-dried floor tiles or similar approved by architects, fixed with adhesive, painted with finished waterproof jointing compound. Grouting to be grey. Tiles should have expansion joint and aluminium edging strip.

F2: PORCELAIN TILES - MATI

425 x 425 x 10mm thick matt porcelain tile to comply with SABS 1449 laid on approved pattern by an approved specialist to comply with SABS 107 and approved adhesives and grout on screeds. With thickness/specification in strict compliance to manufacturer's instructions and SABS specification. Fittings to include, ribbed angle tiles where there is change of level and Movement Joints of 6mm Wide With Patent Aluminium Movement Joints Strips Consisting Of Synthetic Fibre Inserts Installed At Intervals As Per Manufacturer's Instruction. Colour and pattern to architects approval.

F3: CARPETILES

500mm x 500mm . 1005 PFX staple fibre carpet tiles to Comply With SABS 1419 (heavy commercial) consisting of fibres set out on waterproof vinyl backing and to comply with EN 1307 Wear Class 4 (heavy duty), laid with approved adhesive on 30mm thick cement screeds in strict compliance with manufacturer's instructions. Carpet tiles to conform to BS 4790 on fire rating, and DIN 54824 on wear test and 50 body test at less than 2kV at 25% RH on static electricity. Colour and pattern to architects approval.

F4: CEMENT SAND SCREED

30mm thick polished cement sand screed with 13mm Stone Nominal aggregate for Topping to comply with SABS 1083 or latest revision for concrete.

F5: EXTERIOR MULTI-COLOURED CONCRETE INTERLOCKING PAVES

65mm thick multi-coloured concrete paves laid on sand bedding to civil/structural engineer's specification in approved pattern and compacted to approval and grouted in strict accordance to manufacturer's specifications. All to be manufactured and installed in strict compliance to SABS 1058 or Latest Revision.

F6: GRANOLITHIC FINISH

22mm thick uncoloured Granolithic finish composed of one part cement, one part fine sand, two parts coarse sand and one part granite that would pass through a 5mm mesh sieve laid by specialist in panels not exceeding 10m², divided with approved brass dividing strips. All to be manufactured and installed in strict compliance to the latest SABS approved standards. Colour, pattern and aggregate size to architects approval.

F7: INTERLOCKING PAVES (RIGID PAVING/VEHICULAR WAYS)

220mm x 197mm x 50 mm thick concrete interlocking paves, 25 mpa, manufactured to SABS spec 1058, laid on sand bedding to civil/structural engineer's specification to a 'herringbone' pattern to the Architect's approval.

F8: SEMI-FLEXIBLE VINYL SHEETING (CORROSION RESISTANT/ANTI-SLIPPERY)

2.2mm Thick Heavy Traffic Use, Corrosive Resistant & Anti-Slippery Vinyl Sheeting Semi-Flexible To Comply With SABS 584. With Static Dissipative Properties Throughout Thickness. Engineered for ISO 9001 (anti-static) Protection Vinyl Sheet. Laid on Self-Levelled Smooth Screed glued with conductive adhesive to SABS 070 or Latest Revision in Accordance To Manufacturer's Instructions And Installed By Approved Specialist. Joints Shall be Welded as Per Manufacturer's Specifications With No more than 2mm Gap. Clean & Polished Floor in Compliance With SABS 1042, Colour To Architect Approval On Sample Presentation. Contractor to provide Certificate of Static Current Conductivity, Contractor to provide Certificate of Static Current Conductivity, Corrosive resistant & Anti-Slippery.

F9: GRAVEL FINISH ON SAND LAYER

32mm Gravel On Compacted Sand Layer Base as Per PSE Details installed in All Duct Chambers Accommodating Sanitary Services.

SKIRTING:

S1: HARDWOOD OR EQUAL AND APPROVED

18 x 15mm x 20mm Moulded Hardwood Skirting to comply with SANS 1099, fixed to walls in long lengths with splayed heading joints and mitred corners with screws and plugs at centres not exceeding 400mm, and fixed with a 19mm x 19mm quadrant bedding. The skirting to be varnished with 3No. coats of egg shell clear varnish to comply with SABS/SANS 381 type 1.

S2: CERAMIC TILE SKIRTING

600mm wide x 100mm high x 7mm thick matt porcelain tile to comply with SABS 1449 laid with approved adhesives and grout on 22mm thick screeds in strict compliance to manufacturer's instructions and SABS specification, with cove base and height top. Complete with corner and top trims. Fittings to include, ribbed angle tiles where there is change of level. Colour and pattern to architects approval.

S3: CEMENT SAND SCREED

75 mm high x 20 mm thick hardened cement sand screed skirting covered at 30 mm dia. to form a continuous joint with the adjoining screed floor finish to FA's approval. All to be manufactured and installed in strict compliance With SABS 1083 or latest revision.

WALL FINISHES:

W1: FACE BRICK

F8X face brick in common running bond to comply with SABS 227 and forming part of the structural work.

W2: EMULSION (PVA) PAINT - FULL HEIGHT

2 no. coats of PVA matt finish emulsion paint to SABS 1584 applied on plastered surface primed and with 1 no. coat undercoat to SABS 681 grade 1, in accordance to manufacturer's instructions.

W3: ALKALYD (ENAMEL) PAINT

2 no. coats matt (egg shell) finish alkylid (enamel) paint to SABS 630, type 2 applied on plastered surfaces with 1 no coat alkali resistant primer to SABS 1416 and 1 no. coat undercoat to SABS 681 grade 1, in accordance to manufacturer's instructions.

W4: GLAZED CERAMIC WALL TILES / ENAMEL PAINT COMBO

Combination of: 600mm wide x 300mm x 7mm thick high glazed ceramic tiles To Specification "R5", laid on 15 mm thick plaster prepared to receive wall tiles fixed with approved adhesives and grout in compliance to manufacturer's specifications and government standard specifications laid from finish floor level to window level AND ENAMEL paint to specification "R2" To Comply with SABS 630 or latest revision applied from 2100 mm above finished floor level to ceiling height all in strict compliance to manufacturer's instructions. All to be manufactured and installed in strict compliance to the latest SABS Standards.

W5: CERAMIC WALL TILES - FULL HEIGHT

600mm x 300mm x 7mm thick high glazed ceramic tiles to Comply with SABS 22 or Latest Revision, laid on 15 mm thick plaster prepared to receive wall tiles fixed with approved adhesives and grout in compliance to manufacturer's specifications and government standard specifications. Tiles to be laid to full ceiling height. All to be manufactured and installed in strict compliance SABS 22 Standard. All to be manufactured and installed in strict compliance SABS 22 Standard.

CEILING AND CORNICE:

C1: 7mm GYPSUM BOARDS FINISH PLASTERED CEILINGS OR EQUAL AND APPROVED

7mm GypCel Classic gypsum plasterboard ceiling or EQUAL & APPROVED consisting of 1 layer Gyproc RhinoBoard 9mm (locally manufactured, ISO 9001 & 14001 certification, recycled paper content, Ecospacer lining) fixed to timber bracing installed at maximum 300mm centres using Gyproc RhinoBoard Sharp Point Grabber Screws 32mm at maximum 150mm centres. Apply, Gyproc RhinoTape to all joints and skim the ceiling using Gyproc RhinoTape.

C2: FIBRE CEMENT BOARDS (H-JOINTED)

6.4mm thick GypCel Prestige 5' fibre cement ceiling boards or EQUAL & APPROVED consisting of 1 layer Gyproc RhinoBoard 9 mm (locally manufactured, ISO 9001 & 14001 certification, recycled paper content, Ecospacer lining, non-combustible to SANS 10177.5) fixed to Ek 38mm x 50mm timber bracing installed at maximum 400mm centres using Gyproc RhinoBoard Sharp Point Grabber Screws 32mm at maximum 150mm centres with all necessary accessories, finished with 3 No. coats of super PVA external quality paint colour to PA's approval. Gyproc RhinoTape to all joints and skim the ceiling using Gyproc RhinoTape.

C3: PATENT SUSPENDED ACOUSTIC TILES OR EQUAL AND APPROVED

1200mm x 600mm x 15mm Gyproc Calceus Pn Prefinished or Fire Rated OR EQUAL & APPROVED laid into Donn ceiling grid and secured into place using Donn Hold Down Clips @ 200mm c/c. Donn Wall Angle M4 fixed to the perimeter wall using fixings at 300mm centres. Donn T38 FR Main Tees (14mm thickness, 2150 gals, coating locally manufactured, recycled content, ISO 9001 & 14001 certification) at 1200 centres & Donn T38V (1200 long) Cross Tees at 600 centres. Suspend main tees @ 1200mm c/c using Donn Hanger Strap 19mm suitably fixed to the building structural members. Donn Galvanized Hanger Strap 19mm at maximum 150mm on both sides of the fire notch. All fire notches to be in line. Suspend all full length 1200 Cross Tees at their mid-point using Donn Hanger Strap 19mm suitably fixed to the building structural members. All to comply with latest SANS 803 including all necessary accessories and installed in strict accordance to manufacturer's specifications.

C4 EMULSION (PVA) PAINT OR EQUAL AND APPROVED

Emulsion (PVA) Paint on Skimmed Plastered Slab 3No. coats of PVA emulsion ceiling paint to latest SANS 1584 approved on 6mm thick light weight hemi-hydrate gypsum plaster on concrete slab soffits.

ROOF COVERING AND INSULATION:

R1: EMBOSSED ROOFING SHEET (TWO SIDES)

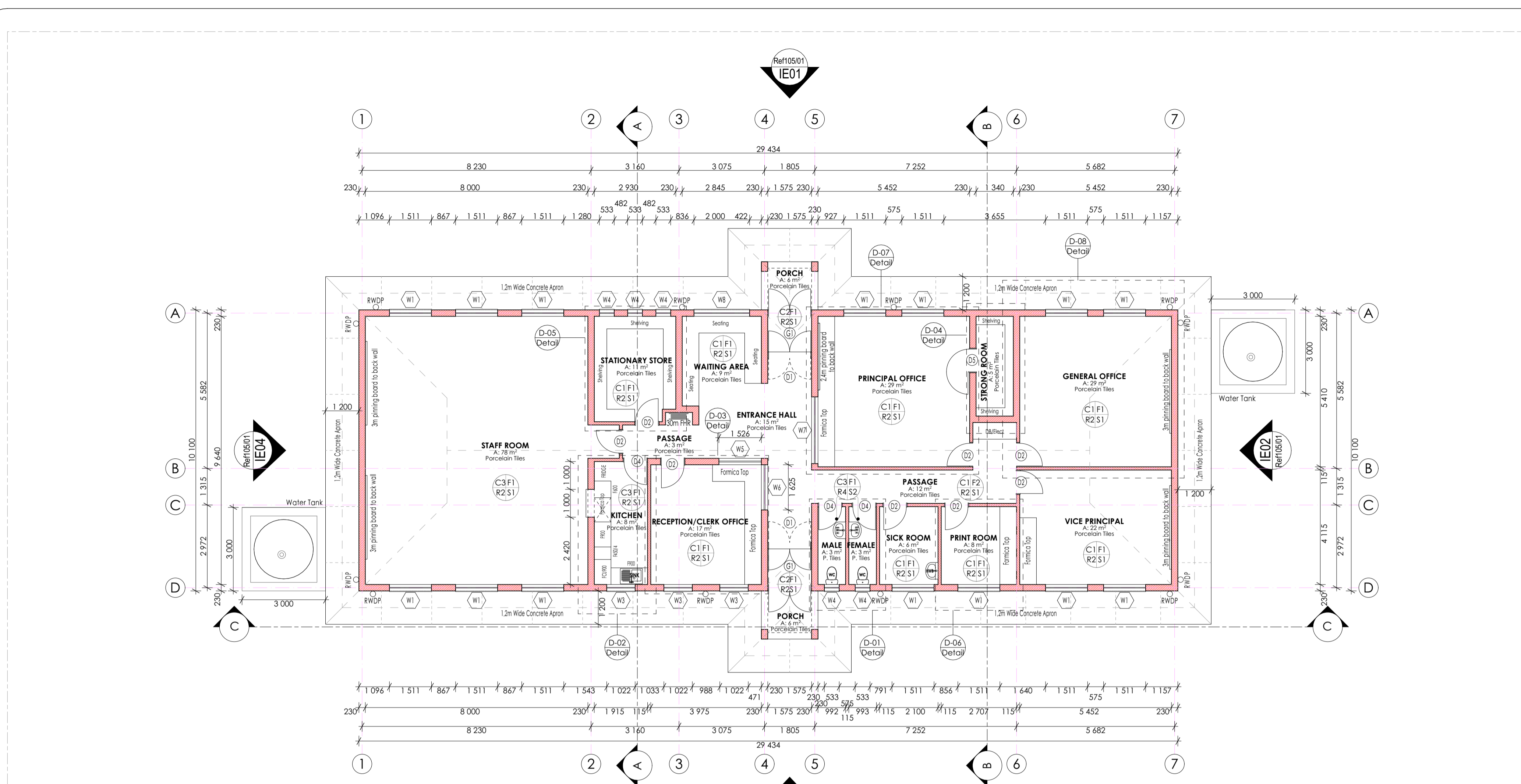
Roofing Sheets: 1.5mm thick concealed fixing roofing sheets manufactured from roll-formed from certified steel complying with ISO 9001. The profile shall have three trapezoidal ribs at 200mm centres giving a net cover of 450mm. The rib height shall be 41mm and provide cavity breaks. The male rib shall have gaps of 28mm centres to ensure a positive double interlocking action at side-laps. Each pan shall incorporate two stiffener ribs. Profiled roof sheets to be coated on both sides with "Global Coat" or "Chromadex Colour" and laid on structural timber/steel structure incorporating all necessary accessories such as fixings and eave closes in strict compliance to manufacturer's instructions.

Insulation: SHALL EITHER BE: 1. where there are acoustic ceilings suspended board, a heavy duty Aluminium stonafon foil shall be installed AND 2. where the steel work is exposed, a 50mm "FactoryBoard" manufactured from noncombustible glass fibres and thermo-setting resin binder supplied size 2400mm x 1200mm and 80kg/m³ and finished with white metalized foil.

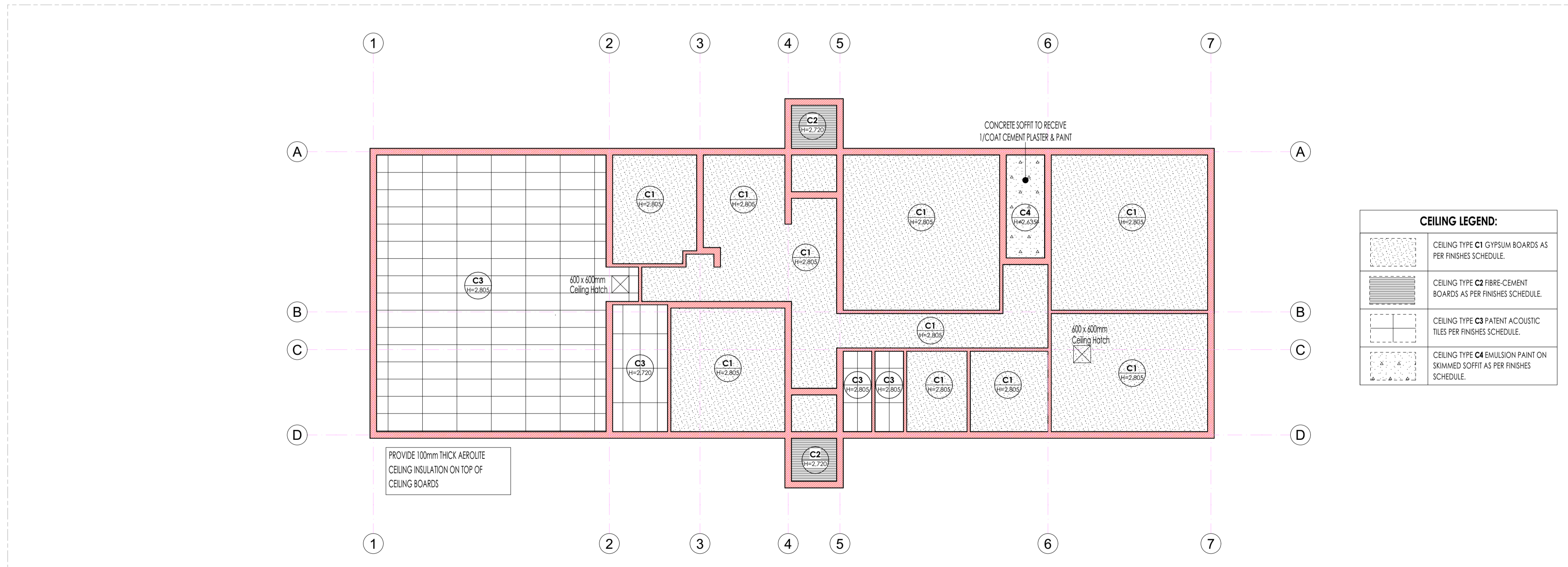
Galvanized Steel (GI) Gutter: 150mm Wide x 100mm Deep x 0.6mm Eave Gutter of Commercial Grade Steel With Class Z275 Galvanizing To Comply With SABS 934 or latest Revision Fixed to Painted Fibre Cement Facia Board Together with standard accessories discharging into Rainwater Downpipes.

Downpipes: 110 x 110 x 0.6mm Thick Commercial Grade Galvanized Steel Sheet With Class Z275 Galvanizing To Comply With SABS 934 or Latest Revision to be built into walls or cast in concrete columns fixed to brickwork or steel including brackets and self-lapping screws To Manufacturer Installation Instructions.

Facia board: 250 x 10 mm Fibre Cement Facia/Barge Board. Screw Fixed To Tuss Ends & Counter Batten With Countersunk Brass Screws. Prepare & Apply One Universal Undercoat & Two Coats Super Acrylic P.V.A.



FLOOR PLAN:
Scale 1:100.



CEILING PLAN:
Scale 1:100.

CEILING LEGEND:

	CEILING TYPE C1 GYPSUM BOARDS AS PER FINISHES SCHEDULE.
	CEILING TYPE C2 FIBRE-CEMENT BOARDS AS PER FINISHES SCHEDULE.
	CEILING TYPE C3 PATENT ACOUSTIC TILES PER FINISHES SCHEDULE.
	CEILING TYPE C4 EMULSION PAINT ON SKIMMED SOFFIT AS PER FINISHES SCHEDULE.

ISSUED FOR TENDER

LEGEND

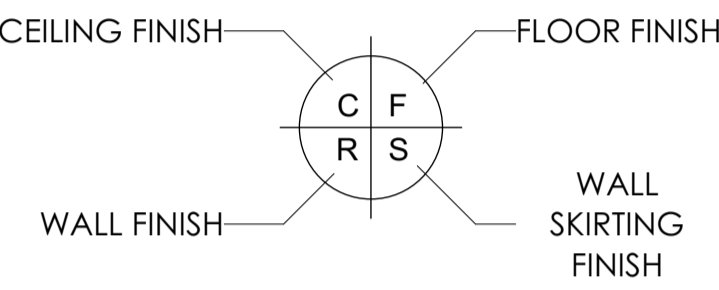
- NEW WALLS
- EXISTING WALL TO BE RETAINED
- EXISTING WALL TO BE DEMOLISHED
- NEW FIXTURES & FITTING TO BE INSTALLED
- ITEMS IN RED AND (OR) DASHED LINES ARE TO BE REPAIRED AND (OR) REPLACED

NOTES
ALL DIMENSIONS ARE IN MILLIMETERS UNLESS OTHERWISE STATED

DIMENSIONS TO BE READ, NOT TO SCALED FROM THIS DRAWING

CONTRACTORS TO CONFIRM ALL DIMENSIONS ON SITE BEFORE CONSTRUCTION COMMENCES & ANY DISCREPANCY TO BE REPORTED TO THE PROJECT ARCHITECT


FINISHES LEGEND



SIGNATURE TABLE

DISCIPLINE	SIGN	DATE
CLIENT		
PLAN EXAMINER		
FIRE CONTROL		
ENVIRONMENTAL		
ROADS STORMWATER		
WATER & SANITATION		

REV. NO.	DATE	DESCRIPTION
C	NOV 19	APPROVED SCOPING REPORT
B	JULY 19	AMENDMENTS TO DESIGN LAYOUT
A	SEPT 17	FIRST ISSUE OF DRAWING



DEPARTMENT OF PUBLIC WORKS, ROADS & INFRASTRUCTURE
INSTITUTION
NGKONYELETS SECONDARY - 924 642 329

RESTORATIVES, REPAIRS & ADDITIONS
CONTRACT - SECTION

DOCUMENTATION & PROCUREMENT
DISCIPLINE

ARCHITECTURAL 4
WORK DESCRIPTION - SUB DIVISION

MEDIUM ADMINISTRATION BLOCK
DRAWING DESCRIPTION

FLOOR PLAN & CEILING LAYOUT

DWG No.	301-01	01/10	ITEM No.
DESIGN	NA	KSN	DRAWN
SCALE	A5 - SHOWN	ES	CHECK

DATE	RESPONSIBLE PROFESSIONAL NAME	SIGN	PR. NUMBER
NOV 2019	T. MANYADZA		PrArch 43981757

DRAWING CO-ORDINATED

CONSULTANT
TECTURA - INTERNATIONAL!

GAUTENG: HARBORVIEW HOUSE, 1200 SANDHURST ROAD, SANDHURST, SANDHURST 2017. Tel: +27 11 761 2364, Fax: +27 11 761 2366, Email: info@tectura.com

NORTHWEST: HARBORVIEW HOUSE, 1200 SANDHURST ROAD, SANDHURST, SANDHURST 2017. Tel: +27 11 761 2364, Fax: +27 11 761 2366, Email: info@tectura.com

NORTHERN CAPE: 208 SANDHURST HOUSE, 208 SANDHURST ROAD, SANDHURST, SANDHURST 2017. Tel: +27 11 761 2364, Fax: +27 11 761 2366, Email: info@tectura.com

WESTERN CAPE: 208 SANDHURST HOUSE, 208 SANDHURST ROAD, SANDHURST, SANDHURST 2017. Tel: +27 11 761 2364, Fax: +27 11 761 2366, Email: info@tectura.com

MPUMALANGA: 208 SANDHURST HOUSE, 208 SANDHURST ROAD, SANDHURST, SANDHURST 2017. Tel: +27 11 761 2364, Fax: +27 11 761 2366, Email: info@tectura.com

FREE STATE: 208 SANDHURST HOUSE, 208 SANDHURST ROAD, SANDHURST, SANDHURST 2017. Tel: +27 11 761 2364, Fax: +27 11 761 2366, Email: info@tectura.com

WITWATERSRAND: 208 SANDHURST HOUSE, 208 SANDHURST ROAD, SANDHURST, SANDHURST 2017. Tel: +27 11 761 2364, Fax: +27 11 761 2366, Email: info@tectura.com

WWW.TECTURA.COM

CONTRACTOR

CAD SYSTEM	AUTOCAD	FILE NAME
SIZE	PROJECT NUMBER	REV
A1	LDPW - PROF/16002/016	0

FINISHES LEGEND

FLOORS:

F1: PORCELAIN TILES - MATI (CORROSION RESISTANT & ANTI-SLIPPERY)
420 x 420 11.5mm kiln-dried floor tiles or similar approved by architects, fixed with adhesive, painted with finished waterproof jointing compound. Grouting to be grey. Tiles should have expansion joint and aluminium edging strip.

F2: PORCELAIN TILES - MATI
420 x 420 10mm thick matt porcelain tile to comply with SABS 1449 laid on approved pattern by an approved specialist to comply with SABS 107 and approved adhesives and grout on screeds. With thickness/specification in strict compliance to manufacturer's instructions and SABS specification. Fittings to include, ribbed angle files where there is change of level & Movement Joints of 6mm Wide With Patent Aluminium Movement Joints Strips Consisting Of Synthetic Fibre Inserts Installed At Intervals As Per Manufacturer's Instruction. Colour and pattern to architects approval.

F3: CARPETILES
500mm x 500mm, 1005 PFX staple fibre carpet tiles to comply with SABS 1419 (heavy commercial) consisting of fibres set out on waterproof vinyl backing and to comply with EN 1307 Wear Class 4 (heavy duty), laid with approved adhesive on 30mm thick cement screeds in strict compliance with manufacturer's instructions. Carpet tiles to conform to BS 4790 on fire rating, and DIN 54824 on wear test and 50 body test at less than 20v at 25% RH on static electricity. Colour and pattern to architects approval.

F4: CEMENT SAND SCREED
30mm thick polished cement sand screed with 13mm Stone Nominal aggregate for topping to comply with SABS 1083 or latest revision for concrete.

F5: EXTERIOR MULTI-COLOURED CONCRETE INTERLOCKING PAVERS
65mm thick multi-coloured concrete pavers laid on sand bedding to civil/structural engineer's specification in approved pattern and compacted to approval and grouted in strict accordance to manufacturer's specifications. All to be manufactured and installed in strict compliance to SABS 1058 or Latest Revision.

F6: GRANOLITHIC FINISH
22mm thick unsealed Granolithic finish composed of one part cement, one part fine sand, two parts coarse sand and one part granite that would pass through a 5mm mesh sieve laid by specialist in panels not exceeding 10m², divided with approved brass dividing strips. All to be manufactured and installed in strict compliance to the latest SABS approved standards. Colour, pattern and aggregate size to architects approval.

F7: INTERLOCKING PAVERS (RIGID PAVING/VEHICULAR WAYS)
220mm x 193mm x 50 mm thick concrete interlocking pavers, 25 mpa, manufactured to SABS spec 1058, laid on sand bedding to civil/structural engineer's specification to a "herringbone" pattern to the Architect's approval.

F8: SEMI-FLEXIBLE VINYL SHEETING (CORROSION RESISTANT/ANTI-SLIPPERY)
2.5mm Thick Heavy Traffic Use, Corrosive Resistant & Anti-Slippery Vinyl Sheeting Semi-Flexible To Comply With SABS 584. With Static Dissipative Properties Throughout Thickness, Engineered for ISO 9001 (Anti-Static) Protection Vinyl Sheet. Laid on Self-Levelled Smooth Screed glued with conductive adhesive to SABS 070 or Latest Revision in Accordance to Manufacturer's Instructions And Installed By Approved Specialist. Joints Shall be Welded as Per Manufacturer's Specifications With No more than 2mm Gap. Clean & Polished Floor in Compliance With SABS 1042, Colour To Architect Approval On Sample Presentation. Contractor to provide Certificate of Static Current Conductivity, Contractor to provide Certificate of Static Current Conductivity, Corrosive resistant & Anti-Slippery.

F9: GRAVEL FINISH ON SAND LAYER
32mm Gravel On Compacted Sand Layer Base as Per PFE Details installed in All Duct Chambers Accommodating Sanitary Services.

SKIRTING:

S1: HARDWOOD OR EQUAL AND APPROVED
18 x 25mm x 20mm Moulded Hardwood Skirting to comply with SANS 1099, fixed to walls in long lengths with splayed heading joints and mitred corners with screws and plugs at centres not exceeding 400mm, and fixed with a 19mm x 19mm quadrant bedding. The skirting to be varnished with 3No. coats of egg shell clear varnish to comply with SABS/SANS 381 type 1.

S2: CERAMIC TILE SKIRTING
600mm wide x 100mm high x 7mm thick matt porcelain tile to comply with SABS 1449 laid with approved adhesives and grout on 22mm thick screeds in strict compliance to manufacturer's instructions and SABS specification, with cove base and height tops. Complete with corner and top trims. Fittings to include, ribbed angle files where there is change of level. Colour and pattern to architects approval.

S3: CEMENT SAND SCREED
75 mm high x 20 mm thick hardened cement sand screed skirting covered at 50 mm dia. to form a continuous joint with the adjoining screed floor finish to FA's approval. All to be manufactured and installed in strict compliance with SABS 1083 or latest revision.

WALL FINISHES:

W1: FACE BRICK
F8X face brick in common running bond to comply with SABS 227 and forming part of the structural work.

W2: EMULSION (PVA) PAINT - FULL HEIGHT
2 no. coats of PVA matt finish emulsion paint to SABS 1584 applied on plastered surface primed and with 1 no. coat undercoat to SABS 681 grade), in accordance to manufacturer's instructions.

W3: ENAMEL PAINT
2 no. coats matt (egg shell) finish alkyl (jeromel) paint to SABS 430, type 2 applied on plastered surfaces with 1 no. coat alkali resistant primer to SABS 1416 and 1 no. coat undercoat to SABS 681 grade), in accordance to manufacturer's instructions.

W4: GLAZED CERAMIC WALL TILES / ENAMEL PAINT COMBO
Combination of: 600mm wide x 300mm x 7mm thick high glazed ceramic tiles To Specification "RS", laid on 15 mm thick plaster prepared to receive wall tiles fixed with approved adhesives and grout in compliance to manufacturer's specifications and government standard specifications laid from finish floor level to window level AND ENAMEL paint to specification "R2" To Comply with SABS 430 or latest revision applied from 2100 mm above finished floor level to ceiling height all in strict compliance to manufacturer's instructions. All to be manufactured and installed in strict compliance to the latest SABS Standards.

W5: CERAMIC WALL TILES - FULL HEIGHT
600mm x 300mm x 7mm thick high glazed ceramic tiles to Comply with SABS 22 or Latest revision, laid on 15 mm thick plaster prepared to receive wall tiles fixed with approved adhesives and grout in compliance to manufacturer's specifications and government standard specifications. Tiles to be laid to full ceiling height. All to be manufactured and installed in strict compliance SABS 22 Standard. All to be manufactured and installed in strict compliance SABS 22 Standard.

CEILING AND CORNICE:

C1: 9mm GYPSUM BOARDS FLUSH PLASTERED CEILINGS OR EQUAL AND APPROVED
"GypCel Classic" gypsum plasterboard ceiling EQUAL & APPROVED consisting of 1 layer Gyproc RhinoBoard 9mm (locally manufactured, ISO 9001 & 14001 certification, recycled paper content, Eco-specifier listing) fixed to timber branding installed at maximum 300mm centres using Gyproc RhinoBoard Sharp Point Grabber Screws 32mm at maximum 150mm centres. Apply, Gyproc RhinoTape to all joints and skim the ceiling using Gyproc RhinoLite.

C2: FIBRE CEMENT BOARDS (H-JOINTED)
6.4mm thick GypCel Prestige 5 fibre cement ceiling boards or EQUAL & APPROVED consisting of 1 layer Gyproc RhinoBoard 9mm (locally manufactured, ISO 9001 & 14001 certification, recycled paper content, Eco-specifier listing, non-combustible to SANS 10177-5) fixed to Ek 38mm x 50mm timber branding installed at maximum 400mm centres using Gyproc RhinoBoard Sharp Point Grabber Screws 32mm at maximum 150mm centres with all necessary accessories, finished with 3 No. coats of super PVA external quality paint colour to PA's approval. Gyproc RhinoTape to all joints and skim the ceiling using Gyproc RhinoLite.

C3: PATENT SUSPENDED ACOUSTIC TILES OR EQUAL AND APPROVED
1200mm x 600mm x 15mm Gyproc Calceus (P) Perforated or Fire Insulated OR EQUAL & APPROVED laid into Donn ceiling grid and secured into place using Donn Hold Down Clips @ 200mm c/c. Donn Wall Angle M4 fixed to the perimeter wall using fixings at 300mm centres. Donn T38 FR Main Tees @ 4mm thickness, 2150 g/m² coating, locally manufactured, recycled content, ISO 9001 & 14001 certification) at 1200 centres & Donn T38V (1200 long) Cross Tees at 600 centres. Suspend main tees @ 1200mm c/c using Donn Hanger Strap 19mm suitably fixed to the building structural members. Donn Galvanized Hanger Strap 19mm at maximum 150mm on both sides of the fire notch. All fire notches to be in line. Suspend all full length 1200 Cross Tees at their mid-point using Donn Hanger Strap 19mm suitably fixed to the building structural members. All to comply with latest SANS 803 including all necessary accessories and installed in strict accordance to manufacturer's specifications.

C4: EMULSION (PVA) PAINT OR EQUAL AND APPROVED
Emulsion (PVA) Paint on Skimmed Plastered Slab 3No. coats of PVA emulsion ceiling paint to latest SANS 1584 approved on 6mm thick light weight hemi-hydrate gypsum plaster on concrete slab soffits.

ROOF COVERING AND INSULATION:

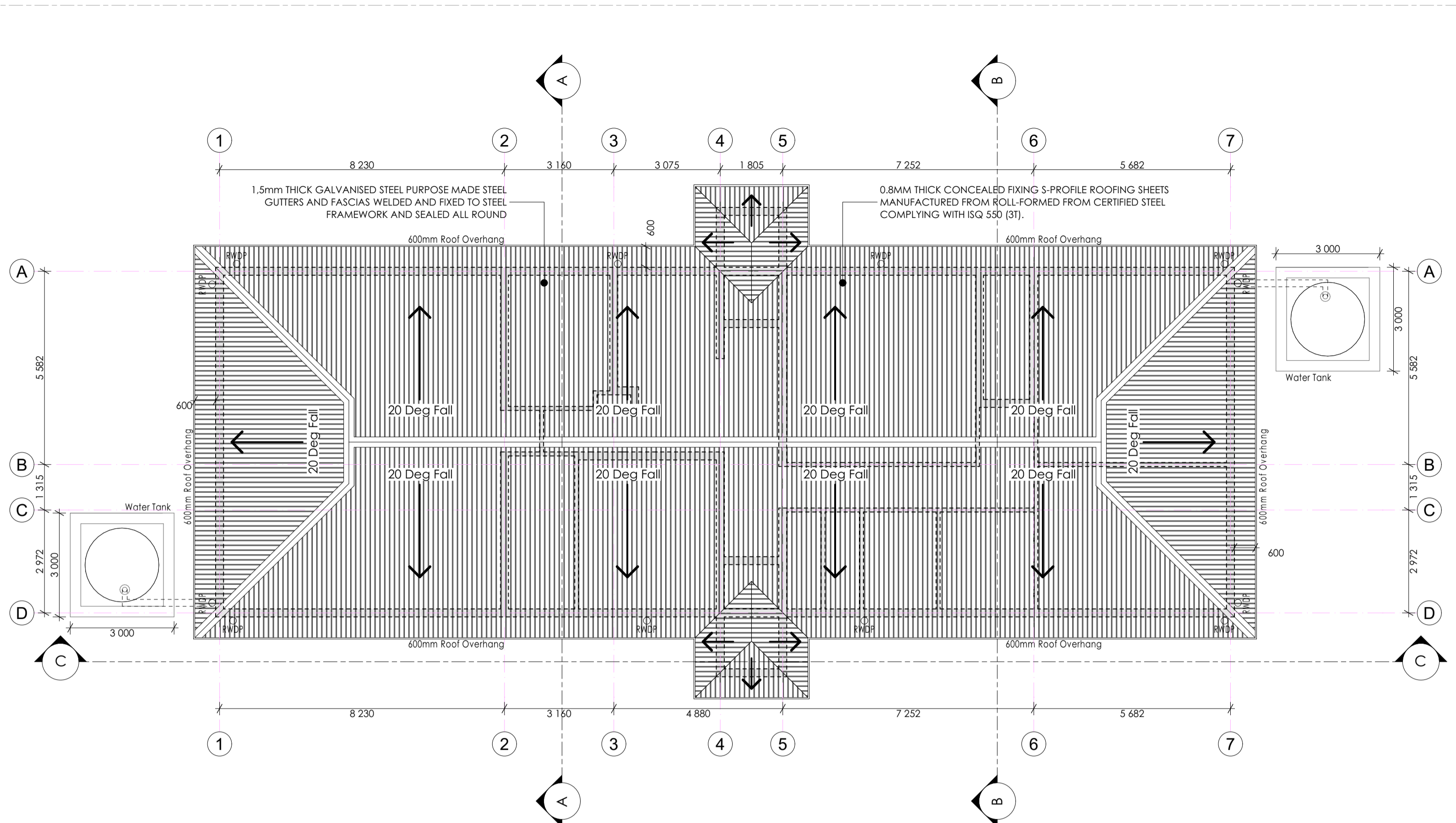
R1: EMBOSSED ROOFING SHEET (TWO SIDES)
Roofing Sheets: 0.38mm thick concealed fixing roofing sheets manufactured from roll-formed from certified steel complying with ISQ 550 (S1). The profile shall have three trapezoidal ribs at 200mm centres giving a net cover of 450mm. The rib height shall be 41mm and provide cavity breaks. The male rib shall have spurs of 28mm centres to ensure a positive double interlocking action at side-laps. Each span shall incorporate two stiffener ribs. Profiled roof sheets to be coated on both sides with "Global Coat" or "Chromadek Colour" and laid on structural timber/steel structure incorporating all necessary accessories such as fixings and eave closes in strict compliance to manufacturer's instructions.

Insulation: SHALL EITHER BE: 1. where there are acoustic ceilings suspended board, a heavy duty "Aluminium stonafon foil" shall be installed AND 2. where the steel work is exposed, a 50mm "FactoryBoard" manufactured from non-combustible glass fibres and thermo-setting resin binder supplied size 2400mm x 1200mm and 80kg/m³ and finished with white metalized foil.

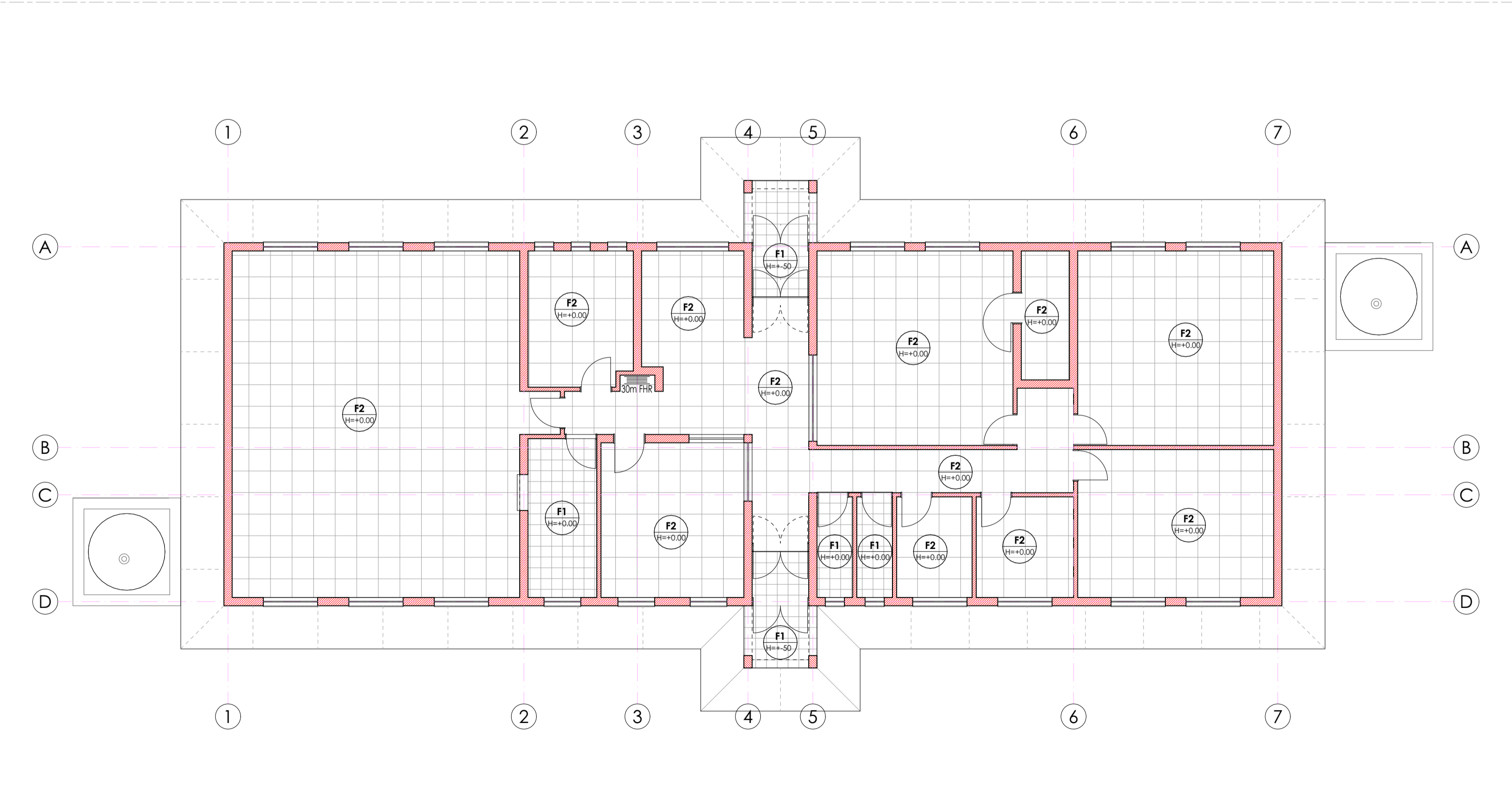
Galvanized Steel (GI) Gutter: 150mm Wide x 100mm Deep x 0.6mm Eave Gutter of Commercial Grade Steel With Class Z275 Galvanizing To Comply With SABS 934 or latest Revision Fixed to Painted Fibre Cement Facia Board Together with standard accessories discharging into Rainwater Downpipes.

Downpipe: 110 x 110 x 0.8mm Thick Commercial Grade Galvanized Steel Sheet With Class Z275 Galvanizing To Comply With SABS 934 or Latest Revision to or built into walls or cast in concrete columns fixed to brickwork or steel including brackets and self-tapping screws to Manufacturer Installation instructions.

Facia board: 250 x 10 mm Fibre Cement Facia/Barge Board. Screw Fixed To Tuss Ends & Counter Batten With Countersunk Brass Screws. Prepare & Apply One Universal Undercoat & Two Coats Super Acrylic P.V.A.



ROOF PLAN:
Scale 1:100.



FLOOR FINISHES PLAN:
Scale 1:100.

FLOOR FINISHES LEGEND:

	CERAMIC TILES TYPE F1 AS PER FINISHES SCHEDULE.
	PORCELAIN TILES TYPE F2 AS PER FINISHES SCHEDULE.

ISSUED FOR TENDER

LEGEND

- NEW WALLS
- EXISTING WALL TO BE RETAINED
- EXISTING WALL TO BE DEMOLISHED
- NEW FIXTURES & FITTING TO BE INSTALLED
- ITEMS IN RED AND (OR) DASHED LINES ARE TO BE REPAIRED AND (OR) REPLACED

NOTES
ALL DIMENSIONS ARE IN MILLIMETERS UNLESS OTHERWISE STATED
DIMENSIONS TO BE READ, NOT TO SCALED FROM THIS DRAWING
CONTRACTORS TO CONFIRM ALL DIMENSIONS ON SITE BEFORE CONSTRUCTION COMMENCES & ANY DISCREPANCY TO BE REPORTED TO THE PROJECT ARCHITECT

FINISHES LEGEND

CEILING FINISH	C	FLOOR FINISH	F
WALL FINISH	W	WALL SKIRTING FINISH	S

SIGNATURE TABLE

DISCIPLINE	SIGN	DATE
CLIENT		
PLAN EXAMINER		
FIRE CONTROL		
ENVIRONMENTAL		
ROADS STORMWATER		
WATER & SANITATION		

REVISIONS

REV. NO.	DATE	DESCRIPTION
C	NOV 19	APPROVED SCOPING REPORT
B	JULY 19	AMENDMENTS TO DESIGN LAYOUT
A	SEPT 17	FIRST ISSUE OF DRAWING

LIMPOPO
PROVINCIAL GOVERNMENT
REPUBLIC OF SOUTH AFRICA

DEPARTMENT OF PUBLIC WORKS, ROADS & INFRASTRUCTURE
INSTITUTION
NGKONYELETSI SECONDARY - 924 642 329

RESTORATIVES, REPAIRS & ADDITIONS

CONTRACT - SECTION

DOCUMENTATION & PROCUREMENT

DISCIPLINE: **ARCHITECTURAL** 4

WORK DESCRIPTION - SUB DIVISION: **MEDIUM ADMINISTRATION BLOCK**

DRAWING DESCRIPTION: **ROOF & FLOOR FINISHES AYOU**

DRG No. 301-02 **02/10** **ITEM No.**

DESIGN	NA	KSN	DRAWN
SCALE	AS SHOWN	ES	CHECK

DATE: NOV 2019 RESPONSIBLE PROFESSIONAL NAME: T. MANYADZA SIGN: PR. NUMBER: P/Arch 43981757

DRAWING CO-ORDINATED

CONSULTANT

TECTURA - INTERNATIONAL!

CAUTION: INFORMATION CONTAINED HEREIN IS UNCLASSIFIED EXCEPT WHERE SHOWN OTHERWISE. IT IS THE PROPERTY OF TECTURA INTERNATIONAL AND IS TO BE USED ONLY FOR THE PROJECT AND NOT BE REPRODUCED OR TRANSMITTED IN ANY FORM OR BY ANY MEANS, ELECTRONIC OR MECHANICAL, INCLUDING PHOTOCOPYING, RECORDING, OR BY ANY INFORMATION STORAGE AND RETRIEVAL SYSTEM. WITHOUT PERMISSION IN WRITING FROM TECTURA INTERNATIONAL, NO PART OF THIS DOCUMENT MAY BE REPRODUCED OR TRANSMITTED IN ANY FORM OR BY ANY MEANS, ELECTRONIC OR MECHANICAL, INCLUDING PHOTOCOPYING, RECORDING, OR BY ANY INFORMATION STORAGE AND RETRIEVAL SYSTEM.

ALSO IN NAIROBI, KENYA AND Gaborone, BOTSWANA

CONTRACTOR

CAD SYSTEM	AUTOCAD	FILE NAME	
SIZE	PROJECT NUMBER	REV	
A1	LDPW - PROF/16002/016	0	

ISSUED FOR TENDER



LEGEND

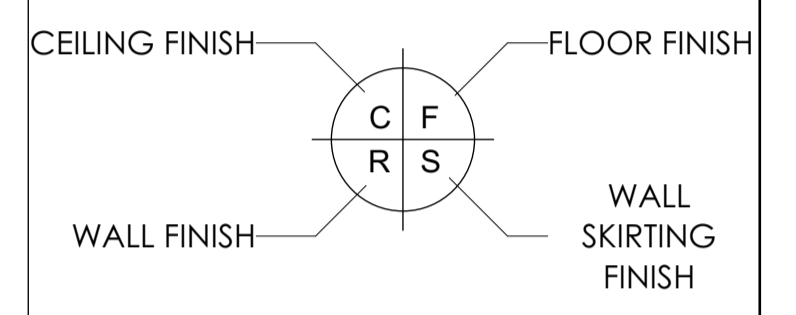
- NEW WALLS
- EXISTING WALL TO BE RETAINED
- EXISTING WALL TO BE DEMOLISHED
- NEW FIXTURES & FITTING TO BE INSTALLED
- ITEMS IN RED AND (OR) DASHED LINES ARE TO BE REPAIRED AND (OR) REPLACED

NOTES
ALL DIMENSIONS ARE IN MILLIMETERS UNLESS OTHERWISE STATED

DIMENSIONS TO BE READ, NOT TO SCALED FROM THIS DRAWING

CONTRACTORS TO CONFIRM ALL DIMENSIONS ON SITE BEFORE CONSTRUCTION COMMENCES & ANY DISCREPANCY TO BE REPORTED TO THE PROJECT ARCHITECT

FINISHES LEGEND




SIGNATURE TABLE

DISCIPLINE	SIGN	DATE
CLIENT		
PLAN EXAMINER		
FIRE CONTROL		
ENVIRONMENTAL		
ROADS STORMWATER		
WATER & SANITATION		

REV. NO.	DATE	DESCRIPTION
C	NOV 19	APPROVED SCOPING REPORT
B	JULY 19	AMENDMENTS TO DESIGN LAYOUT
A	SEPT 17	FIRST ISSUE OF DRAWING

REVISIONS



DEPARTMENT OF PUBLIC WORKS, ROADS & INFRASTRUCTURE
INSTITUTION
NGKONYELETSE SECONDARY - 924 642 329

RESTORATIVES, REPAIRS & ADDITIONS

DOCUMENTATION & PROCUREMENT

DISCIPLINE	4
WORK DESCRIPTION - SUB DIVISION	
DRAWING DESCRIPTION	
SECTIONS A, B & C	

DRG No.	301-03	03/10	ITEM No.
DESIGN	NA	KSN	DRAWN
SCALE	AS SHOWN	ES	CHECK
DATE	NOV 2019	T. MANYADZA	PR. NUMBER 43981757

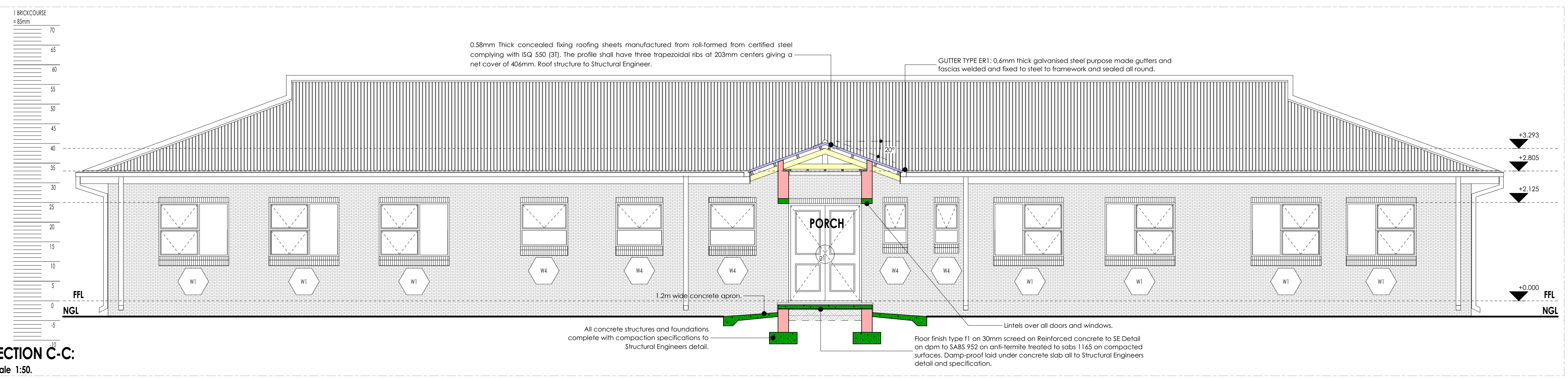
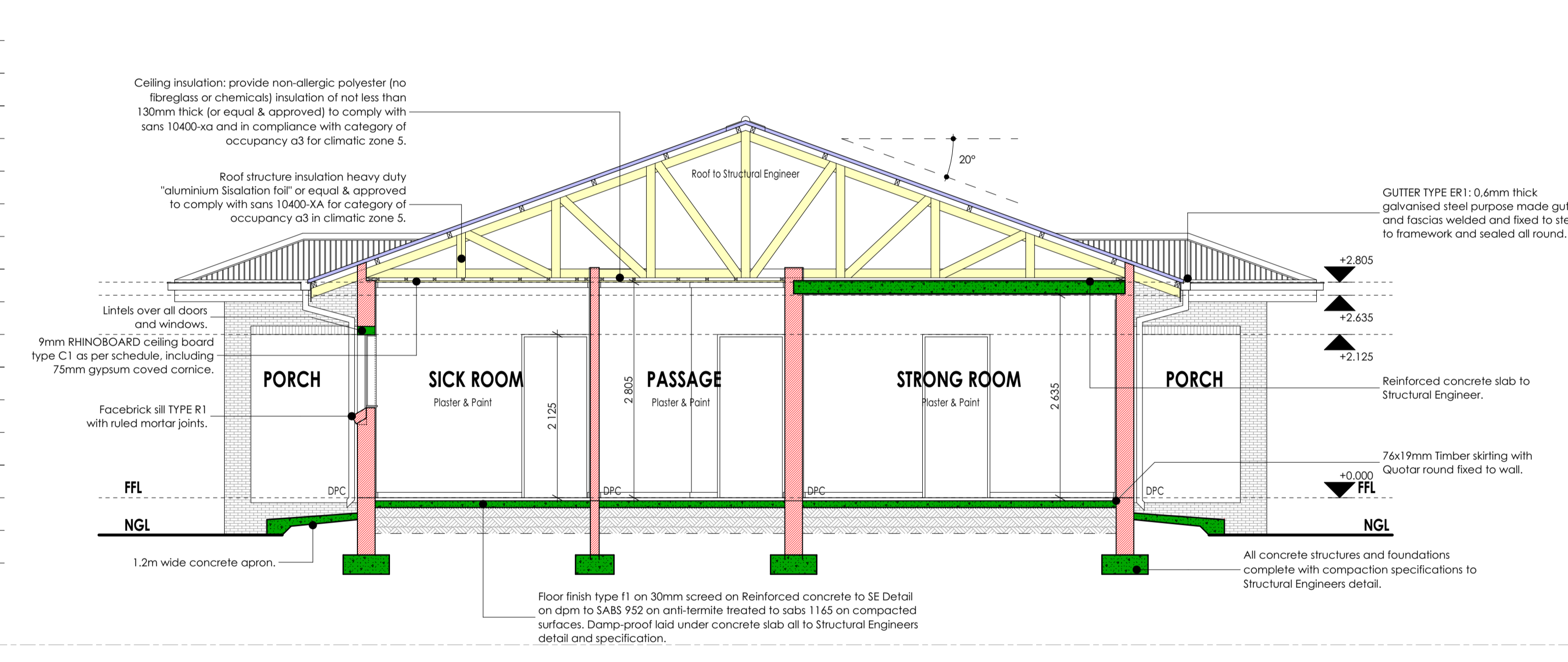
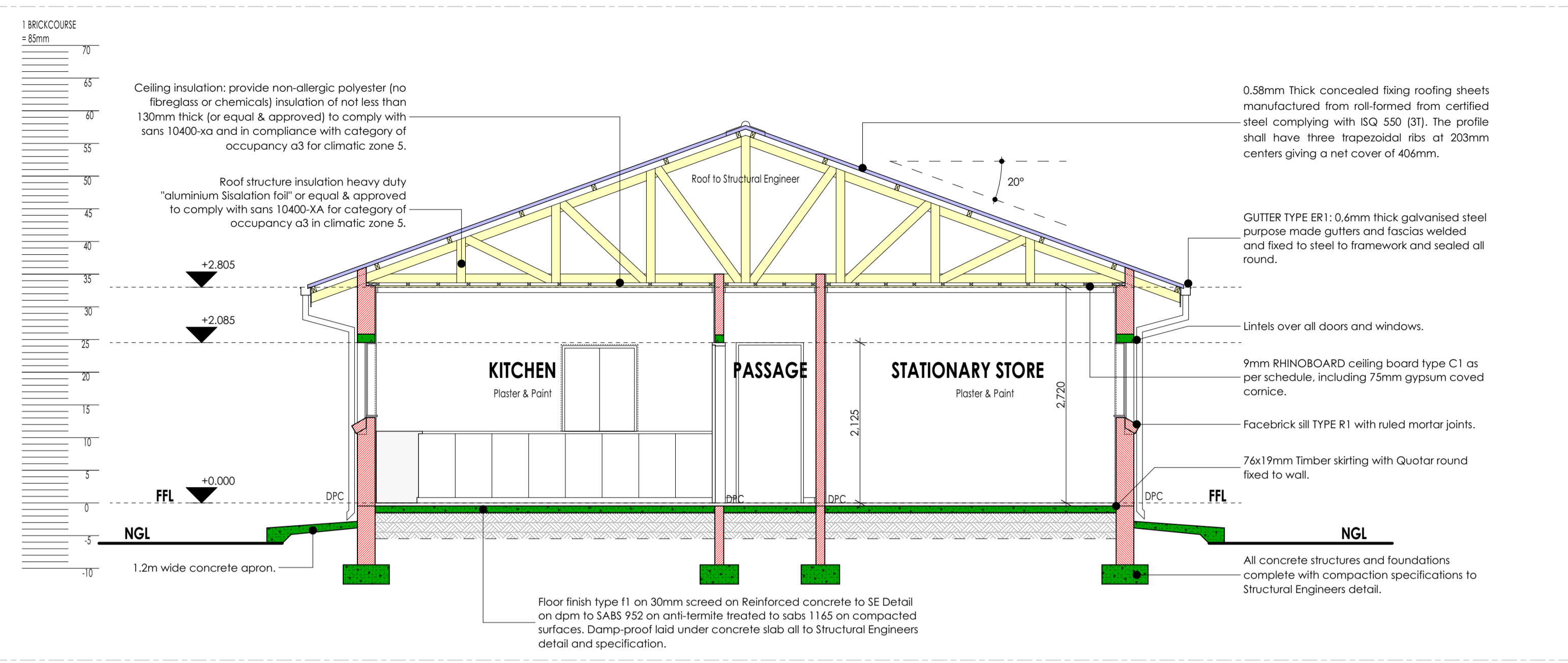
CONSULTANT

TECTURA - INTERNATIONAL

ALSO IN NAIROBI, KENYA AND GABORONE, BOTSWANA

CONTRACTOR

CAD SYSTEM	AUTOCAD	FILE NAME
SIZE	PROJECT NUMBER	REV
A1	LDPW - PROF/16002/D16	0



FINISHES LEGEND

- FLOORS:**
F1: PORCELAIN TILES - MATI (CONTOUR RESISTANT & ANTI-SLIPPER)
 420 x 420 11.5mm kiln-fired floor tiles or similar approved by architects, fixed with adhesive, painted with tinted waterproof jointing compound. Grouting to be grey. Tiles should have expansion joint and aluminium edging strip.
F2: PORCELAIN TILES - MATI
 600 x 600 10mm thick matt porcelain tile to comply with SABS 1449 laid on approved pattern by an approved specialist to comply with SABS 107 and approved adhesives and grout on screeds. With Thickness/Specification in strict compliance to manufacturers instructions and SABS specification. Fittings to include, ribbed angle files where there is change of level & Movement Joints of 6mm Wide With Patent Aluminium Movement Joints Ships Consisting Of Synthetic Fibre Inserts Installed At Intervals As Per Manufacturer's Instruction. Colour and pattern to architects approval.
F3: CARPETILES
 500mm x 500mm x 1005 PFX staple fibre carpet tiles to comply with SABS 1419 (heavy commercial) consisting of fibres set out on waterproof vinyl backing and to comply with EN 1307 Wear Class 4 (heavy duty), laid with approved adhesive on 30mm thick cement screeds in strict compliance with manufacturer's instructions. Carpet tiles to conform to BS 4790 on fire rating, and DIN 54824 on wear test and 50 body test at 25% RH on static electricity. Colour and pattern to architects approval.
F4: CEMENT SAND SCREED
 30mm thick polished cement sand screed with 13mm Stone Nominal aggregate for Topping to comply with SABS 1083 or latest revision for concrete.
F5: EXTERIOR MULTI COLOURED CONCRETE INTERLOCKING PAVERS
 65mm thick multi-coloured concrete pavers laid on sand bedding to civil/structural engineer's specification in approved pattern and compacted to approval and grouted in strict accordance to manufacturer's specifications. All to be manufactured and installed in strict compliance to SABS 1058 or Latest Revision.
F6: GRANOLITHIC FINISH
 22mm thick unsealed Granolithic finish composed of one part cement, one part fine sand, two parts coarse sand and one part granite that would pass through a 5mm mesh sieve laid by specialist in panels not exceeding 10m², divided with approved brass dividing strips. All to be manufactured and installed in strict compliance to the latest SABS approved standards. Colour, pattern and aggregate size to architects approval.
F7: INTERLOCKING PAVERS (RIGID PAVING/VEHICULAR WAYS)
 220mm x 197mm x 60mm thick concrete interlocking pavers, 25 mpa, manufactured to SABS spec 1058, laid on sand bedding to civil/structural engineer's specification to a 'herringbone' pattern to the Architect's approval.
F8: SEMI FLEXIBLE VINYL SHEETING (CORROSION RESISTANT/ANTI-SLIPPER)
 2.5mm Thick Heavy Traffic Use, Contour Resistant & Anti-Slippery Vinyl Sheeting Semi-Flexible To Comply With SABS 584. With Static Dissipative Properties Throughout Thickness. Engineered for ESD or ID (anti-static) Protection Vinyl Sheet. Laid on Self Levelled Smooth Screed glued with conductive adhesive to SABS 070 or Latest Revision in Accordance to Manufacturer's Instructions And Installed By Approved Specialist. Joints Shall be Welded as Per Manufacturer's Specifications With No more than 2mm Gap. Clean & Polished Floor in Compliance With SABS 1042, Colour To Architect Approval On Sample Presentation. Contractor to provide Certificate of Static Current Conductivity. Contractor to provide Certificate of Static Current Conductivity, Contactor to provide Certificate of Static Current Conductivity, Contactor to provide Certificate of Static Current Conductivity, Contactor to provide Certificate of Static Current Conductivity, Contactor to provide Certificate of Static Current Conductivity.
F9: GRAVEL FINISH ON SAND LAYER
 32mm Gravel On Compacted Sand Layer Base as Per PFE Details installed in All Duct Chambers Accommodating Sanitary Services.

SKIRTING:

- S1: HARDWOOD OR EQUAL AND APPROVED**
 18 x 15mm x 20mm Moulded Hardwood Skirting to comply with SANS 1099 fixed to walls in long lengths with splayed heading joints and mitred corners with screws and plugs at centres not exceeding 400mm, and fixed with a 19mm x 19mm quadrant bedding. The skirting to be varnished with 3No. coats of egg shell clear varnish to comply with SABS/SANS 381 type 1.
S2: CERAMIC TILE SKIRTING
 600mm wide x 102mm high x 7mm thick matt porcelain tile to comply with SABS 1447 laid with approved adhesives and grout on 22mm thick screeds in strict compliance to manufacturer's instructions and SABS specification, with cove base and height 100mm. Complete with corner and top trims. Fittings to include, ribbed angle files where there is change of level. Colour and pattern to architects approval.
S3: CEMENT SAND SCREED
 75 mm high x 20 mm thick hardened cement sand screed skirting covered at 20 mm dia. to form a continuous joint with the adjoining screed floor finish to FA's approval. All to be manufactured and installed in strict compliance With SABS 1083 or latest revision.

WALL FINISHES:

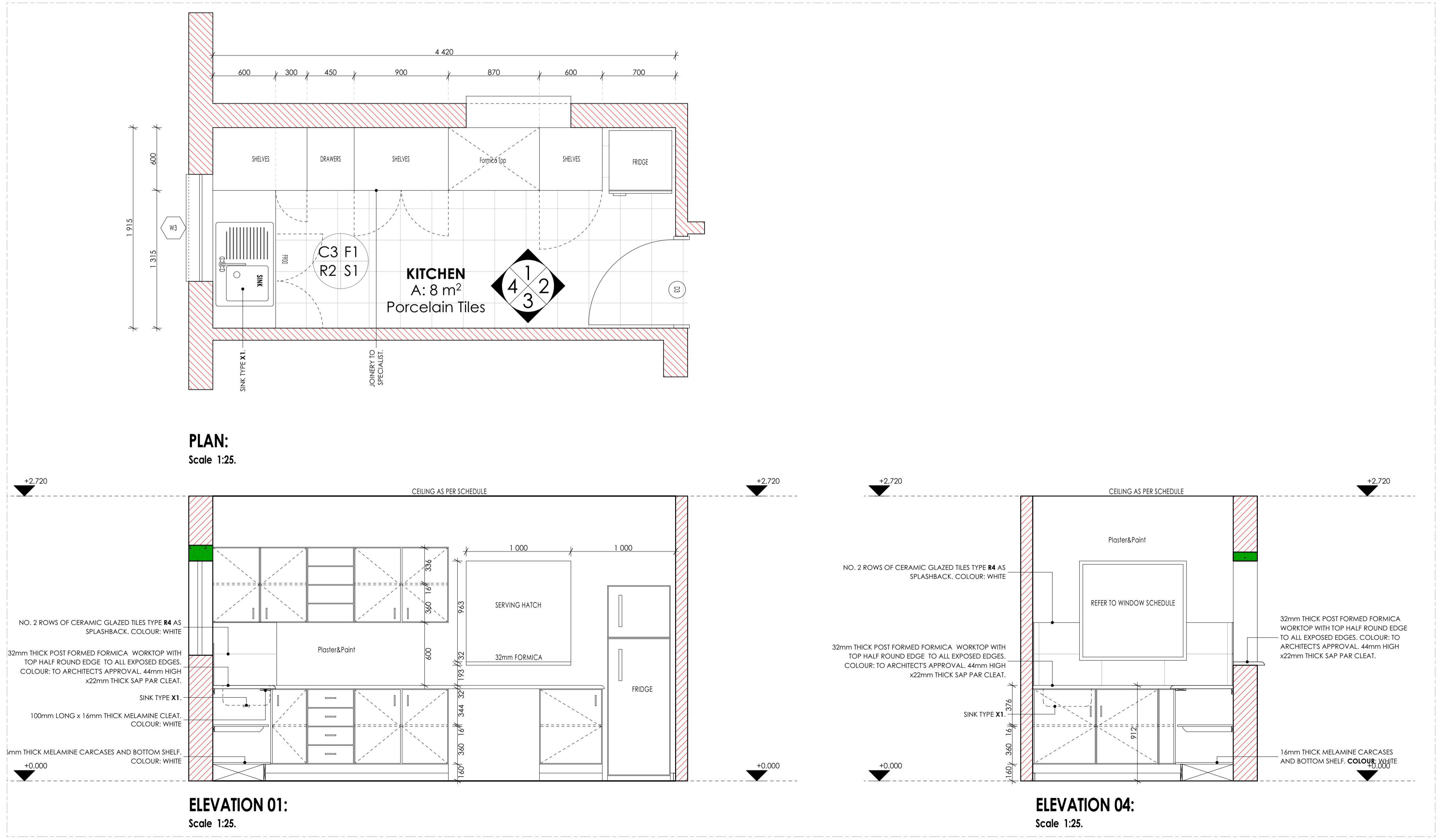
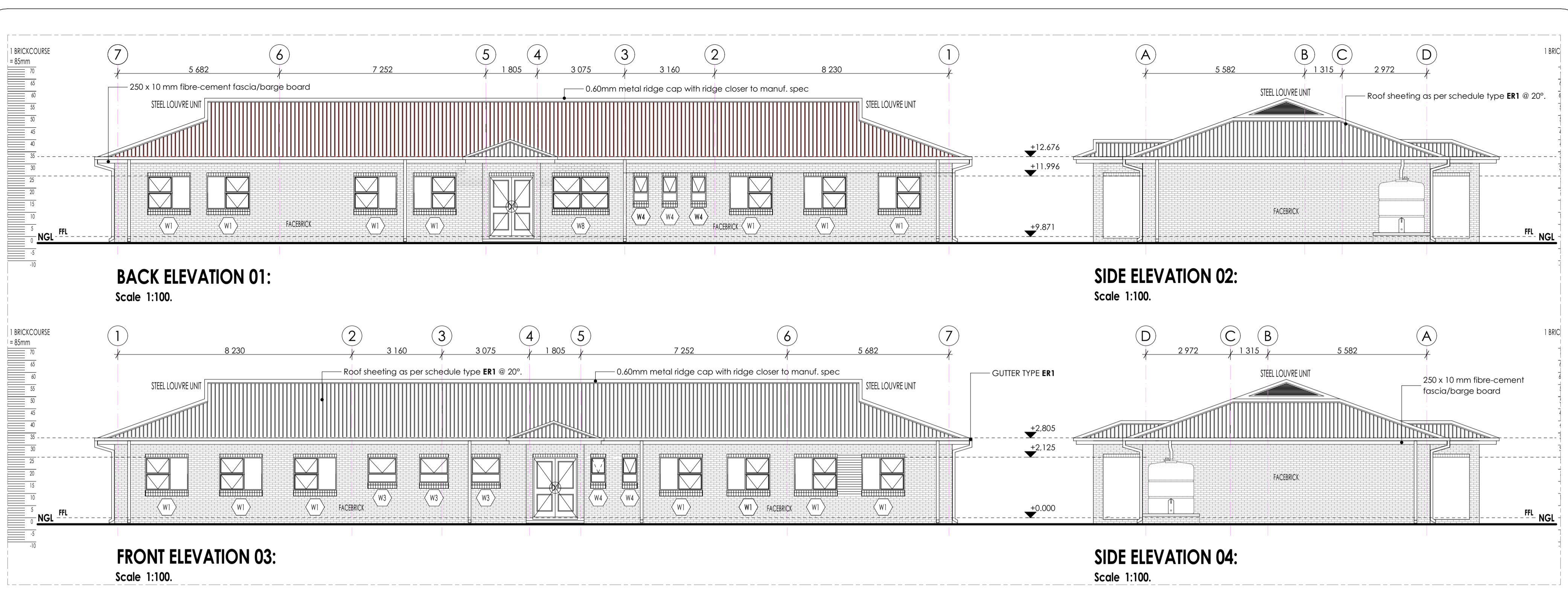
- R1: FACE BRICK**
 F&X face brick in common running bond to comply with SABS 227 and forming part of the structural work.
R2: EMULSION (PVA) PAINT - FULL HEIGHT
 2 no. coats of PVA matt finish emulsion paint to SABS 1584 applied on plastered surface primed and with 1 no. coat undercoat to SABS 681 grade1, in accordance to manufacturer's instructions.
R3: ENAMEL PAINT
 2 no. coats matt (egg shell) finish alkyd (enamel) paint to SABS 630, type 2 applied on plastered surfaces with 1 no coat alkali resistant primer to SABS 1416 and 1 no. coat undercoat to SABS 681 grade1, in accordance to manufacturer's instructions.
R4: GLAZED CERAMIC WALL TILES / ENAMEL PAINT COMBO
 Combination of 600mm wide x 300mm x 7mm thick high glazed ceramic tiles To Specification "R5", laid on 15 mm thick plaster prepared to receive wall tiles fixed with approved adhesives and grout in compliance to manufacturer's specifications and government standard specifications laid from finish floor level to window level AND ENAMEL paint to specification "R3" To Comply with SABS 630 or latest revision applied from 2100 mm above finished floor level to ceiling height all in strict compliance to manufacturer's instructions. All to be manufactured and installed in strict compliance to the latest SABS Standards.
R5: CERAMIC WALL TILES - FULL HEIGHT
 600mm x 300mm x 7mm thick high glazed ceramic tiles to comply with SABS 22 or Latest revision, laid on 15 mm thick plaster prepared to receive wall tiles fixed with approved adhesives and grout in compliance to manufacturer's specifications and government standard specifications. Tiles to be laid to full ceiling height. All to be manufactured and installed in strict compliance SABS 22 Standard. All to be manufactured and installed in strict compliance to the latest SABS Standards.

CEILING AND CORNICE:

- C1: 7mm GYPSUM BOARDS FLUSH PLASTERED CEILINGS OR EQUAL AND APPROVED**
 Gyproc Classic gypsum plasterboard ceiling EQUAL & APPROVED consisting of 1 layer Gyproc RhinoBoard 9mm (locally manufactured, ISO 9001 & 14001 certification, recycled paper content, EcoSpecifier listing) fixed to timber bracing installed at maximum 300mm centres using Gyproc RhinoBoard Sharp Point Grabber Screws 32mm at maximum 150mm centres. Apply, Gyproc RhinoTape to all joints and skim the ceiling using Gyproc RhinoLite.
C2: FIBRE CEMENT BOARDS (H-JOINTED)
 6.4mm thick Gyproc Prestige 5 fibre cement ceiling boards or EQUAL & APPROVED consisting of 1 layer Gyproc RhinoBoard 9 mm (locally manufactured, ISO 9001 & 14001 certification, recycled paper content, EcoSpecifier listing, non-combustible to SANS 10177:5) fixed to Ek 38mm x 50mm timber bracing installed at maximum 400mm centres using Gyproc RhinoBoard Sharp Point Grabber Screws 32mm at maximum 150mm centres with all necessary accessories, finished with 3 No. coats of super PVA external quality paint colour to PA's approval. Gyproc RhinoTape to all joints and skim the ceiling using Gyproc RhinoLite.
C3: PATENT SUSPENDED ACOUSTIC TILES OR EQUAL AND APPROVED
 1200mm x 600mm x 15mm Gyproc Calceus Pro Prefinished or Fire finished OR EQUAL & APPROVED laid into Donn ceiling grid and secured into place using Donn Hold Down Clips @ 200mm c/c. Donn Wall Edge M6 fixed to the perimeter wall using fixings at 300mm centres. Donn 138 FR Main Tees @ 4mm thickness, 2150 g/m² coating, locally manufactured, recycled content, ISO 9001 & 14001 certification) at 1200 centres & Donn T3BV (1200 long) Cross Tees at 600 centres. Suspend main tees @ 1200mm c/c using Donn Hanger Strap 19mm suitably fixed to the building structural members. Donn Galvanized Hanger Strap 19mm at maximum 150mm on both sides of the fire notch. All fire notches to be in line. Suspend all full length 1200 Cross Tees at their mid-point using Donn Hanger Strap 19mm suitably fixed to the building structural members. All to comply with latest SANS 803 including all necessary accessories and installed in strict accordance to manufacturer's specifications.
C4: EMULSION (PVA) PAINT OR EQUAL AND APPROVED
 Emulsion (PVA) Paint on Skimmed Plastered Sto 3No. coats of PVA emulsion ceiling paint to latest SANS 1584 approved on 6mm thick light weight hemi-hydrate gypsum plaster on concrete slab soffit.

ROOF COVERING AND INSULATION:

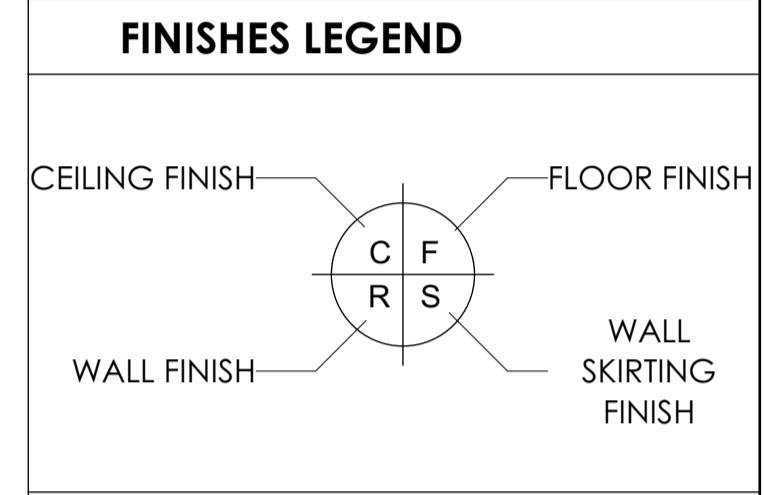
- R1: EMBOSSED ROOFING SHEET (TWO SIDES)**
Roofing Sheets: 1.5mm Thick concealed fixing roofing sheets manufactured from roll-formed from certified steel complying with ISO 550 (E1). The profile shall have three trapezoidal ribs at 200mm centres giving a net cover of 450mm. The rib height shall be 41mm and provide cavity breaks. The main ribs shall have gaps of 285mm centres to ensure a positive double interlocking action of ribs/laps. Each pan shall incorporate two stiffener ribs. Profiled roof sheets to be coated on both sides with "Global Coat" or "Chromalok Colour" and laid on structural timber/steel structure incorporating all necessary accessories such as flashings and eave closers in strict compliance to manufacturer's instructions.
Insulation: SHALL EITHER BE: 1. where there are acoustic ceilings suspended above a heavy duty Aluminium slatston foil shall be installed AND 2. where the steel work is exposed, a 50mm "FactoryBoard" manufactured from noncombustible glass fibres and thermo-setting resin binder supplied size 400mm x 1200mm and 80kg/m³ and finished with white meltable foil.
Galvanized Steel (GI) Gutter: 150mm Wide x 100mm Deep x 0.6mm Eave Gutter of Commercial Grade Steel With Class Z275 Galvanizing To Comply With SABS 934 or latest Revision Fixed To Painted Fibre Cement Fascia Board Together with standard accessories discharging into Rainwater Downpipes.
Downpipes: 110 x 110 x 0.6mm Thick Commercial Grade Galvanized Steel Sheet With Class Z275 Galvanizing To Comply With SABS 934 or Latest Revision to or built into walls or cast in concrete columns fixed to brickwork or steel including brackets and self-lapping screws to Manufacturer Installation Instructions.
Fascia board: 250 x 10 mm Fibre Cement Fascia/Barge Board. Screw Fixed To Tuss Ends & Corner Butters With Countersunk Brass Screws. Prepare & Apply One Universal Undercoat & Two Coats Super Acrylic P.V.A.



ISSUED FOR TENDER

- LEGEND**
- NEW WALLS
 - EXISTING WALL TO BE RETAINED
 - EXISTING WALL TO BE DEMOLISHED
 - NEW FIXTURES & FITTING TO BE INSTALLED
 - ITEMS IN RED AND (OR) DASHED LINES ARE TO BE REPAIRED AND (OR) REPLACED

NOTES
 ALL DIMENSIONS ARE IN MILLIMETERS UNLESS OTHERWISE STATED
 DIMENSIONS TO BE READ, NOT TO SCALED FROM THIS DRAWING
 CONTRACTORS TO CONFIRM ALL DIMENSIONS ON SITE BEFORE CONSTRUCTION COMMENCES & ANY DISCREPANCY TO BE REPORTED TO THE PROJECT ARCHITECT



SIGNATURE TABLE

DISCIPLINE	SIGN	DATE
CLIENT		
PLAN EXAMINER		
FIRE CONTROL		
ENVIRONMENTAL		
ROADS STORMWATER		
WATER & SANITATION		

REVISIONS

REV. NO.	DATE	DESCRIPTION
C	NOV 19	APPROVED SCOPING REPORT
B	JULY 19	AMENDMENTS TO DESIGN LAYOUT
A	SEPT 17	FIRST ISSUE OF DRAWING

LIMPOPO
 PROVINCIAL GOVERNMENT
 REPUBLIC OF SOUTH AFRICA
 DEPARTMENT OF
PUBLIC WORKS, ROADS & INFRASTRUCTURE
 INSTITUTION
NGKONYELETE SECONDARY - 924 642 329

RESTORATIVES, REPAIRS & ADDITIONS

CONTRACT - SECTION

DOCUMENTATION & PROCUREMENT

DISCIPLINE: **ARCHITECTURAL** 4

WORK DESCRIPTION - SUB DIVISION: **MEDIUM ADMINISTRATION BLOCK**

DRAWING DESCRIPTION: **ELEVATIONS & KITCHEN JOINERY DETAILS**

DRG. No. 301-04 04/10 **ITEM No.**

DESIGN NA **KSN** **DRAWN**

SCALE AS SHOWN **ES** **CHECK**

DATE	RESPONSIBLE PROFESSIONAL NAME	SIGN	PR. NUMBER
NOV 2019	T. MANYADZA		PrArch 43981757

DRAWING CO-ORDINATED

CONSULTANT
TECTURA - INTERNATIONAL!

CAUTION: WORKING HOUSE
 HOUSE NO. 1234
 STREET NAME, TOWN
 CONTACT: 011 123 4567
 EMAIL: info@tectura.com

NORTHWEST PROVINCE: 1234 5678 9012
 SOUTH AFRICA: 1234 5678 9012
 CONTACT: 011 123 4567
 EMAIL: info@tectura.com

NORTHERN CAPE PROVINCE: 1234 5678 9012
 SOUTH AFRICA: 1234 5678 9012
 CONTACT: 011 123 4567
 EMAIL: info@tectura.com

ALSO IN NAIROBI, KENYA AND GABORONE, BOTSWANA

CONTRACTOR

CAD SYSTEM	AUTOCAD	FILE NAME
SIZE	PROJECT NUMBER	REV
A1	LDPW - PROF/16002/016	0



WINDOW SCHEDULE:

Window ID	No. of Windows	Window ID	No. of Windows	Window ID	No. of Windows	Window ID	No. of Windows
W1	14	W2	00	W3	03	W4	05
<p>WINDOW DESCRIPTION</p> <p>Standard "school type" galvanised mild steel top hung window. Manufactured, assembled and delivered to site complete with ironmongery comprising approved hinges, pivoting mechanisms, stays, fasteners and weathers bars to openable panels; plugged and screwed/ built into walling.</p>		<p>WINDOW DESCRIPTION</p> <p>Standard "school type" galvanised mild steel top hung window. Manufactured, assembled and delivered to site complete with ironmongery comprising approved hinges, pivoting mechanisms, stays, fasteners and weathers bars to openable panels; plugged and screwed/ built into walling.</p>		<p>WINDOW DESCRIPTION</p> <p>Standard "school type" galvanised mild steel top hung window. Manufactured, assembled and delivered to site complete with ironmongery comprising approved hinges, pivoting mechanisms, stays, fasteners and weathers bars to openable panels; plugged and screwed/ built into walling.</p>		<p>WINDOW DESCRIPTION</p> <p>Standard "school type" galvanised mild steel top hung window. Manufactured, assembled and delivered to site complete with ironmongery comprising approved hinges, pivoting mechanisms, stays, fasteners and weathers bars to openable panels; plugged and screwed/ built into walling.</p>	
<p>FRAME</p> <p>Standard "school type" galvanised mild steel window frame. Manufactured to comply with SABS 727. Frames to be factory primed with zinc phosphate primer to comply with SABS 1319 before delivery, and finished with one universal undercoat to comply with SABS 681 grade 1, finished with two coats alkylid enamel paint to comply with SABS 630. To manufacturer's specifications. Colour to Architect's approval.</p>		<p>FRAME</p> <p>Standard "school type" galvanised mild steel window frame. Manufactured to comply with SABS 727. Frames to be factory primed with zinc phosphate primer to comply with SABS 1319 before delivery, and finished with one universal undercoat to comply with SABS 681 grade 1, finished with two coats alkylid enamel paint to comply with SABS 630. To manufacturer's specifications. Colour to Architect's approval.</p>		<p>FRAME</p> <p>Standard "school type" galvanised mild steel window frame. Manufactured to comply with SABS 727. Frames to be factory primed with zinc phosphate primer to comply with SABS 1319 before delivery, and finished with one universal undercoat to comply with SABS 681 grade 1, finished with two coats alkylid enamel paint to comply with SABS 630. To manufacturer's specifications. Colour to Architect's approval.</p>		<p>FRAME</p> <p>Standard "school type" galvanised mild steel window frame. Manufactured to comply with SABS 727. Frames to be factory primed with zinc phosphate primer to comply with SABS 1319 before delivery, and finished with one universal undercoat to comply with SABS 681 grade 1, finished with two coats alkylid enamel paint to comply with SABS 630. To manufacturer's specifications. Colour to Architect's approval.</p>	
<p>GLASS</p> <p>4mm CLEAR float glazing fixed with putty to comply with SABS 680. The putty shall be delivered on site in sealed containers marked with the SABS mark.</p>		<p>GLASS</p> <p>4mm CLEAR float glazing fixed with putty to comply with SABS 680. The putty shall be delivered on site in sealed containers marked with the SABS mark.</p>		<p>GLASS</p> <p>4mm OBSCURED float glazing fixed with putty to comply with SABS 680. The putty shall be delivered on site in sealed containers marked with the SABS mark.</p>		<p>GLASS</p> <p>4mm CLEAR float glazing fixed with putty to comply with SABS 680. The putty shall be delivered on site in sealed containers marked with the SABS mark.</p>	
<p>FITTINGS</p> <p>FACTORY FITTED</p>		<p>FITTINGS</p> <p>FACTORY FITTED</p>		<p>FITTINGS</p> <p>FACTORY FITTED</p>		<p>FITTINGS</p> <p>FACTORY FITTED</p>	
<p>BURGLAR BARS</p> <p>STANDARD GALVANISED WELDED STEEL FITTINGS (INTERNAL) 12mm solid square bars fixed on frame with upright members and cross members fixed with temper proof fasteners on all four sides. To be painted to match existing window frame colour external and internal burglar bars according to SABS 1461. Architects to approve sample.</p>		<p>BURGLAR BARS</p> <p>STANDARD GALVANISED WELDED STEEL FITTINGS (INTERNAL) 12mm solid square bars fixed on frame with upright members and cross members fixed with temper proof fasteners on all four sides. To be painted to match existing window frame colour external and internal burglar bars according to SABS 1461. Architects to approve sample.</p>		<p>BURGLAR BARS</p> <p>STANDARD GALVANISED WELDED STEEL FITTINGS (INTERNAL) 12mm solid square bars fixed on frame with upright members and cross members fixed with temper proof fasteners on all four sides. To be painted to match existing window frame colour external and internal burglar bars according to SABS 1461. Architects to approve sample.</p>		<p>BURGLAR BARS</p> <p>STANDARD GALVANISED WELDED STEEL FITTINGS (INTERNAL) 12mm solid square bars fixed on frame with upright members and cross members fixed with temper proof fasteners on all four sides. To be painted to match existing window frame colour external and internal burglar bars according to SABS 1461. Architects to approve sample.</p>	
<p>IRONMONGERY</p> <p>All ironmongery to be supplied by the manufacturer. Articles shall be fixed with screws of similar metal and shall be eased, oiled, adjusted and left in perfect order on completion.</p>		<p>IRONMONGERY</p> <p>All ironmongery to be supplied by the manufacturer. Articles shall be fixed with screws of similar metal and shall be eased, oiled, adjusted and left in perfect order on completion.</p>		<p>IRONMONGERY</p> <p>All ironmongery to be supplied by the manufacturer. Articles shall be fixed with screws of similar metal and shall be eased, oiled, adjusted and left in perfect order on completion.</p>		<p>IRONMONGERY</p> <p>All ironmongery to be supplied by the manufacturer. Articles shall be fixed with screws of similar metal and shall be eased, oiled, adjusted and left in perfect order on completion.</p>	
W5	01	W6	01	W7	01	W4	01
<p>WINDOW DESCRIPTION</p> <p>Custom made aluminium fixed window. Manufactured, assembled and delivered to site complete with ironmongery comprising approved hinges, pivoting mechanisms, stays, fasteners and weathers bars to openable panels; plugged and screwed/ built into walling.</p>		<p>WINDOW DESCRIPTION</p> <p>Custom made aluminium fixed window. Manufactured, assembled and delivered to site complete with ironmongery comprising approved hinges, pivoting mechanisms, stays, fasteners and weathers bars to openable panels; plugged and screwed/ built into walling.</p>		<p>WINDOW DESCRIPTION</p> <p>Custom made aluminium fixed window. Manufactured, assembled and delivered to site complete with ironmongery comprising approved hinges, pivoting mechanisms, stays, fasteners and weathers bars to openable panels; plugged and screwed/ built into walling.</p>		<p>WINDOW DESCRIPTION</p> <p>Standard "school type" galvanised mild steel top hung window. Manufactured, assembled and delivered to site complete with ironmongery comprising approved hinges, pivoting mechanisms, stays, fasteners and weathers bars to openable panels; plugged and screwed/ built into walling.</p>	
<p>FRAME</p> <p>Standard "school type" galvanised mild steel window frame. Manufactured to comply with SABS 727. Frames to be factory primed with zinc phosphate primer to comply with SABS 1319 before delivery, and finished with one universal undercoat to comply with SABS 681 grade 1, finished with two coats alkylid enamel paint to comply with SABS 630. To manufacturer's specifications. Colour to Architect's approval.</p>		<p>FRAME</p> <p>Standard "school type" galvanised mild steel window frame. Manufactured to comply with SABS 727. Frames to be factory primed with zinc phosphate primer to comply with SABS 1319 before delivery, and finished with one universal undercoat to comply with SABS 681 grade 1, finished with two coats alkylid enamel paint to comply with SABS 630. To manufacturer's specifications. Colour to Architect's approval.</p>		<p>FRAME</p> <p>Standard "school type" galvanised mild steel window frame. Manufactured to comply with SABS 727. Frames to be factory primed with zinc phosphate primer to comply with SABS 1319 before delivery, and finished with one universal undercoat to comply with SABS 681 grade 1, finished with two coats alkylid enamel paint to comply with SABS 630. To manufacturer's specifications. Colour to Architect's approval.</p>		<p>FRAME</p> <p>Standard "school type" galvanised mild steel window frame. Manufactured to comply with SABS 727. Frames to be factory primed with zinc phosphate primer to comply with SABS 1319 before delivery, and finished with one universal undercoat to comply with SABS 681 grade 1, finished with two coats alkylid enamel paint to comply with SABS 630. To manufacturer's specifications. Colour to Architect's approval.</p>	
<p>GLASS</p> <p>4mm CLEAR float glazing fixed with putty to comply with SABS 680. The putty shall be delivered on site in sealed containers marked with the SABS mark.</p>		<p>GLASS</p> <p>4mm CLEAR float glazing fixed with putty to comply with SABS 680. The putty shall be delivered on site in sealed containers marked with the SABS mark.</p>		<p>GLASS</p> <p>4mm OBSCURED float glazing fixed with putty to comply with SABS 680. The putty shall be delivered on site in sealed containers marked with the SABS mark.</p>		<p>GLASS</p> <p>4mm CLEAR float glazing fixed with putty to comply with SABS 680. The putty shall be delivered on site in sealed containers marked with the SABS mark.</p>	
<p>FITTINGS</p> <p>FACTORY FITTED</p>		<p>FITTINGS</p> <p>FACTORY FITTED</p>		<p>FITTINGS</p> <p>FACTORY FITTED</p>		<p>FITTINGS</p> <p>FACTORY FITTED</p>	
<p>BURGLAR BARS</p> <p>STANDARD GALVANISED WELDED STEEL FITTINGS (INTERNAL) 12mm solid square bars fixed on frame with upright members and cross members fixed with temper proof fasteners on all four sides. To be painted to match existing window frame colour external and internal burglar bars according to SABS 1461. Architects to approve sample.</p>		<p>BURGLAR BARS</p> <p>STANDARD GALVANISED WELDED STEEL FITTINGS (INTERNAL) 12mm solid square bars fixed on frame with upright members and cross members fixed with temper proof fasteners on all four sides. To be painted to match existing window frame colour external and internal burglar bars according to SABS 1461. Architects to approve sample.</p>		<p>BURGLAR BARS</p> <p>STANDARD GALVANISED WELDED STEEL FITTINGS (INTERNAL) 12mm solid square bars fixed on frame with upright members and cross members fixed with temper proof fasteners on all four sides. To be painted to match existing window frame colour external and internal burglar bars according to SABS 1461. Architects to approve sample.</p>		<p>BURGLAR BARS</p> <p>STANDARD GALVANISED WELDED STEEL FITTINGS (INTERNAL) 12mm solid square bars fixed on frame with upright members and cross members fixed with temper proof fasteners on all four sides. To be painted to match existing window frame colour external and internal burglar bars according to SABS 1461. Architects to approve sample.</p>	
<p>IRONMONGERY</p> <p>All ironmongery to be supplied by the manufacturer. Articles shall be fixed with screws of similar metal and shall be eased, oiled, adjusted and left in perfect order on completion.</p>		<p>IRONMONGERY</p> <p>All ironmongery to be supplied by the manufacturer. Articles shall be fixed with screws of similar metal and shall be eased, oiled, adjusted and left in perfect order on completion.</p>		<p>IRONMONGERY</p> <p>All ironmongery to be supplied by the manufacturer. Articles shall be fixed with screws of similar metal and shall be eased, oiled, adjusted and left in perfect order on completion.</p>		<p>IRONMONGERY</p> <p>All ironmongery to be supplied by the manufacturer. Articles shall be fixed with screws of similar metal and shall be eased, oiled, adjusted and left in perfect order on completion.</p>	

LEGEND

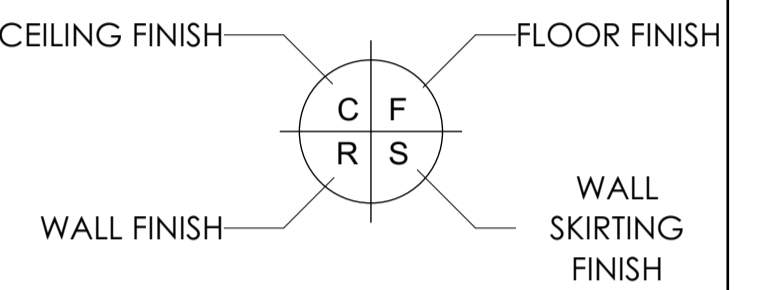
- NEW WALLS
- EXISTING WALL TO BE RETAINED
- EXISTING WALL TO BE DEMOLISHED
- NEW FIXTURES & FITTING TO BE INSTALLED
- ITEMS IN RED AND (OR) DASHED LINES ARE TO BE REPAIRED AND (OR) REPLACED

NOTES
ALL DIMENSIONS ARE IN MILLIMETERS UNLESS OTHERWISE STATED

DIMENSIONS TO BE READ, NOT TO SCALED FROM THIS DRAWING

CONTRACTORS TO CONFIRM ALL DIMENSIONS ON SITE BEFORE CONSTRUCTION COMMENCES & ANY DISCREPANCY TO BE REPORTED TO THE PROJECT ARCHITECT

FINISHES LEGEND



SIGNATURE TABLE

DISCIPLINE	SIGN	DATE
CLIENT		
PLAN EXAMINER		
FIRE CONTROL		
ENVIRONMENTAL		
ROADS STORMWATER		
WATER & SANITATION		

REV. NO.	DATE	DESCRIPTION
C	NOV 19	APPROVED SCOPING REPORT
B	JULY 19	AMENDMENTS TO DESIGN LAYOUT
A	SEPT 17	FIRST ISSUE OF DRAWING

LIMPOPO
PROVINCIAL GOVERNMENT
REPUBLIC OF SOUTH AFRICA

DEPARTMENT OF
PUBLIC WORKS, ROADS & INFRASTRUCTURE
INSTITUTION

NKGONYELETSE SECONDARY - 924 642 329

RESTORATIVES, REPAIRS & ADDITIONS

CONTRACT - SECTION

DOCUMENTATION & PROCUREMENT

DISCIPLINE
ARCHITECTURAL 4

WORK DESCRIPTION - SUB DIVISION
MEDIUM ADMINISTRATION BLOCK

DRAWING DESCRIPTION
WINDOW SCHEDULE

DRG No.	301-06	06/10	ITEM No.
DESIGN	NA	KSN	DRAWN
DATE	AS - SHOWN	ES	CHECK

DATE	RESPONSIBLE PROFESSIONAL NAME	SIGN	PR. NUMBER
NOV 2019	T. MANYADZA		PrArch 43981757

DRAWING CO-ORDINATED

CONSULTANT

TECTURA - INTERNATIONAL

CAPE TOWN 100 WATERLOO ROAD 7945 TEL: +27 (0)21 461 1811 FAX: +27 (0)21 461 1812 www.tectura.com	JOHANNESBURG 100 WATERLOO ROAD 2001 TEL: +27 (0)11 793 2084 FAX: +27 (0)11 793 2085 www.tectura.com	DURBAN 100 WATERLOO ROAD 4001 TEL: +27 (0)31 208 4000 FAX: +27 (0)31 208 4001 www.tectura.com	PORT ELIZABETH 100 WATERLOO ROAD 6001 TEL: +27 (0)41 506 5000 FAX: +27 (0)41 506 5001 www.tectura.com	BLOEMFONTEIN 100 WATERLOO ROAD 9001 TEL: +27 (0)51 461 1811 FAX: +27 (0)51 461 1812 www.tectura.com
---	--	--	--	--

ALSO IN NAIROBI, KENYA AND GABORONE, BOTSWANA

CONTRACTOR

CAD SYSTEM	AUTOCAD	FILE NAME
SIZE	PROJECT NUMBER	REV
A1	LDPW - PROF/16002/D16	0

SANITARY SCHEDULE

WC'S URINALS & SHOWER

I1: CERAMIC STANDARD WC (CC)- CONCEALED CISTERN
Vitreous china 90° outlet WC or equal and approved top inlet closed rim back-to-wall pan. Floor Mounted to comply with SABS 497 & Fitted with 'Jazz Thermostat Plastic Seat'. Fitted with Concealed Flushing Cistern for WC 6-7 litres adjustable with small discharge valve access pneumatic discharge valve installed with dual flush ability & complete with all necessary fittings to manufacturer's specification and applicable SABS standards. Flush valve to be fitted with blank flush plate.

I2: CERAMIC PARAPLEGIC WC
Vitreous china 90° outlet or equal and approved, top inlet closed rim back-to-wall pan to comply with SABS 497. Fitted with Cistern installed complete with all necessary fittings to manufacturer's specification and applicable SABS standards. Flush valve to be fitted with suitable extension lever.

I3: CERAMIC PARAPLEGIC WC (CC)- CONCEALED CISTERN
Vitreous china 90° outlet WC or equal and approved top inlet closed rim back-to-wall pan. Floor Mounted to comply with SABS 497 & Fitted with 'Jazz Thermostat Plastic Seat'. Fitted with Concealed Flushing Cistern for WC 6-7 litres adjustable with small discharge valve access pneumatic discharge valve installed with dual flush ability & complete with all necessary fittings to manufacturer's specification and applicable SABS standards. Flush valve to be fitted with suitable extension lever. blank flush plate & offset push button for paraplegic access.

I4: CERAMIC STANDARD WC (BACK INLET)
Vitreous china 90° outlet back inlet pan to comply with SABS 497. Fitted complete with back inlet exposed flush-valve complete with all necessary fittings as per manufacturer's specifications and applicable SABS standards. Flush valve to be fitted with suitable extension lever.

I5: CERAMIC STANDARD WC (CC)
Vitreous china 90° outlet, back inlet pan to comply with SABS 497 Fitted complete with matching 7 litre pushbutton top dual flush cistern fitted with quality approved heavy duty thermostat 65, seat and complete with all necessary fittings as per manufacturer's specifications and applicable SABS standards.

I6: CERAMIC WALL HUNG URINAL
Vitreous china size 415x135x75 mm wall hang bowl urinal to comply with SABS 497. Supplied with suitable 38mm CP domical grating, CP top inlet spreader and two hanger brackets and fitted with exposed flush-valve, and suitable bottle tap chrome finish as per manufacturer's specifications and applicable SABS standards.

WASH-HAND BASIN

B1: WH & MIXER TAP
Vitreous china size 560 x 415mm rounded 'Tuscany', OR EQUAL AND APPROVE basin to comply with SABS 497 with single tap hole configuration supplied with integrated overflow and chairstay hole through the centre semi-punched supplied with a 'Tuscany' pedestal and fitted with 1 No. 'Cobra' Waterleaf 15mm chrome pushbutton diamond pillar tap with flanged backnut (code KMZ102) metering tap, 307-32 CP anti-thrill plug with spindle, 308 basin waste, 345/42 CP bottle tap, mounting kit and angle valves.

B2: DISABLED BASIN
Vitreous china 510 x 400mm semi rounded lavatory basin to comply with SABS 497, in two tap hole configuration fitted with 2 No. chrome plated Elbow action pillar-tap, with 1/2 turn ceramic disc head and blue & Red indicators water applications and flanged backnut, chrome plated waste, chrome plated 32 mm standing overflow tube, chrome plated bottle tap supplied with all necessary pipe connectors. Fitted with concealed wall bracket in accordance to the manufacturer's specifications.

B3: WHITE GLAZED PORCELAIN WH (VANITY)
Ceramic freecast size 450x350mm oval self-rimming vanity basin to comply with SABS 497 in one tap hole configuration supplied without overflow and fitted with 1 No. chrome plated tap with flanged backnut (code KMZ102) metering tap, mounting kit and angle valves. 400mm long flexible inlets and chrome plated bottle top supplied with all necessary pipe connectors. Basin mounted on cabinet or vanity slab with silicon sealant between contact areas in strict accordance to manufacturer's specifications.

B4: SMALL BASIN & 2 TAP STRAY & SHOWER SET (FOR WORKSHOPS)
Vitreous china size 455x290mm wash basin to comply with SABS 497 in 2-tap hole configuration supplied with integrated overflow and chairstay hole with 2 No. pillar taps, chrome plated anti-thrill plug with spindle plug, stotted basin waste, chrome plated bottle Tap, mounting kit and angle valves with 400mm long flexible inlets supplied with all necessary pipe connectors. All brackets and fixing accessories in strict accordance to the manufacturer's specifications.

B5: HUMIDITY BASIN & 1 No. TAP (FOR LABS)
Ceramic fire clay 560x400mm rectangular heavy duty basin in one tap hole configuration to comply with SABS 497 and R415 hole plugged and fitted with 1 No. pillar tap. Chrome Plated anti-thrill plug with spindle plug, stotted basin waste, chrome plated bottle Tap, mounting kit and angle valves with 400mm long flexible inlets supplied with all necessary pipe connectors. Fitted to wall using 2 No. Semi-concealed cast iron brackets in accordance to the manufacturer's specifications.

B6: MEDIC BASIN & FITTINGS (SICK BAY)
Vitreous china 510 x 400mm semi rounded lavatory basin to comply with SABS 497, in two tap hole configuration fitted with: 2 No. chrome plated Elbow action pillar-tap, with 1/2 turn ceramic disc head and blue & Red indicators water applications and flanged backnut, chrome plated waste, chrome plated 32mm standing overflow tube, chrome plated bottle Tap supplied with all necessary pipe connectors. Fitted with concealed wall bracket in accordance to the manufacturer's specifications.

Combination of sanitaryware, accessories and general fittings comprising of:
• Mirror type K2 • Paper towel dispenser K8 and bin type K3 • Soap dispenser type K9 • Splashback comprising 2 No. rows of wall tile finish type R5 as per finishes schedule and grout in compliance to manufacturer's specifications and government standard specifications. Installation heights as indicated in the drawings.

SINKS:

X1: STAINLESS STEEL SINK
Stainless steel 1000 x 457mm inset single end bowl with recessed drainage ledge and folded edges. Bowl to be fitted to kitchen cupboard (cupboard elsewhere measured). Grade 304 (18/10) Stainless Steel sink to comply with SABS 908 fitted with: Approved Sink mixer- wall type, chrome plated swivel Outlet, adjustable and supplied with suitable gaskets in accordance to manufacturer's specifications. Sink installation height = 900mm AFFL.

X2: STAINLESS STEEL SINK
Stainless steel 1500 x 457mm inset double end bowl with recessed drainage ledge and folded edges. Bowl to be fitted to kitchen cupboard (cupboard elsewhere measured). Grade 304 (18/10) Stainless Steel sink to comply with SABS 908 fitted with: Approved Sink mixer- wall type, with chrome plated overmold swivel Outlet, adjustable wall flanges and supplied with suitable accessories in accordance to manufacturer's specifications. Sink installation height = 900mm AFFL.

X3: CERAMIC SINK
Ceramic freecast 435 x 335 x 180 mm rectangular laboratory sink without overflow, with a centre end waste outlet, fitted to the wall on two semi-concealed brackets supplied with all necessary accessories (all to be acid resistant).

X4: SINGLE WASH THROUGH (WELL) & 2 No. TAPS
820mm x 530mm inset wash trough, manufactured from grade 18/10 SS, stainless steel with radiused internal corners and provision for a 40mm dia. outlet. Fitted with Approved 2No. CP bibtaps - plain extended chrome plated, complete with sliding wall flanges. Un-sloated sink waste with back nut, plug with stimp, chain and stay, CP, P trap, with deep seal and cleaning eye. Rough brass. Sink installation height = 900mm AFFL. Cut out size 535 x 425mm.

X5: DOUBLE WASH THROUGH (WELL) & 2 No. TAPS
1200 x 530 x 200mm Double bowl wall hung wash trough manufactured from grade 304 (18/10) SS, radiused internal corners and provision for a 40mm dia. outlet. Fitted with: Approved 2No wall type bibtaps, with Swivel Outlet, adjustable wall flanges and exposed adjustable connections, CP, Un-sloated sink waste with back nut and plug with stimp, CP. Double drain black rubber deep seal P-Trap. Sink mounted on 2No. 25mm square SS gallow brackets, front leg and adjustable foot piece at height of 915mm AFFL.

SANITARY ACCESSORIES

K1: SS TOILET ROLL HOLDER - 2 ROLL
Stainless steel toilet roll holder (2 roll) 150mm width x 270mm high 275mm depth Toilet Roll Holder manufactured from 18/10 Stainless Steel, surface Satin finish, including screws and dowels and all other necessary accessories in accordance to manufacturer's specifications.

K2: GLASS MIRROR
6mm thick clear floor glass silver-backed mirror, size 450x900mm height with polished bevelled edges 4 times fold for and fixed, with chromium plated dome-headed mirror screws.

K3: 15 WASTE BIN
320W x 525H x 200D Waste bin manufactured from 18/10 Stainless steel, Surface Satin Finish, Material Thickness 1.5mm, including Screws, dowels and all necessary accessories in accordance to manufacturer's specifications.

K4: SANITARY BIN (PLASTIC)
180mm x 200mm x 600mm Plastic Sanitary Pedal Bin with capacity of 100 Liters per pack Complete with all necessary accessories and installed in accordance to manufacturer's specifications.

K5: SOAP HOLDER
Single semi-recessed ceramic soap dish Complete with all necessary accessories and installed in accordance to manufacturer's specifications.

K6: WALL GRAB RAILS-PARAPLEGIC
Stainless steel 914 x 90 x 30mm diameter wall (rear) grab rail, in satin polished finish complete with SS fixing screws and plastic wall plugs. Installed as per manufacturer's instructions.

K7: GRAB RAILS (RIGHT/LEFT HAND)-PARAPLEGIC
Stainless steel 914 x 914 x 25mm diameter (front) hand side toilet grab rail with 450mm high centre flange, in satin polished finish complete with SS fixing screws and plastic wall plugs. Installed as per manufacturer's instructions.

K8: PAPER TOWEL DISPENSER
330mmWx355mmHx230mmD rear and dry paper hand towel dispenser in stainless steel. Complete with screws, locking key, and all necessary accessories and installed in accordance to manufacturer's specifications.

K9: SOAP DISPENSER (HIGH- WALL MOUNTED)
115W x 270H x 110D Stainless steel hands free soap dispenser. Complete with screws, locking key, and all necessary accessories and installed in accordance to manufacturer's specifications.

K10: ALUMINIUM COAT HOOKS (Multi-track)
800mm Wide x 220mm High x 90mm High Aluminium Multi-track Hat and Coat Hook in multi-track two hooks Configuration With Anodised Silver Finish Complete with Screws.

K11: HAND DRYER (Hands free)
As per Electrical Engineers specification

K12: TOWEL RAIL
55mm dia. Polished 900mm long towel rail complete with all necessary accessories in accordance to manufacturer's specifications. Installation height as per architect's drawing.

K13: SHOWER CURTAIN RAIL (slatless)
20mm dia. Standard chromium plated shower curtain rail 1300mm long with flanged ends and screws CP fixing height as per PA's drawing.

GENERAL FIXTURES

G1: DOOR PROTECTOR
200mm wide uPVC Door Protector manufactured in high impact resistant rigid uPVC (Colour Grey) and cut to suit door width from 3m length, installed strictly in accordance to manufacturer's specifications. Installation height 900mm above FF, or as specified.

G2: PROTECTOR SCREEN
Full-down PVC screen 282 x 240 x 185mm (viewing area 2340 x 175mm) with wall-mounted code SCM40 Keystone Brackets Adjustable Set of 2, size 300mm. To be supplied complete with all accessories, and fitted in strict accordance with manufactures instructions.

G3: FINBOARD 1500W X 1000H
Finboard size 1000mm H x 1500mm W comprising of laminated soft board core pinning material beaded all round with anodised aluminium channel surround milled at the corners. To be fitted complete with fixing brackets, screws and wall plugs at 900mm above floor level.

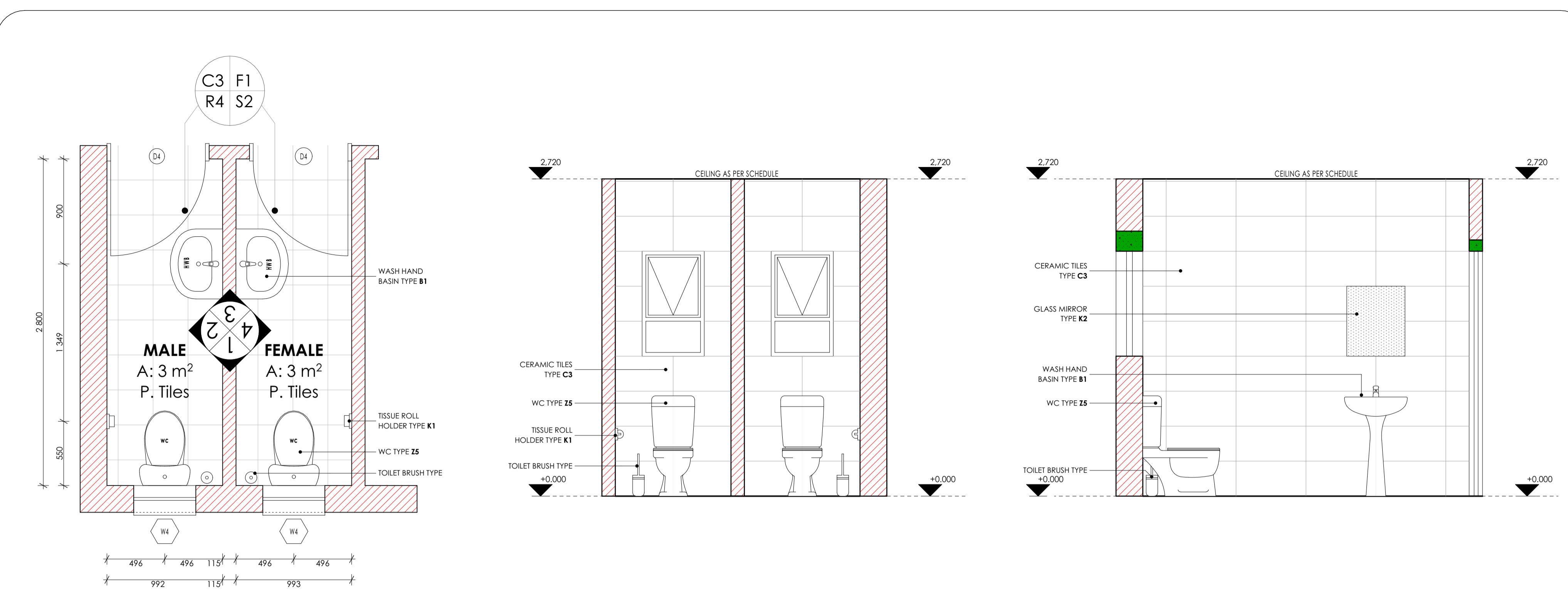
G4: FINBOARD 900W X 1200H
Finboard size 1200mm H x 900mm W comprising of laminated soft board core pinning material beaded all round with anodised aluminium channel surround milled at the corners. To be fitted complete with fixing brackets, screws and wall-plugs at 900mm above floor level.

G5: WINDOW NORMAL BUNDS (vertical fabric)
127 mm vertical deco blinds with anodised aluminium headrail fitted with colour coordinated insert. All runners to be wheeled and fitted with individual clutch mechanism. All runners to be connected by stainless steel links. Till mechanism to be operated by a nylon ball chain with a reduction gear inside a fully enclosed cap. Blinds to be face fixed (fixed over the window opening) by means of concealed type fixing brackets.

G6: FLOOR DRAIN
Cast iron flat type 1/4-flow outlets size 110 mm diameter with centre ball, including connections to downpipes.

G7: 3/8 FLOOR EXPANSION JOINT COVER
Concealed heavy duty stainless steel movement joint strip, with polyurethane infill (colour grey). To be installed within the tile surface over the 20mm expansion joints, in accordance to the manufacturer's specifications.

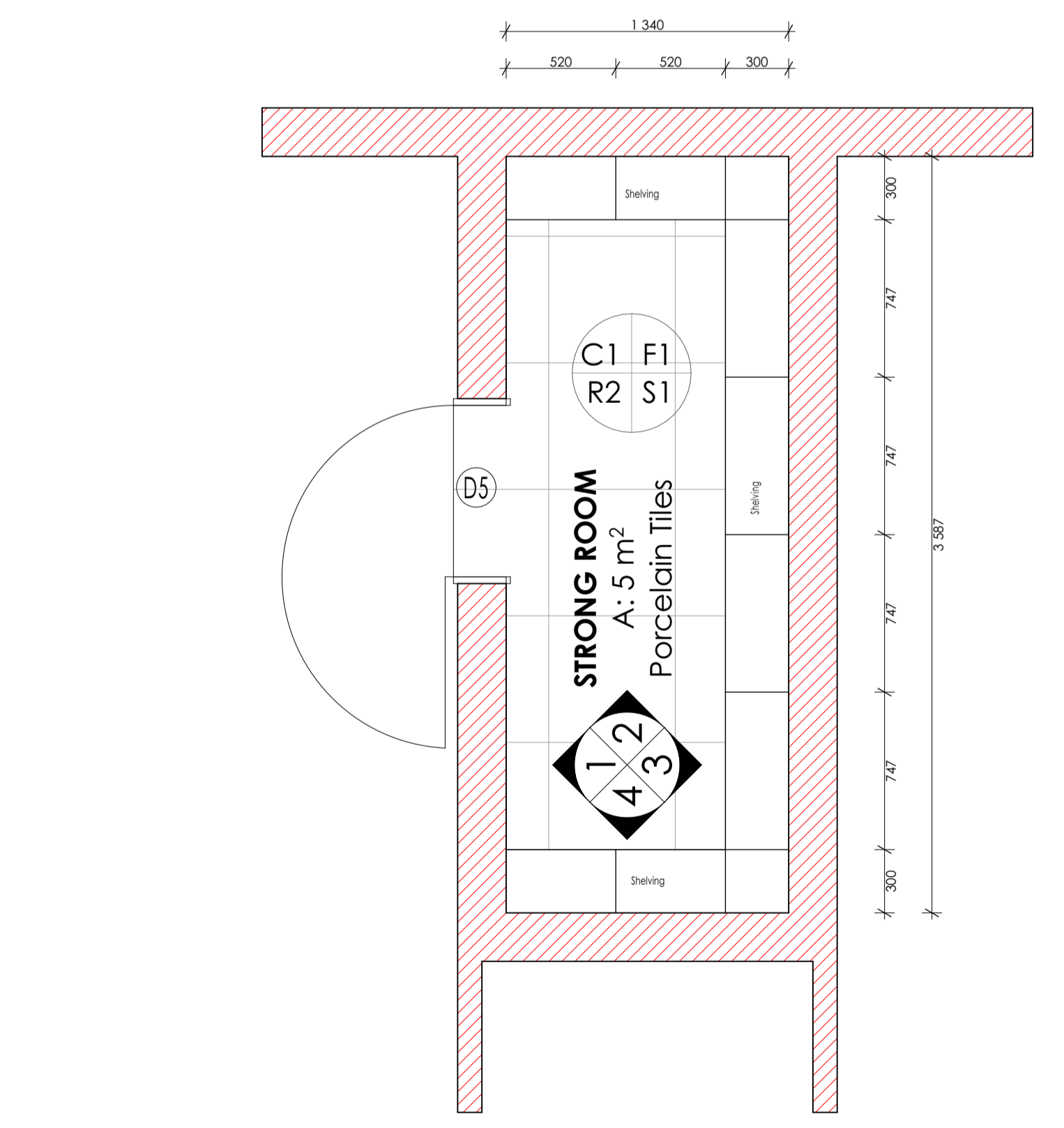
G8: CHALKBOARDS- GREEN SURFACE COLOUR
Vitreous system 1000 standard WHITEBOARD or EQUAL & APPROVED vitreous enamelled steel utility school chalkboards wall-mounted size 480mm x 1140mm high manufactured in accordance with SABS Standards CSZ 30/2004 Edition 4 and suitable for Class 1- Heavy Duty applications, as defined therein. Enamel steel utility chalk board surfaces to be matt and finely structured, olive green in colour (Vitreous Colour Reference - Chalk Board Green LM1797Z), supplied complete with integral anodised aluminium chalk rail (ACR), fixing components and secured in position to brickwork. The Chalk boards are to be fixed in position strictly in accordance to the manufacturer's instructions.




ABLUTIONS PLAN:
Scale 1:25.

ELEVATION 01:
Scale 1:25.

ELEVATION 02:
Scale 1:25.



STRONG ROOM PLAN:
Scale 1:25.



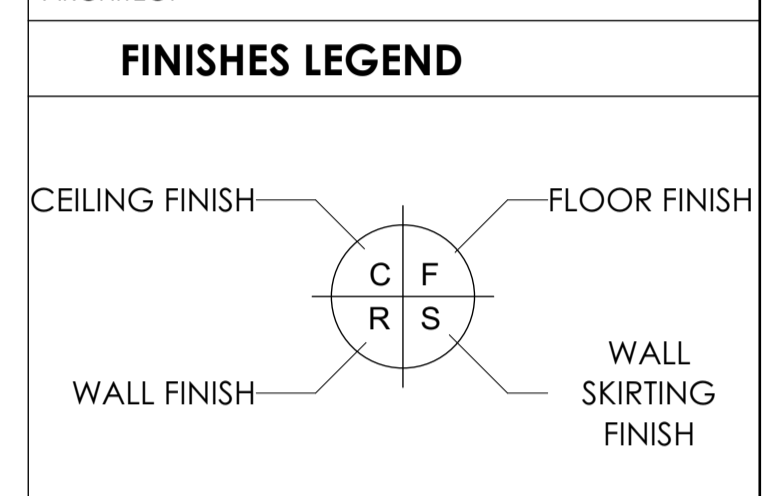
ELEVATION 03:
Scale 1:25.

ISSUED FOR TENDER

LEGEND

- NEW WALLS
- EXISTING WALL TO BE RETAINED
- EXISTING WALL TO BE DEMOLISHED
- NEW FIXTURES & FITTING TO BE INSTALLED
- ITEMS IN RED AND (OR) DASHED LINES ARE TO BE REPAIRED AND (OR) REPLACED

NOTES
ALL DIMENSIONS ARE IN MILLIMETERS UNLESS OTHERWISE STATED
DIMENSIONS TO BE READ, NOT TO SCALED FROM THIS DRAWING
CONTRACTORS TO CONFIRM ALL DIMENSIONS ON SITE BEFORE CONSTRUCTION COMMENCES & ANY DISCREPANCY TO BE REPORTED TO THE PROJECT ARCHITECT



SIGNATURE TABLE

DISCIPLINE	SIGN	DATE
CLIENT		
PLAN EXAMINER		
FIRE CONTROL		
ENVIRONMENTAL		
ROADS STORMWATER		
WATER & SANITATION		

REVISIONS

REV. NO.	DATE	DESCRIPTION
C	NOV 19	APPROVED SCOPING REPORT
B	JULY 19	AMENDMENTS TO DESIGN LAYOUT
A	SEPT 17	FIRST ISSUE OF DRAWING

LIMPOPO
PROVINCIAL GOVERNMENT
REPUBLIC OF SOUTH AFRICA

DEPARTMENT OF
PUBLIC WORKS, ROADS & INFRASTRUCTURE
INSTITUTION

CONTRACT - SECTION
NGKONYELETS SECONDARY - 924 642 329

RESTORATIVES, REPAIRS & ADDITIONS
CONTRACT - SECTION

DOCUMENTATION & PROCUREMENT
DISCIPLINE: **ARCHITECTURAL** 4
WORK DESCRIPTION - SUB DIVISION: **MEDIUM ADMINISTRATION BLOCK**
DRAWING DESCRIPTION: **ABLUTIONS & STRONG ROOM DTLS**

DRG No.	301-07	07/10	ITEM No.
DESIGN	NA	KSN	DRAWN
SCALE	AS SHOWN	ES	CHECK

DATE	RESPONSIBLE PROFESSIONAL NAME	SIGN	PR. NUMBER
NOV 2019	T. MANYADZA		PrArch 43981757

DRAWING CO-ORDINATED

CONSULTANT
TECTURA - INTERNATIONAL!

ALSO IN NAMIBIA, KENYA AND GABORONE, BOTSWANA

CONTRACTOR

CAD SYSTEM	AUTOCAD	FILE NAME
SIZE	PROJECT NUMBER	REV
A1	LDPW - PROF/16002/D16	0

SANITARY SCHEDULE

WC'S URINALS & SHOWER

11: CERAMIC STANDARD WC (CC) CONCEALED CISTERN

Vitreous china 90° outlet WC or equal and approved top inlet closed rim back-to-wall pan. Floor Mounted to comply with SABS 497 & Fitted with 'Jazz Thermalset Plastic Seat'. Fitted with Concealed Flushing Cistern for WC 6-7 litres adjustable with small discharge valve access pneumatic discharge valve installed with dual flush ability & complete with all necessary fittings to manufacturer's specification and applicable SABS standards. Flush valve to be fitted with blank flush plate.

12: CERAMIC PARAPLEGIC WC

Vitreous china 90° outlet or equal and approved, top inlet closed rim back-to-wall pan to comply with SABS 497. Fitted with Cistern installed complete with all necessary fittings to manufacturer's specification and applicable SABS standards. Flush valve to be fitted with suitable extension lever.

13: CERAMIC PARAPLEGIC WC (CC) CONCEALED CISTERN

Vitreous china 90° outlet WC or equal and approved top inlet closed rim back-to-wall pan. Floor Mounted to comply with SABS 497 & Fitted with 'Jazz Thermalset Plastic Seat'. Fitted with Concealed Flushing Cistern for WC 6-7 litres adjustable with small discharge valve access pneumatic discharge valve installed with dual flush ability & complete with all necessary fittings to manufacturer's specification and applicable SABS standards. Flush valve to be fitted with suitable extension lever, blank flush plate & offset push button for paraplegic access.

14: CERAMIC STANDARD WC (BACK INLET)

Vitreous china 90° outlet back inlet pan to comply with SABS 497. Fitted complete with back inlet exposed flush-valve complete with all necessary fittings as per manufacturer's specifications and applicable SABS standards. Flush valve to be fitted with suitable extension lever.

15: CERAMIC STANDARD WC (CC)

Vitreous china 90° outlet, back inlet pan to comply with SABS 497. Fitted complete with matching 7 litre pushbutton top dual flush cistern fitted with quality approved heavy duty thermalset plastic seat and complete with all necessary fittings as per manufacturer's specifications and applicable SABS standards.

16: CERAMIC WALL HUNG URINAL

Vitreous china size 415x135x75 mm wall hung urinal to comply with SABS 497. Supplied with suitable 38mm CP domical grating. CP top inlet spreader and two hanger brackets and fitted with exposed flush-valve, and suitable bottle trap chrome finish as per manufacturer's specifications and applicable SABS standards.

WASH-HAND BASIN

17: WH & MIXER TAP

Vitreous china 560 x 415mm rounded 'Tuscany', OR EQUAL AND APPROVE basin to comply with SABS 497 with single tapole configuration supplied with integrated overflow and chairstole hole through the centre semi-punched supplied with a 'Tuscany' pedestal and fitted with 1 No. 'Cora' Waterfall 15mm chrome pushbutton diamond pillar top with flanged backout (code KM2102) metering tap, 30°-32° CP anti-theft plug with spindle, 308 basin waste, 3454 CP bottle trap, mounting kit and angle valves.

18: DISABLED BASIN

Vitreous china 510 x 400mm semi rounded lavatory basin to comply with SABS 497, in two tap hole configuration fitted with 2 No. chrome plated Elbow action pillar-top, with 1/2 turn ceramic disc head and blue & Red indicators water applications and flanged backout, chrome plated waste, chrome plated 32mm standing overflow tube, chrome plated bottle trap supplied with all necessary pipe connectors. Fitted with concealed wall bracket in accordance to the manufacturer's specifications.

19: WHITE GLAZED PORCELAIN WH (VANITY)

Ceramic freecry size 450x350mm oval self-rimming vanity basin to comply with SABS 497 in one tap hole configuration supplied without overflow and fitted with 1 No. chrome plated tap with flanged backout (code KM2102) metering tap, mounting kit and angle valves. 400mm long flexible inlets and chrome plated bottle top supplied with all necessary pipe connectors. Basin mounted on cabinet or vanity slab with silicon sealant between contact areas in strict accordance to manufacturer's specifications.

20: SMALL BASIN & 2 TAPSTRAY & SHOWER SET (FOR WORKSHOPS)

Vitreous china size 455x290mm wash basin to comply with SABS 497 in 2-tap hole configuration supplied with integrated overflow and chairstole hole with 2 No. pillar tops, chrome plated anti-theft plug with spindle plug, slotted basin waste, chrome plated bottle trap, mounting kit and angle valves with 400mm long flexible inlets supplied with all necessary pipe connectors. All brackets and fixing accessories in strict accordance to the manufacturer's specifications.

21: HUNTER BASIN & 1 No. TAP (FOR LABS)

Ceramic fire clay 560x325mm rectangular heavy duty basin in one tapole configuration to comply with SABS 497 and R4H hole plugged and fitted with 1 No. pillar top. Chrome Plated anti-theft plug with spindle plug, slotted basin waste, chrome plated bottle trap, mounting kit and angle valves with 400mm long flexible inlets supplied with all necessary pipe connectors. Fitted to wall using 2 No. Semi-concealed cast iron brackets in accordance to the manufacturer's specifications.

22: MEDIC BASIN & FITTINGS (SICK BAY)

Vitreous china 510 x 400mm semi rounded lavatory basin to comply with SABS 497, in two tap hole configuration fitted with: 2 No. chrome plated Elbow action pillar-top, with 1/2 turn ceramic disc head and blue & Red indicators water applications and flanged backout, chrome plated waste, chrome plated 32mm standing overflow tube, chrome plated bottle trap supplied with all necessary pipe connectors. Fitted with concealed wall bracket in accordance to the manufacturer's specifications.

Combination of sanitaryware, accessories and general fittings comprising of:

- Mirror type K2 • Paper towel dispenser K8 and bin type K3 • Soap dispenser type K9 • Splashback comprising 2 No. rows of wall life finish type R5 as per finished schedule and gROUT in compliance to manufacturer's specifications and government standard specifications. Installation heights as indicated in the drawings.

SINKS:

X1: STAINLESS STEEL SINK

Stainless steel 1000 x 457mm inset single end bowl with recessed drainage ledge and folded edges. Bowl to be fitted to kitchen cupboard (cupboard elsewhere measured). Grade 304 (18/10) Stainless Steel sink to comply with SABS 906 fitted with: Approved Sink mixer-wall type, chrome plated swivel Outlet, adjustable and supplied with suitable gaskets in accordance to manufacturer's specifications. Sink installation height = 900mm AFFL.

X2: STAINLESS STEEL SINK

Stainless steel 1500 x 457mm inset double end bowl with recessed drainage ledge and folded edges. Bowl to be fitted to kitchen cupboard (cupboard elsewhere measured). Grade 304 (18/10) Stainless Steel sink to comply with SABS 906 fitted with: Approved Sink mixer-wall type, chrome plated overarm swivel Outlet, adjustable wall flanges and supplied with suitable accessories in accordance to manufacturer's specifications. Sink installation height = 900mm AFFL.

X3: CERAMIC SINK

Ceramic freecry 435 x 335 x 180 mm rectangular laboratory sink without overflow, with a centre end waste outlet. fitted to the wall on two semi-concealed brackets supplied with all necessary accessories (all to be acid resistant)

X4: SINGLE WASH TROUGH (Inset) & 2 No. TAPS

820mm x 530mm inset wash trough manufactured from grade 18/10 SS. stainless steel with radiused internal corners and provision for a 40mm dia. outlet. Fitted with Approved 2No. CP bibtaps - plain extended chrome plated, complete with sliding wall flanges. Un-slotted sink waste with back nut, plug with strap, chain and stay. CP, 'P' trap, with deep seal and cleaning eye. Rough brass. Sink installation height = 900mm AFFL. Cut out size 535 x 425mm.

X5: DOUBLE WASH TROUGH (Inset) & 2 No. TAPS

1200 x 530 x 200mm Double bowl wall hung wash trough manufactured from grade 304 (18/10) SS. radiused internal corners and provision for a 40mm dia. outlet. fitted with: Approved 2no wall type bibtaps, with Swivel Outlet, adjustable wall flanges and exposed adjustable connections. CP, Un-slotted sink waste with back nut and plug with strap. CP. Double drain black rubber deep seal 'P'-Trap. Sink mounted on 2no. 25mm square SS gallow brackets, front leg and adjustable foot piece of height of 915mm AFFL.

SANITARY ACCESSORIES

K1: SS TOILET ROLL HOLDER - 2 ROLL

Standard stainless steel toilet roll holder (2 roll) 150mm width x 270mm high 275mm depth. Toilet Roll Holder manufactured from 18/10 Stainless Steel, surface satin finish, including screws and dowels and all other necessary accessories in accordance to manufacturer's specifications.

K2: GLASS MIRROR

6mm thick clear floor glass silver-backed mirror, size 450x900mm height with polished bevelled edges 4 times holed for and fixed, with chromium plated dome-headed mirror screws

K3: SS WASTE BIN

320W x 525H x 200D Waste bin manufactured from 18/10 Stainless steel, Surface Satin Finish, Material Thickness 1.5mm, including Screws, dowels and all necessary accessories in accordance to manufacturer's specifications.

K4: SANITARY BIN (PLASTIC)

190mm x 200mm x 600mm Plastic Sanitary Pedal Bin with capacity of 100 Liters per pack Complete with all necessary accessories and installed in accordance to manufacturer's specifications.

K5: SOAP HOLDER

Single semi-recessed ceramic soap dish Complete with all necessary accessories and installed in accordance to manufacturer's specifications.

K6: WALL GRAB RAILS-PARAPLEGIC

Stainless steel 914 x 90 x 30mm diameter wall (rear) grab rail, in satin polished finish complete with SS fixing screws and plastic wall plugs. Installed as per manufacturer's instructions.

K7: GRAB RAILS (RIGHT/LEFT HAND)-PARAPLEGIC

Stainless steel 914 x 914 x 25mm diameter (right/left hand) side toilet grab rail with 450mm high centre flange, in satin polished finish complete with SS fixing screws and plastic wall plugs. Installed as per manufacturer's instructions.

K8: PAPER TOWEL DISPENSER

330mmWx355mmHx230mmD Tear and dry paper hand towel dispenser in stainless steel. Complete with screws, locking key, and all necessary accessories and installed in accordance to manufacturer's specifications.

K9: SOAP DISPENSER (WALL MOUNTED)

115W x 270H x 110D Stainless Steel Hands Free soap dispenser. Complete with screws, locking key, and all necessary accessories and installed in accordance to manufacturer's specifications.

K10: ALUMINIUM COAT HOOKS (Multi-track)

800mm Wide x 220mm High x 90mm High Aluminium Multi-track Hat and Coat Hook in multi-track two hooks Configuration With Anodised Silver Finish Complete with Screws

K11: HAND DRYER (Hands free)

As per Electrical Engineers specification

K12: TOWEL RAIL

55mm dia. Polished 900mm long towel rail complete with all necessary accessories in accordance to manufacturer's specifications. Installation height as per architect's drawing

K13: SHOWER CURTAIN RAIL (aluminum)

20mm dia. Standard chromium plated shower curtain rail 1300mm long with flanged ends and screws CP fixing height as per PA's drawing.

GENERAL FIXTURES

G1: DOOR PROTECTOR

200mm wide UPVC Door Protector manufactured in high impact resistant rigid UPVC (Colour Grey) and cut to suit door width from 3m length, installed strictly in accordance to manufacturer's specifications. Installation height 900mm above FF, or as specified.

G2: PROTECTOR SCREEN

Full depth PVC screen size 2440 x 1855mm (viewing area 2240 x 1755mm) with wall-mounted code SCM40 Keystone Brackets Adjustable Set of 2, size 300mm. To be supplied complete with all accessories, and fitted in strict accordance with manufactures instructions.

G3: FINBOARD 1500W X 1000H

Finboard size 1000mm H x 1500mm W comprising of laminated soft board core pinning material beaded all round with anodised aluminium channel surround riveted at the corners. To be fitted complete with fixing brackets, screws and wall plugs at 900mm above floor level.

G4: FINBOARD 300W X 1200H

Finboard size 1200mm H x 300mm W comprising of laminated soft board core pinning material beaded all round with anodised aluminium channel surround riveted at the corners. To be fitted complete with fixing brackets, screws and wall plugs at 900mm above floor level.

G5: WINDOW NORMAL BUNDS (vertical fabric)

127 mm vertical deco blinds with anodised aluminium headrail fitted with colour coordinated insert. All runners to be wheeled and fitted with individual clutch mechanism. All runners to be connected by stainless steel links. TM mechanism to be operated by a nylon ball chain with a reduction gear inside a fully enclosed cap. Blinds to be face fixed (fitted over the window opening) by means of concealed type fixing brackets.

G6: FLOOR DRAIN

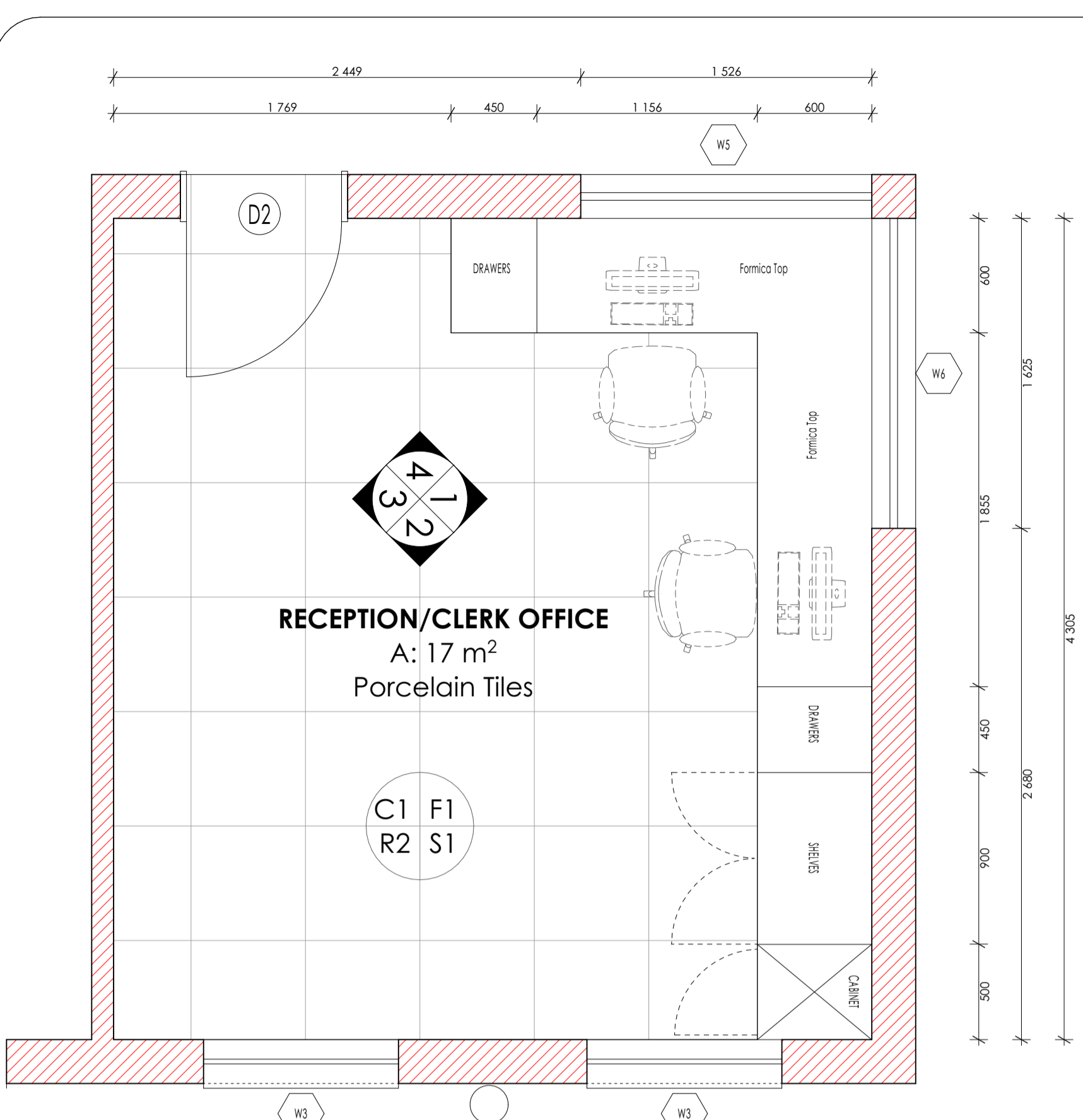
Cast iron flat type 50-flow outlets size 110 mm diameter with centre ball, including connections to downpipes.

G7: 36 FLOOR EXPANSION JOINT COVER

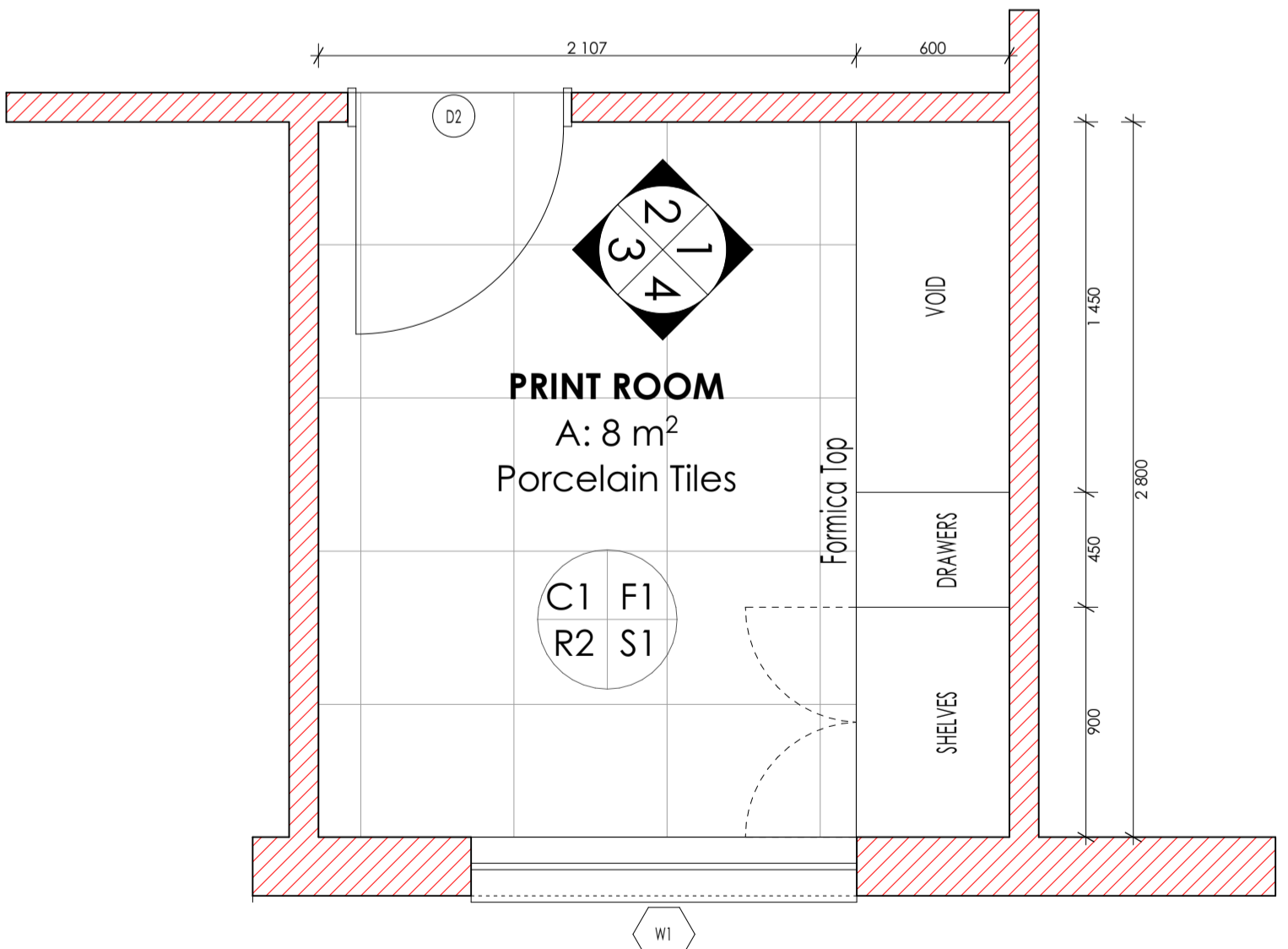
Co-ordinated heavy duty stainless steel movement joint strip, with polyurethane infill (colour grey). To be installed within the tile surface over the 20mm expansion joints, in accordance to the manufacturer's specifications.

G8: CHALKBOARDS - GREEN SURFACE COLOUR

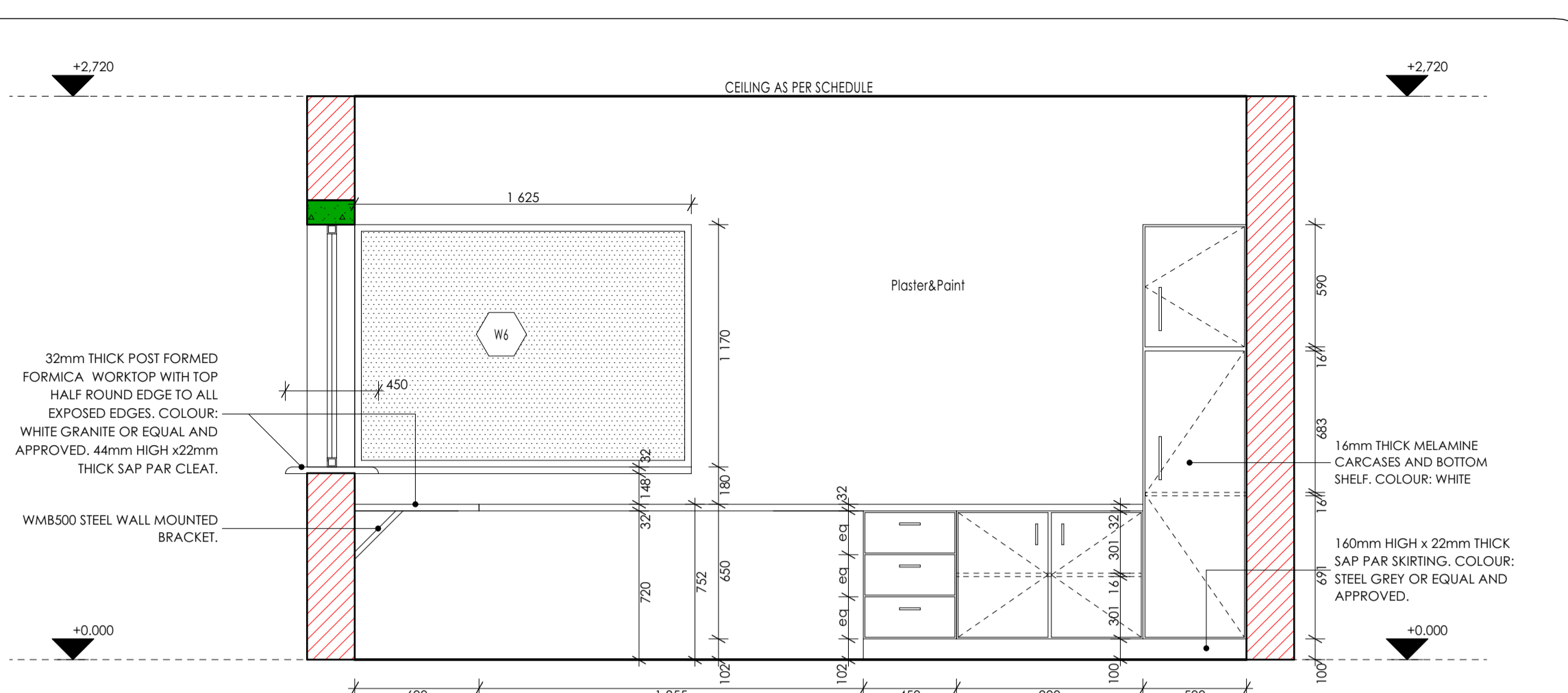
Vitreous system 1000 standard WHITEBOARD OR EQUAL & APPROVED vitreous enamelled steel utility school chalkboards wall-mounted size 400mm x 1140mm high manufactured in accordance with SABS Standard CS 30:2004 Edition 4 and suitable for Class 1 Heavy Duty applications, as defined therein. Enamel steel utility chalk board surfaces to be matt and finely structured, olive green in colour (Vitreous Colour Reference - Chalk Board Green LM197/2), applied complete with integral anodised aluminium chalk rail (ACR), fixing components and secured in position to brickwork. The Chalk boards are to be fixed in position strictly in accordance to the manufacturer's instructions.



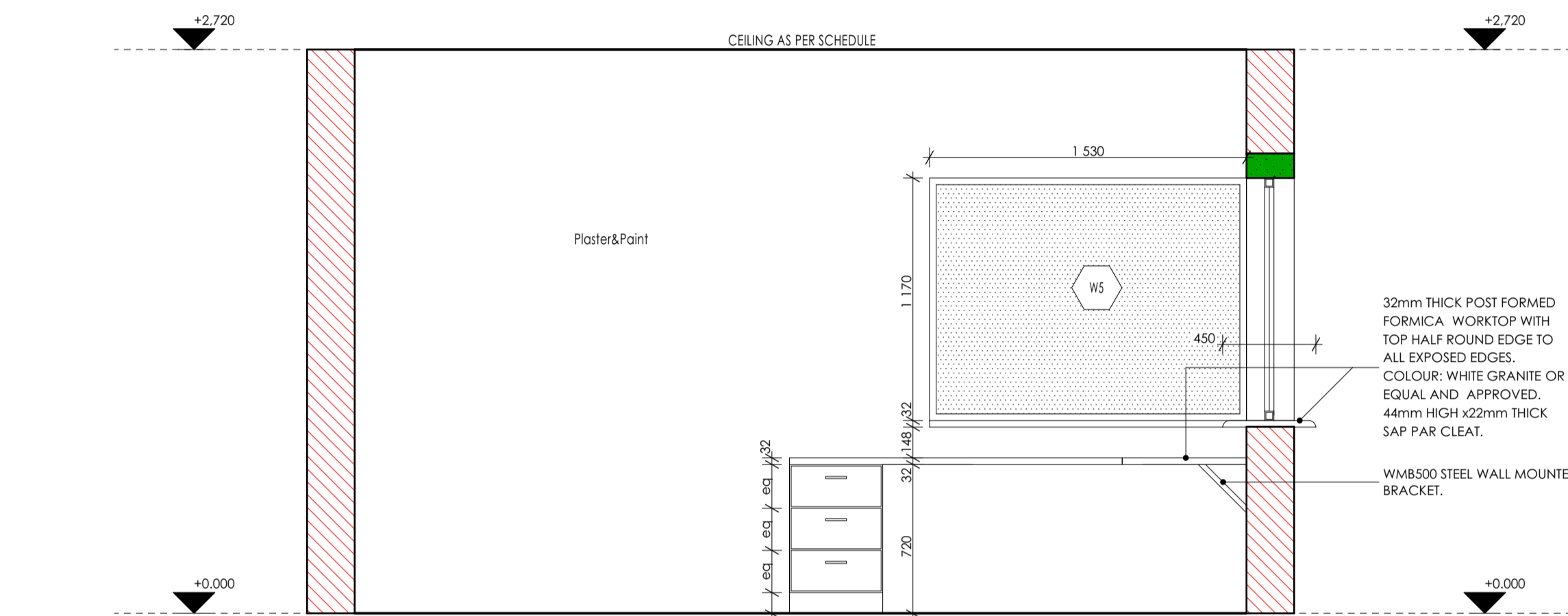
RECEPTION/CLERK OFFICE PLAN: Scale 1:25.



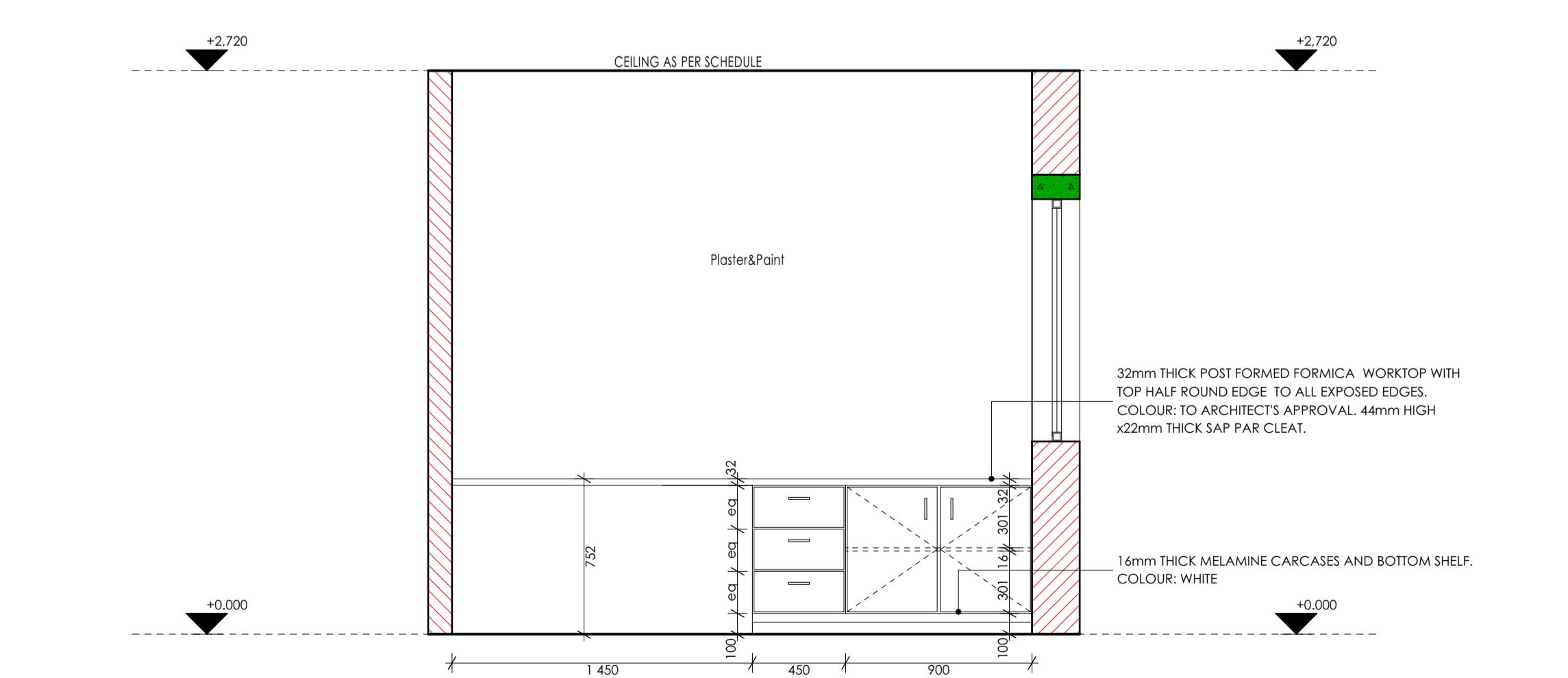
PRINT ROOM PLAN: Scale 1:25.



ELEVATION 01: Scale 1:25.



ELEVATION 04: Scale 1:25.



ELEVATION 01: Scale 1:25.

ISSUED FOR TENDER

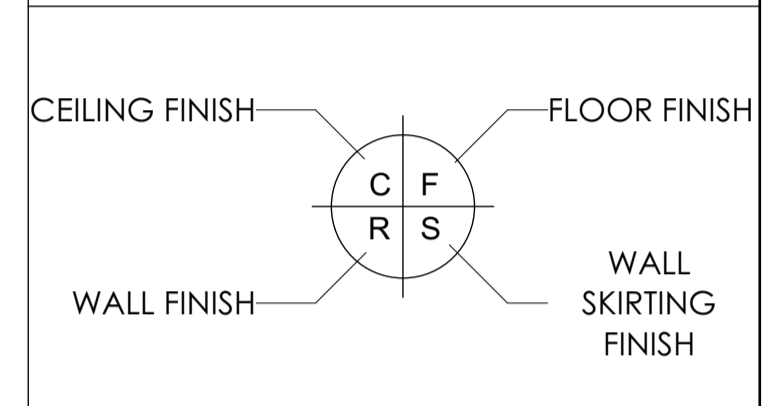
LEGEND table with symbols for new walls, existing walls to be retained, existing walls to be demolished, new fixtures and fitting to be installed, and items to be repaired and replaced.

NOTES: ALL DIMENSIONS ARE IN MILLIMETERS UNLESS OTHERWISE STATED

DIMENSIONS TO BE READ, NOT TO SCALED FROM THIS DRAWING

CONTRACTORS TO CONFIRM ALL DIMENSIONS ON SITE BEFORE CONSTRUCTION COMMENCES & ANY DISCREPANCY TO BE REPORTED TO THE PROJECT ARCHITECT


FINISHES LEGEND



SIGNATURE TABLE

Signature Table with columns for Discipline, Client, Plan Examiner, Fire Control, Environmental, Roads/Stormwater, and Water & Sanitation.

Revisions table with columns for Rev. No., Date, and Description.



DEPARTMENT OF PUBLIC WORKS, ROADS & INFRASTRUCTURE

INSTITUTION: NKGONYELETSE SECONDARY - 924 642 329

RESTORATIVES, REPAIRS & ADDITIONS

CONTRACT - SECTION: DOCUMENTATION & PROCUREMENT

DISCIPLINE: ARCHITECTURAL 4

WORK DESCRIPTION - SUB DIVISION: MEDIUM ADMINISTRATION BLOCK

DRAWING DESCRIPTION: RCPTN/CLK OFC. | PRINT RM. JOINERY DTLS

Table with columns for DRG No., Design, Item No., and Item Name.

Table with columns for Date, Responsible Professional Name, Signature, and PR Number.

DRAWING CO-ORDINATED

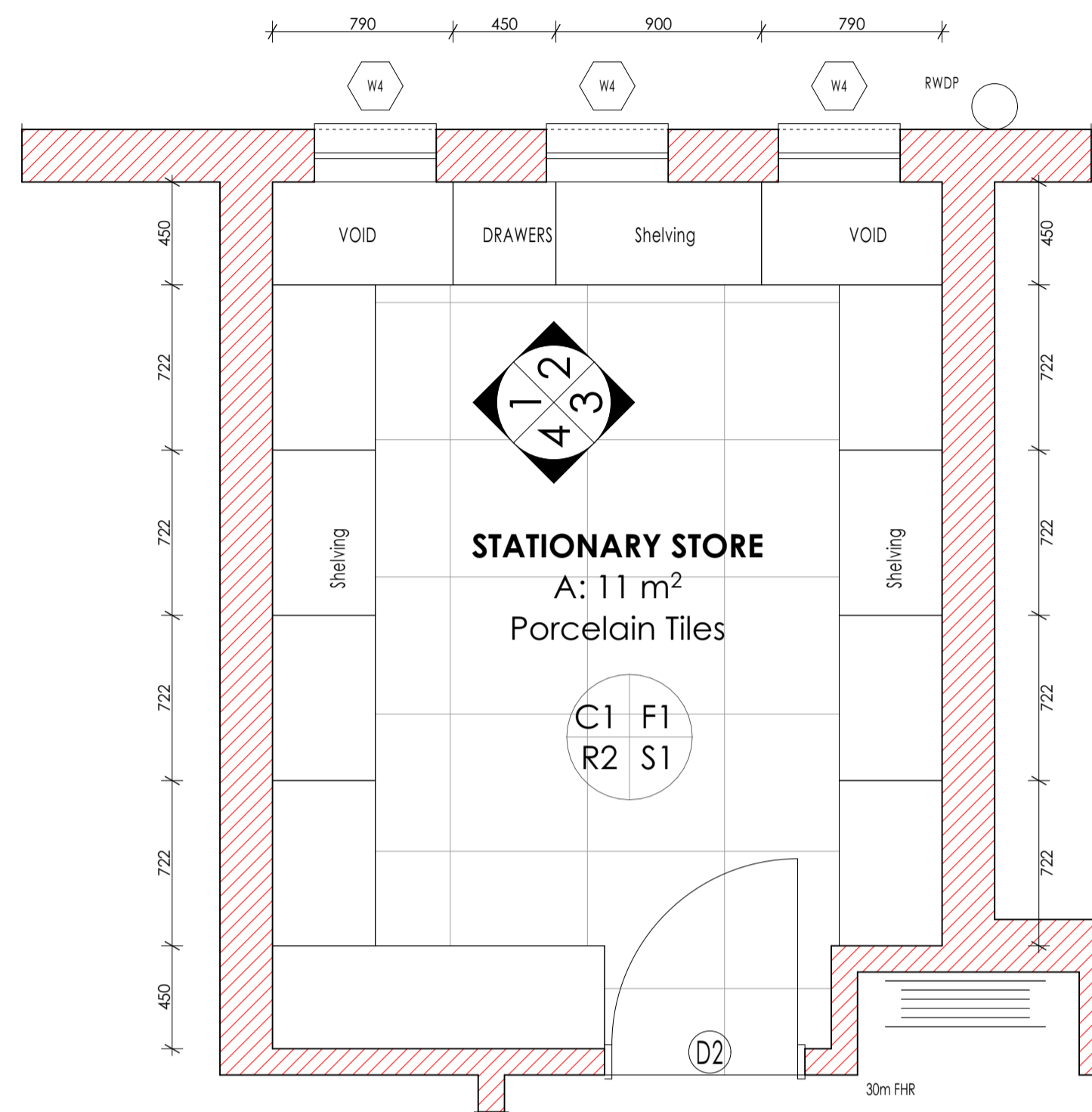
CONSULTANT: TECTURA - INTERNATIONAL

TECTURA - INTERNATIONAL contact information including addresses and phone numbers in various locations.

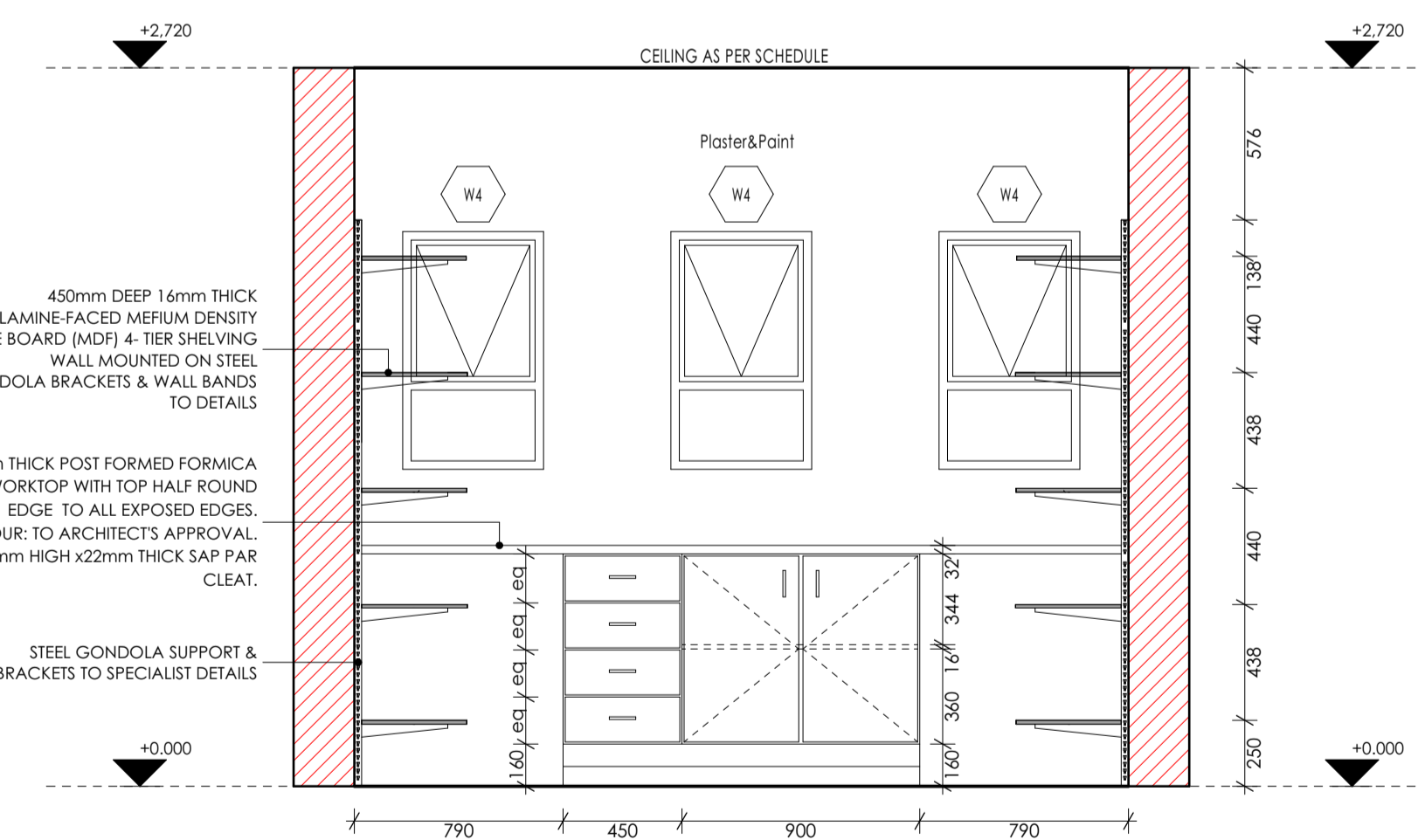
CONTRACTOR

Table with columns for CAD System, Size, and File Name.

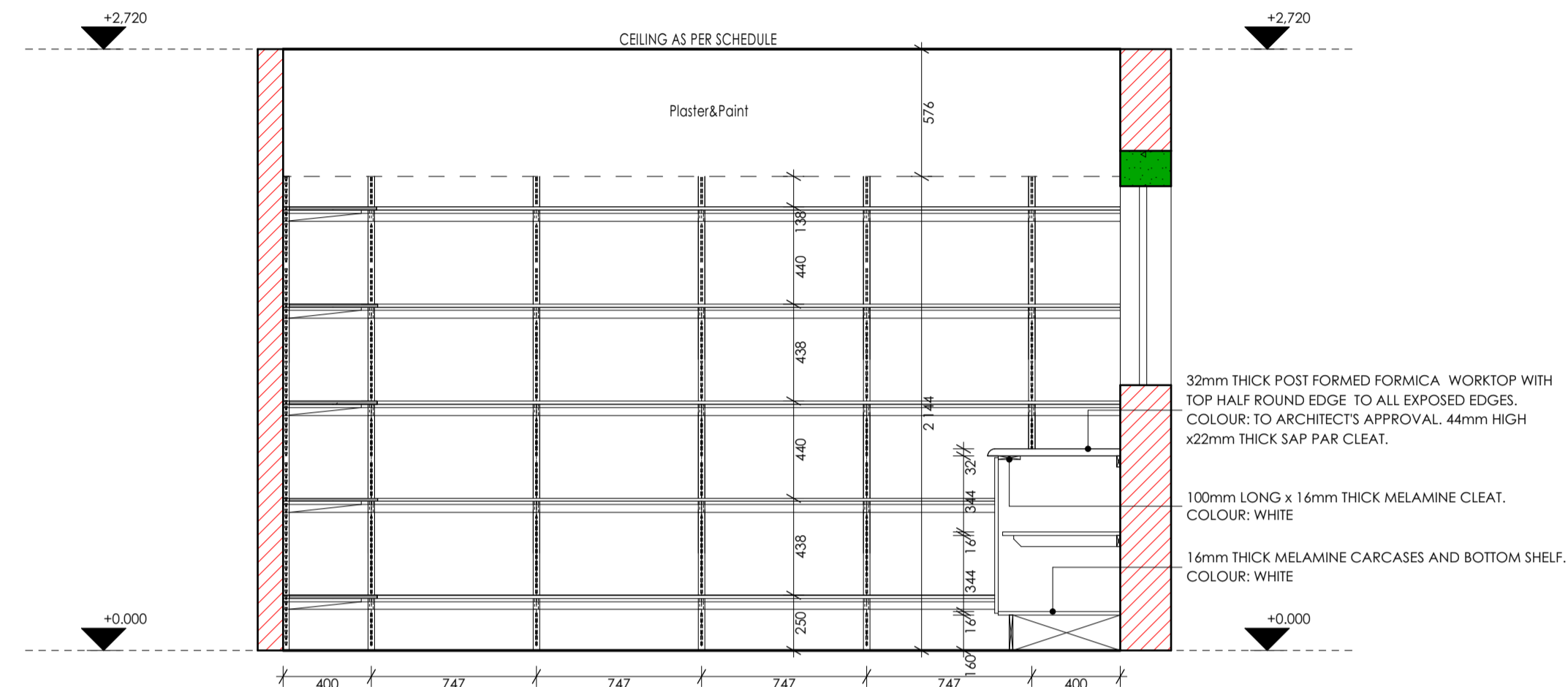
SANITARY SCHEDULE	
WC'S URINALS & SHOWER	
I1: CERAMIC STANDARD WC (CC)- CONCEALED CISTERN	
Vitreous china 90° outlet WC or equal and approved top inlet closed rim back-to-wall pan. Floor Mounted to comply with SABS 497 & Fitted with "Jazz Thermal Plastic Seat". Fitted with Concealed Flushing Cistern for WC 6-7 litres adjustable with small discharge valve access pneumatic discharge valve installed with dual flush ability & complete with all necessary fittings to manufacturer's specification and applicable SABS standards. Flush valve to be fitted with blank flush plate.	
I2: CERAMIC PARAPLEGIC WC	
Vitreous china 90° outlet or equal and approved, top inlet closed rim back-to-wall pan to comply with SABS 497. Fitted with Cistern installed complete with all necessary fittings to manufacturer's specification and applicable SABS standards. Flush valve to be fitted with suitable extension lever.	
I3: CERAMIC PARAPLEGIC WC (CC)- CONCEALED CISTERN	
Vitreous china 90° outlet WC or equal and approved top inlet closed rim back-to-wall pan. Floor Mounted to comply with SABS 497 & Fitted with "Jazz Thermal Plastic Seat". Fitted with Concealed Flushing Cistern for WC 6-7 litres adjustable with small discharge valve access pneumatic discharge valve installed with dual flush ability & complete with all necessary fittings to manufacturer's specification and applicable SABS standards. Flush valve to be fitted with suitable extension lever. blank flush plate & offset push button for paraplegic access	
I4: CERAMIC STANDARD WC (BACK INLET)	
Vitreous china 90° outlet back inlet pan to comply with SABS 497. Fitted complete with back inlet exposed flush-valve complete with all necessary fittings as per manufacturer's specifications and applicable SABS standards. Flush valve to be fitted with suitable extension lever.	
I5: CERAMIC STANDARD WC (CC)	
Vitreous china 90° outlet, back inlet pan to comply with SABS 497 Fitted complete with matching 7 litre pushbutton top dual flush cistern fitted with quality approved heavy duty element K5, seal and complete with all necessary fittings as per manufacturer's specifications and applicable SABS standards.	
I6: CERAMIC WALL HUNG URINAL	
Vitreous china size 415x135x75 mm wall hang urinal to comply with SABS 497. Supplied with suitable 38mm CP domical grating, CP top inlet spreader and two hanger brackets and fitted with exposed flush-valve, and suitable bottle trap chrome finish as per manufacturer's specifications and applicable SABS standards.	
WASH-HAND BASIN	
B1: WHB & MIXER TAP	
Vitreous china size 560 x 415mm rounded "Tuscany", OR EQUAL AND APPROVE basin to comply with SABS 497 with single tap hole configuration supplied with integrated overflow and chairstay hole through the centre semi-punched supplied with a "Tuscany" pedestal and fitted with "No. 2000" Waterflex" 15mm chrome pushbutton diamond pillar tap with flanged backnut (code KMZ102) metering tap, 30°-32° CP anti-theft plug with spindle, 308 basin waste, 365x47° CP bottle trap, mounting kit and angle valves.	
B2: DISABLED BASIN	
Vitreous china 510 x 400mm semi rounded lavatory basin to comply with SABS 497, in two tap hole configuration fitted with 2 No. chrome plated Elbow action pillar-tap, with 1/2 turn ceramic disc head and blue & Red indicators water applications and flanged backnut, chrome plated waste, chrome plated 52 mm standing overflow tube, chrome plated bottle trap supplied with all necessary pipe connectors, fixed with concealed wall bracket in accordance to the manufacturer's specifications.	
B3: WHITE GLAZED PORCELAIN WHB (VANITY)	
Ceramic freecry size 450x350mm oval self-rimming vanity basin to comply with SABS 497 in one tap hole configuration supplied without overflow and fitted with: No. chrome plated tap with flanged backnut (code KMZ102) metering tap, mounting kit and angle valves. 400mm long flexible inlets and chrome plated bottle trap supplied with all necessary pipe connectors. Basin mounted on cabinet or vanity side with silicon sealant between contact areas in strict accordance to manufacturer's specifications.	
B4: SMALL BASIN & 2 TAP STRAY & SHOWER SET (FOR WORKSHOPS)	
Vitreous china size 455x290mm wash basin to comply with SABS 497 in 2-tap hole configuration supplied with integrated overflow and chairstay hole with 2No. pillar taps, chrome plated anti-theft plug with spindle plug, sloped basin waste, chrome plated bottle trap, mounting kit and angle valves with 400mm long flexible inlets supplied with all necessary pipe connectors. All brackets and fixing accessories in strict accordance to the manufacturer's specifications.	
B6: HUMIDITY BASIN & No. TAP (FOR LABS)	
Ceramic fire clay 560x325mm rectangular heavy duty basin in one tap hole configuration to comply with SABS 497 and RH4 hole plugged and fitted with No. pillar tap. Chrome Plated anti-theft plug with spindle plug, sloped basin waste, chrome plated bottle trap, mounting kit and angle valves with 400mm long flexible inlets supplied with all necessary pipe connectors. Fitted to wall using 2No. Semi-concealed cast iron brackets in accordance to the manufacturer's specifications.	
B6: MEDIC BASIN & FITTINGS (SICK BAY)	
Vitreous china 510 x 400mm semi rounded lavatory basin to comply with SABS 497, in two tap hole configuration fitted with: 2 No. chrome plated Elbow action pillar-tap, with 1/2 turn ceramic disc head and blue & Red indicators water applications and flanged backnut, chrome plated waste, chrome plated 32mm standing overflow tube, chrome plated bottle trap supplied with all necessary pipe connectors. Fixed with concealed wall bracket in accordance to the manufacturer's specifications.	
Combination of sanitaryware, accessories and general fittings comprising of: • Mirror type K2 • Paper towel dispenser K8 and bin type K3 • Soap dispenser type K9 • Splashback comprising 2No. rows of wall tile finish type R5 as per finishes schedule and grout in compliance to manufacturer's specifications and government standard specifications. Installation heights as indicated in the drawings.	
SINKS:	
X1: STAINLESS STEEL SINK	
Stainless steel 1000 x 437mm inset single end bowl with recessed drainage ledge and folded edges. Bowl to be fitted to kitchen cupboard (cupboard elsewhere measured). Grade 304 (18/10) Stainless Steel sink to comply with SABS 906 fitted with: Approved Sink mixer-wall type, chrome plated swivel Outlet, adjustable and supplied with suitable gaskets in accordance to manufacturer's specifications. Sink installation height = 900mm AFFL.	
X2: STAINLESS STEEL SINK	
Stainless steel 1500 x 437mm inset double end bowl with recessed drainage ledge and folded edges. Bowl to be fitted to kitchen cupboard (cupboard elsewhere measured). Grade 304 (18/10) Stainless Steel sink to comply with SABS 906 fitted with: Approved Sink mixer-wall type, with chrome plated overflow swivel Outlet, adjustable wall flanges and supplied with suitable accessories in accordance to manufacturer's specifications. Sink installation height = 900mm AFFL.	
X3: CERAMIC SINK	
Ceramic freecry 435 x 335 x 180 mm rectangular laboratory sink without overflow, with a centre end waste outlet, fitted to the wall on two semi-concealed brackets supplied with all necessary accessories (all to be acid resistant)	
X4: SINGLE WASH TROUGH (Inset) & 2 no. TAPS	
830mm x 330mm inset wash trough, manufactured from grade 18/10 SS. stainless steel with radiused internal corners and provision for a 40mm dia. outlet. Fitted with Approved 2No. CP bibstops - plain extended chrome plated, complete with sliding wall flanges. Un-sloped sink waste with back nut, plug with strap, chain and stay. CP, "P" trap, with deep seal and cleaning eye. Rough brass. Sink installation height = 900mm AFFL. Cut out size 335 x 425mm.	
X5: DOUBLE WASH TROUGH (Inset) & 2 no. TAPS	
1020 x 330 x 200mm Double bowl wall hung wash trough manufactured from grade 304 (18/10) SS. radiused internal corners and provision for a 40mm dia. outlet. Fitted with: Approved 2No wall type bibstops, with Swivel Outlet, adjustable wall flanges and exposed adjustable connections. CP, Un-sloped sink waste with back nut and plug with strap. CP. Double drain black rubber deep seal "P"-Trap. Sink mounted on 2No. 25mm square SS gallow brackets, front leg and adjustable foot piece of height of 915mm AFFL.	
SANITARY ACCESSORIES	
K1: SS TOILET ROLL HOLDER - 2 ROLL	
Stanzola stainless steel toilet roll holder (2 roll) 150mm width x 270mm high 275mm depth Toilet Roll Holder manufactured from 18/10 Stainless Steel, surface Satin finish, including screws and dowels and all other necessary accessories in accordance to manufacturer's specifications.	
K2: GLASS MIRROR	
6mm thick clear floor glass silver-backed mirror, size 450x900mm height with polished bevelled edges 4 times hole for and fixed, with chromium plated dome-headed mirror screws	
K3: WASTE BIN	
320W x 520H x 200D Waste bin manufactured from 18/10 Stainless steel, Surface Satin Finish, Material Thickness 1.5mm, including Screws, dowels and all necessary accessories in accordance to manufacturer's specifications.	
K4: SANITARY BIN (PLASTIC)	
100mm x 200mm x 600mm Plastic Sanitary Pedal Bin with capacity of 100 Liters per pack Complete with all necessary accessories and installed in accordance to manufacturer's specifications.	
K5: SOAP HOLDER	
Single semi-recessed ceramic soap dish Complete with all necessary accessories and installed in accordance to manufacturer's specifications.	
K6: WALL GRAB RAILS-PARAPLEGIC	
Stainless steel 914 x 90 x 30mm diameter wall (rear) grab rail, in satin polished finish complete with SS fixing screws and plastic wall plugs. Installed as per manufacturer's instructions.	
K7: GRAB RAILS (RIGHT/LEFT HAND)-PARAPLEGIC	
Stainless steel 914 x 914 25mm diameter (right hand) side toilet grab rail with 450mm high centre flange, in satin polished finish complete with SS fixing screws and plastic wall plugs. Installed as per manufacturer's instructions.	
K8: PAPER TOWEL DISPENSER	
330mmx165mmx230mmD tear and dry paper hand towel dispenser in stainless steel. Complete with screws, locking key, and all necessary accessories and installed in accordance to manufacturer's specifications.	
K9: SOAP DISPENSER (HIGH- WALL MOUNTED)	
115W x 270H x 110D Stainless Hands Free soap dispenser. Complete with screws, locking key, and all necessary accessories and installed in accordance to manufacturer's specifications.	
K10: ALUMINIUM COAT HOOKS (Multi-track)	
800mm Wide x 220mm High x 90mm High Aluminium Multi-track Hat and Coat Hook in multi-track two hooks Configuration With Anodised Silver Finish Complete with Screws	
K11: HAND DRYER (Hands free)	
As per Electrical Engineers specification	
K12: TOWEL RAIL	
55mm dia. Polished 900mm long towel rail complete with all necessary accessories in accordance to manufacturer's specifications. Installation height as per architect's drawing	
K13: SHOWER CURTAIN RAIL (aluminum)	
20mm dia. standard chromium plated shower curtain rail 1300mm long with flanged ends and screws CP fixing height as per PA's drawing.	
GENERAL FIXTURES	
G1: DOOR PROTECTOR	
200mm wide uPVC Door Protector manufactured in high impact resistant rigid uPVC (Colour Grey) and cut to suit door width from 3m length, installed strictly in accordance to manufacturer's specifications. Installation height 900mm above FF, or as specified.	
G2: PROJECTION SCREEN	
Full down PVC screen 282, 340 x 1850mm (viewing area 2340 x 1750mm) with wall-mounted code SC400 Keystone brackets Adjustable Set of 2, size 300mm. To be supplied complete with all accessories, and fitted in strict accordance with manufactures instructions.	
G3: FINBOARD 1500W X 1000H	
Finboard size 1000mm H x 1500mm W comprising of laminated soft board core pinning material beaded all round with anodised aluminium channel surround fitted at the corners. To be fitted complete with fixing brackets, screws and wall plugs at 900mm above floor level.	
G4: FINBOARD 300W X 1200H	
Finboard size 1200mm H x 300mm W comprising of laminated soft board core pinning material beaded all round with anodised aluminium channel surround fitted at the corners. To be fitted complete with fixing brackets, screws and wall plugs at 900mm above floor level.	
G5: WINDOW NORMAL BUNDS (vertical fabric)	
127 mm vertical deco blinds with anodised aluminium headrail fitted with colour coordinated insert. All runners to be wheeled and fitted with individual clutch mechanism. All runners to be connected by stainless steel ties. Tie mechanism to be operated by a nylon ball chain with a reduction gear inside a fully enclosed cap. Blinds to be face fixed (fitted over the window opening) by means of concealed type fixing brackets.	
G6: FLOOR DRAIN	
Cast iron flat type 50-flow outlets size 110 mm diameter with centre ball, including connections to downpipes.	
G7: SS FLOOR EXPANSION JOINT COVER	
Concealed heavy duty stainless steel movement joint strip, with polyurethane infill (colour grey). To be installed within the tile surface over the 20mm expansion joints, in accordance to the manufacturer's specifications.	
G8: CHALKBOARDS- GREEN SURFACE COLOUR	
Vitreous system 1000 standard WHITEBOARD or EQUAL & APPROVED vitreous enameled steel utility school chalkboards wall-mounted size 800mm x 1140mm high manufactured in accordance with SABS Standard CS 36:2004 Edition 4 and suitable for Class 1- Heavy Duty applications, as defined therein. Enamel steel utility chalk board surfaces to be matt and finely structured, olive green in colour (Vitreous Colour Reference - Chalk Board Green LM197/2), applied complete with integral anodised aluminium chalk rail (ACR), fixing components and secured in position to brickwork. The Chalk boards are to be fixed in position strictly in accordance to the manufacturer's instructions.	



STATIONARY STORE PLAN:
Scale 1:25.



ELEVATION 02:
Scale 1:25.



ELEVATION 01:
Scale 1:25.

ISSUED FOR TENDER

LEGEND

- NEW WALLS
- EXISTING WALL TO BE RETAINED
- EXISTING WALL TO BE DEMOLISHED
- NEW FIXTURES & FITTING TO BE INSTALLED
- ITEMS IN RED AND (OR) DASHED LINES ARE TO BE REPAIRED AND (OR) REPLACED

NOTES

ALL DIMENSIONS ARE IN MILLIMETERS UNLESS OTHERWISE STATED

DIMENSIONS TO BE READ, NOT TO SCALED FROM THIS DRAWING

CONTRACTORS TO CONFIRM ALL DIMENSIONS ON SITE BEFORE CONSTRUCTION COMMENCES & ANY DISCREPANCY TO BE REPORTED TO THE PROJECT ARCHITECT

FINISHES LEGEND

CEILING FINISH: C
FLOOR FINISH: F
WALL FINISH: W
WALL SKIRTING FINISH: S

SIGNATURE TABLE

DISCIPLINE	SIGN	DATE
CLIENT		
PLAN EXAMINER		
FIRE CONTROL		
ENVIRONMENTAL		
ROADS STORMWATER		
WATER & SANITATION		

REV. NO.	DATE	DESCRIPTION
C	NOV 19	APPROVED SCOPING REPORT
B	JULY 19	AMENDMENTS TO DESIGN LAYOUT
A	SEPT 17	FIRST ISSUE OF DRAWING

REVISIONS

LIMPOPO
PROVINCIAL GOVERNMENT
REPUBLIC OF SOUTH AFRICA

DEPARTMENT OF
PUBLIC WORKS, ROADS & INFRASTRUCTURE
INSTITUTION

NGKONYELETSI SECONDARY - 924 642 329

RESTORATIVES, REPAIRS & ADDITIONS

CONTRACT - SECTION

DOCUMENTATION & PROCUREMENT

DISCIPLINE

ARCHITECTURAL 4

WORK DESCRIPTION - SUB DIVISION

MEDIUM ADMINISTRATION BLOCK

DRAWING DESCRIPTION

STATIONARY STORE JOINERY DETAILS

DRG. NO.	301-09	09/10	ITEM No.
DESIGN	NA	KSN	DRAWN
SCALE	AS - SHOWN	ES	CHECK

DATE	RESPONSIBLE PROFESSIONAL NAME	SIGN	PR. NUMBER
NOV 2019	T. MANADZA		PrArch 43981757

DRAWING CO-ORDINATED

CONSULTANT

TECTURA - INTERNATIONAL!

<p>GAITHERS BANKERS HOUSE 100 BANKERS HOUSE C/O HCNWCH 2017 DORCHESTER PO BOX 1415 PRETORIA 0001 SOUTH AFRICA Tel: +27 011 294 2084 Fax: +27 011 793 2086 Email: info@tectura.com</p>	<p>NORTHWEST BANKERS HOUSE 100 BANKERS HOUSE STREET HOORADIA 0816 SOUTH AFRICA Tel: +27 018 294 2084 Fax: +27 018 294 2086 Email: info@tectura.com</p>	<p>NORTHERN CAPE 200 BANKERS HOUSE 200 BANKERS HOUSE HOORADIA 0816 SOUTH AFRICA Tel: +27 028 294 2084 Fax: +27 028 294 2086 Email: info@tectura.com</p>
---	--	---

www.tectura.com

CONTRACTOR

CAD SYSTEM	AUTOCAD	FILE NAME
SIZE	PROJECT NUMBER	REV
A1	LDPW - PROF/16002/D16	0

SANITARY SCHEDULE

WC'S URINALS & SHOWER

11: CERAMIC STANDARD WC (CC)- CONCEALED CISTERN

Vitreous china 90° outlet WC or equal and approved. Top inlet closed rim back-to-wall pan. Floor Mounted to comply with SABS 497 & Fitted with 'Jazz Thermostat Plastic Seat'. Fitted with Concealed Flushing Cistern for WC 6-7 litres adjustable with small discharge valve access pneumatic discharge valve installed with dual flush ability & complete with all necessary fittings to manufacturer's specification and applicable SABS standards. Flush valve to be fitted with blank flush plate.

12: CERAMIC PARAPLEGIC WC

Vitreous china 90° outlet or equal and approved. Top inlet closed rim back-to-wall pan to comply with SABS 497. Fitted with Cistern installed complete with all necessary fittings to manufacturer's specification and applicable SABS standards. Flush valve to be fitted with suitable extension lever.

13: CERAMIC PARAPLEGIC WC (CC)- CONCEALED CISTERN

Vitreous china 90° outlet WC or equal and approved. Top inlet closed rim back-to-wall pan. Floor Mounted to comply with SABS 497 & Fitted with 'Jazz Thermostat Plastic Seat'. Fitted with Concealed Flushing Cistern for WC 6-7 litres adjustable with small discharge valve access pneumatic discharge valve installed with dual flush ability & complete with all necessary fittings to manufacturer's specification and applicable SABS standards. Flush valve to be fitted with suitable extension lever. blank flush plate & offset push button for paraplegic access.

14: CERAMIC STANDARD WC (BACK INLET)

Vitreous china 90° outlet back inlet pan to comply with SABS 497. Fitted complete with back inlet exposed flush-valve complete with all necessary fittings as per manufacturer's specifications and applicable SABS standards. Flush valve to be fitted with suitable extension lever.

15: CERAMIC STANDARD WC (CC)

Vitreous china 90° outlet, back inlet pan to comply with SABS 497. Fitted complete with matching 7 litre pushbutton top dual flush cistern fitted with quality approved heavy duty thermostat (S. seat) and complete with all necessary fittings as per manufacturer's specifications and applicable SABS standards.

16: CERAMIC WALL HUNG URINAL

Vitreous china size 415x135x75 mm wall hang bowl urinal to comply with SABS 497. Supplied with suitable 38mm CP domical grating. CP top inlet spreader and two hanger brackets and fitted with exposed flush-valve, and suitable bottle trap chrome finish as per manufacturer's specifications and applicable SABS standards.

WASH-HAND BASIN

17: WHB & MIXER TAP

Vitreous china size 560 x 415mm rounded 'Tuscan', OR EQUAL AND APPROVE basin to comply with SABS 497 with single tap hole configuration supplied with integrated overflow and chairstay hole through the centre semi-punched supplied with a 'Tuscan' pedestal and fitted with 1 No. 'Cobra' Waterfall 15mm chrome pushbutton diamond pillar tap with flanged backnut (code KMZ102) metering tap, 30°-32° CP anti-thet plug with spindle, 308 basin waste, 345x4 CP bottle trap, mounting kit and angle valves.

18: DISABLED BASIN

Vitreous china 510 x 420mm semi rounded lavatory basin to comply with SABS 497, in two tap hole configuration fitted with 2 No. chrome plated Elbow action pillar-tap, with 1/2 turn ceramic disc head and blue & Red indicators water applications and flanged backnut, chrome plated waste, chrome plated 52 mm standing overflow tube, chrome plated bottle trap supplied with all necessary pipe connectors. Fitted with concealed wall bracket in accordance to the manufacturer's specifications.

19: WHITE GLAZED PORCELAIN WHB (VANITY)

Ceramic freecloy size 450x350mm oval self-rimming vanity basin to comply with SABS 497 in one tap hole configuration supplied without overflow and fitted with 1 No. chrome plated tap with flanged backnut (code KMZ102) metering tap, mounting kit and angle valves. 400mm long flexible inlets and chrome plated bottle trap supplied with all necessary pipe connectors. Basin mounted on cabinet or vanity slab with silicon sealant between contact areas in strict accordance to manufacturer's specifications.

20: SMALL BASIN & 2 TAPSTRAY & SHOWER SET (FOR WORKSHOPS)

Vitreous china size 455x290mm wash basin to comply with SABS 497 in 2-tap hole configuration supplied with integrated overflow and chairstay hole with 2 No. pillar taps, chrome plated anti-thet plug with spindle plug, slotted basin waste, chrome plated bottle trap, mounting kit and angle valves with 400mm long flexible inlets supplied with all necessary pipe connectors. All brackets and fixing accessories in strict accordance to the manufacturer's specifications.

21: HYDRO BASIN & 1 No. TAP (FOR LABS)

Ceramic fire clay 560x420mm rectangular heavy duty basin in one tap hole configuration to comply with SABS 497 and RH4 hole plugged and fitted with 1 No. pillar tap. Chrome Plated anti-thet plug with spindle plug, slotted basin waste, chrome plated bottle trap, mounting kit and angle valves with 400mm long flexible inlets supplied with all necessary pipe connectors. Fitted to wall using 2 No. Semi-concealed cast iron brackets in accordance to the manufacturer's specifications.

22: MEDIC BASIN & FITTINGS (SICK BAY)

Vitreous china 510 x 420mm semi rounded lavatory basin to comply with SABS 497, in two tap hole configuration fitted with 2 No. chrome plated Elbow action pillar-tap, with 1/2 turn ceramic disc head and blue & Red indicators water applications and flanged backnut, chrome plated waste, chrome plated 52 mm standing overflow tube, chrome plated bottle trap supplied with all necessary pipe connectors. Fitted with concealed wall bracket in accordance to the manufacturer's specifications.

23: COMBINATION OF SANITARYWARE, ACCESSORIES AND GENERAL FITTINGS COMPREHENSIVE

Combination of sanitaryware, accessories and general fittings comprising of:

• Mirror type K2 • Paper towel dispenser K8 and bin type K3 • Soap dispenser type K9 • Splashback comprising 2 No. rows of wall tile finish type R5 as per finishes schedule

and grout in compliance to manufacturer's specifications and government standard specifications. Installation heights as indicated in the drawings.

SINKS:

X1: STAINLESS STEEL SINK

Stainless steel 1000 x 457mm inset single end bowl with recessed drainage ledge and folded edges. Bowl to be fitted to kitchen cupboard (cupboard elsewhere measured). Grade 304 (18/10) Stainless Steel sink to comply with SABS 906 fitted with: Approved Sink mixer-wall type, chrome plated swivel Outlet, adjustable and supplied with suitable gaskets in accordance to manufacturer's specifications. Sink installation height = 900mm AFFL.

X2: STAINLESS STEEL SINK

Stainless steel 1500 x 457mm inset double end bowl with recessed drainage ledge and folded edges. Bowl to be fitted to kitchen cupboard (cupboard elsewhere measured). Grade 304 (18/10) Stainless Steel sink to comply with SABS 906 fitted with: Approved Sink mixer-wall type, with chrome plated overarm swivel Outlet, adjustable wall flanges and supplied with suitable accessories in accordance to manufacturer's specifications. Sink installation height = 900mm AFFL.

X3: CERAMIC SINK

Ceramic freecloy 435 x 335 x 180 mm rectangular laboratory sink without overflow, with a centre end waste outlet, fitted to the wall on two semi-concealed brackets supplied with all necessary accessories (all to be acid resistant).

X4: SINGLE WASH TROUGH (Inset) & 2 No. TAPS

820mm x 530mm inset wash trough, manufactured from grade 18/10 SS. stainless steel with radiused internal corners and provision for a 40mm dia. outlet. Fitted with Approved 2No. CP bibstops - plain extended chrome plated, complete with sliding wall flanges. Un-sloated sink waste with back nut, plug with strap, chain and stay. CP, 'P' trap, with deep seal and cleaning eye. Rough brass. Sink installation height = 900mm AFFL. Cut out size 535 x 425mm.

X5: DOUBLE WASH TROUGH (Inset) & 2 No. TAPS

1200 x 530 x 200mm double bowl wall hang wash trough manufactured from grade 304 (18/10) SS. radiused internal corners and provision for a 40mm dia. outlet. Fitted with: Approved 2No wall type bibstops, with Swivel Outlet, adjustable wall flanges and exposed adjustable connections. CP, Un-sloated sink waste with back nut and plug with strap. CP. Double drain black rubber deep seal 'P'-trap. Sink mounted on 2No. 25mm square SS gallow brackets, front leg and adjustable foot piece at height of 915mm AFFL.

SANITARY ACCESSORIES

K1: SS TOILET ROLL HOLDER - 2 ROLL

Stainless steel toilet roll holder (2 roll) 150mm width x 270mm high 275mm depth. Toilet Roll Holder manufactured from 18/10 Stainless Steel, surface satin finish, including screws and dowels and all other necessary accessories in accordance to manufacturer's specifications.

K2: GLASS MIRROR

6mm thick clear float glass silver-backed mirror, size 450x900mm height with polished bevelled edges 4 times holed for and fixed, with chromium plated dome-headed mirror screws.

K3: SS WASTE BIN

320W x 520H x 200D Waste bin manufactured from 18/10 Stainless steel, Surface Satin Finish, Material Thickness 1.5mm, including Screws, dowels and all necessary accessories in accordance to manufacturer's specifications.

K4: SANITARY BIN (PLASTIC)

190mm x 200mm x 600mm Plastic Sanitary Pedal Bin with capacity of 100 Liters per pack Complete with all necessary accessories and installed in accordance to manufacturer's specifications.

K5: SOAP HOLDER

Single semi-recessed ceramic soap dish Complete with all necessary accessories and installed in accordance to manufacturer's specifications.

K6: WALL GRAB RAILS-PARAPLEGIC

Stainless steel 914 x 90 x 32mm diameter wall (rear) grab rail, in satin polished finish complete with SS fixing screws and plastic wall plugs. Installed as per manufacturer's instructions.

K7: GRAB RAILS (RIGHT/LEFT HAND)-PARAPLEGIC

Stainless steel 914 x 914 x 32mm diameter (right/left hand side) toilet grab rail with 450mm high centre flange, in satin polished finish complete with SS fixing screws and plastic wall plugs. Installed as per manufacturer's instructions.

K8: PAPER TOWEL DISPENSER

330mmWx365mmHx230mmD tear and dry paper hand towel dispenser in stainless steel. Complete with screws, locking key, and all necessary accessories and installed in accordance to manufacturer's specifications.

K9: SOAP DISPENSER (HIGH-WALL MOUNTED)

115W x 270H x 110D Stainless steel hands free soap dispenser. Complete with screws, locking key, and all necessary accessories and installed in accordance to manufacturer's specifications.

K10: ALUMINIUM COAT HOOKS (MULTITRACK)

820mm Wide x 220mm High x 90mm High Aluminium Multi-track Hat and Coat Hook in multi-track two hooks Configuration With Anodised Silver Finish Complete with Screws.

K11: HAND DRYER (Hands free)

As per Electrical Engineers specification

K12: TOWEL RAIL

52mm dia. Polished 900mm long towel rail complete with all necessary accessories in accordance to manufacturer's specifications. Installation height as per architect's drawing.

K13: SHOWER CURTAIN RAIL (aluminium)

20mm dia. standard chromium plated shower curtain rail 1300mm long with flanged ends and screws CP fixing height as per PA's drawing.

GENERAL FIXTURES

G1: DOOR PROTECTOR

200mm wide UPVC Door Protector manufactured in high impact resistant rigid UPVC (Colour Grey) and cut to suit door width from 3m length, installed strictly in accordance to manufacturer's specifications. Installation height 900mm above AFF, or as specified.

G2: PROTECTOR SCREEN

Full down UPVC screen 282 x 340 x 1850mm (viewing area 2340 x 1750mm) with wall-mounted code SCM40 Keystone Brackets Adjustable Set of 2, size 300mm. To be supplied complete with all accessories, and fitted in strict accordance with manufactures instructions.

G3: FINBOARD 1500W X 1000H

Finboard size 1000mm H x 1500mm W comprising of laminated soft board core pinning material beaded all round with anodised aluminium channel surround milled at the corners. To be fitted complete with fixing brackets, screws and wall plugs at 900mm above floor level.

G4: FINBOARD 900W X 1000H

Finboard size 1000mm H x 900mm W comprising of laminated soft board core pinning material beaded all round with anodised aluminium channel surround milled at the corners. To be fitted complete with fixing brackets, screws and wall plugs at 900mm above floor level.

G5: WINDOW NORMAL BUNDS (vertical fabric)

127 mm vertical deco blinds with anodised aluminium headrail fitted with colour coordinated insert. All runners to be wheeled and fitted with individual clutch mechanism. All runners to be corrected by stainless steel pins. Till mechanism to be operated by a nylon ball chain with a reduction gear inside a fully enclosed cap. Blinds to be face fixed (fied over the window opening) by means of concealed type fixing brackets.

G6: FLOOR DRAIN


Cast iron flat type 50-hole outlets size 110 mm diameter with centre ball, including connectors to downpipes.

G7: 36 FLOOR EXPANSION JOINT COVER

Co-ordinated heavy duty stainless steel movement joint strip, with polyurethane infill (colour grey). To be installed within the tile surface over the 20mm expansion joints, in accordance to the manufacturer's specifications.

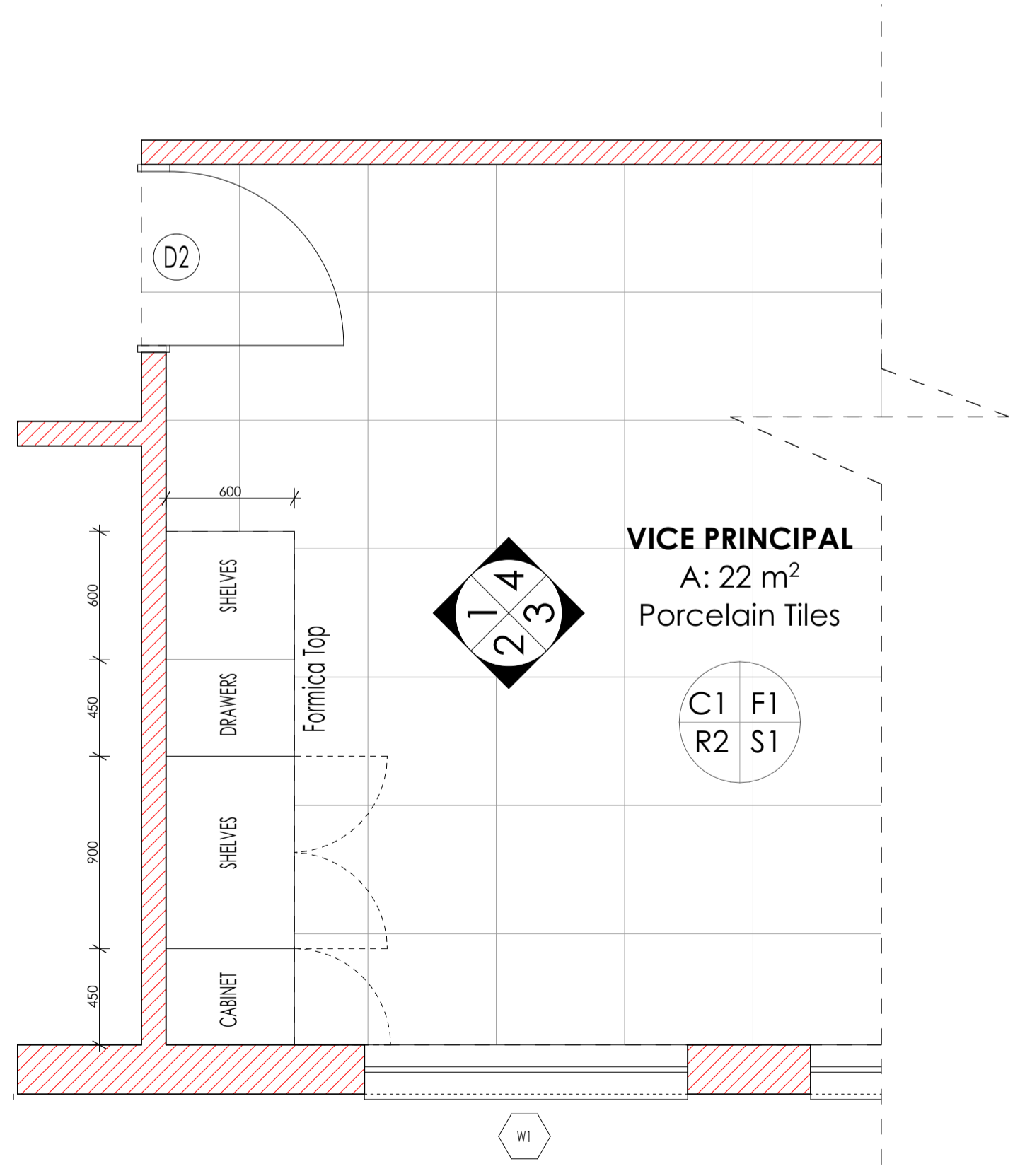
G8: CHALKBOARDS - GREEN SURFACE COLOUR

Vitreous system 1000 standard WHITEBOARD or EQUAL & APPROVED vitreous enamelled steel utility school chalkboards wall-mounted size 600mm x 1140mm high manufactured in accordance with SABS Standard CS 36:2004 Edition 4 and suitable for Class 1- Heavy Duty applications, as defined therein. Enamelled steel utility chalk board surfaces to be matt and finely structured, olive green in colour (Vitreous Colour Reference - Chalk Board Green LM197/2), applied complete with integral anodised aluminium chalk rail (ACR), fixing components and secured in position to brickwork. The Chalk boards are to be fixed in position strictly in accordance to the manufacturer's instructions.



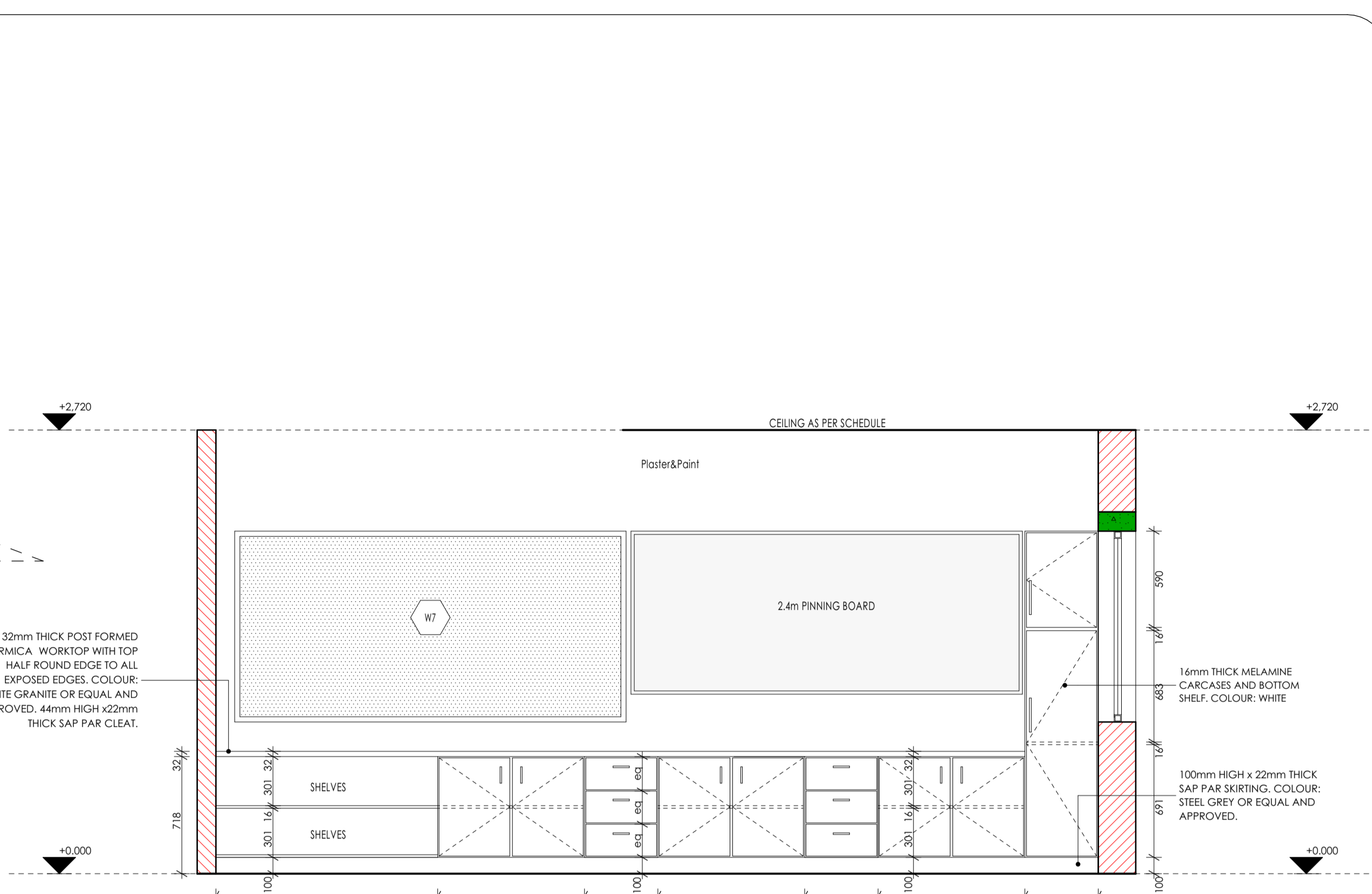
PRINCIPAL'S OFFICE PLAN:

Scale 1:25.



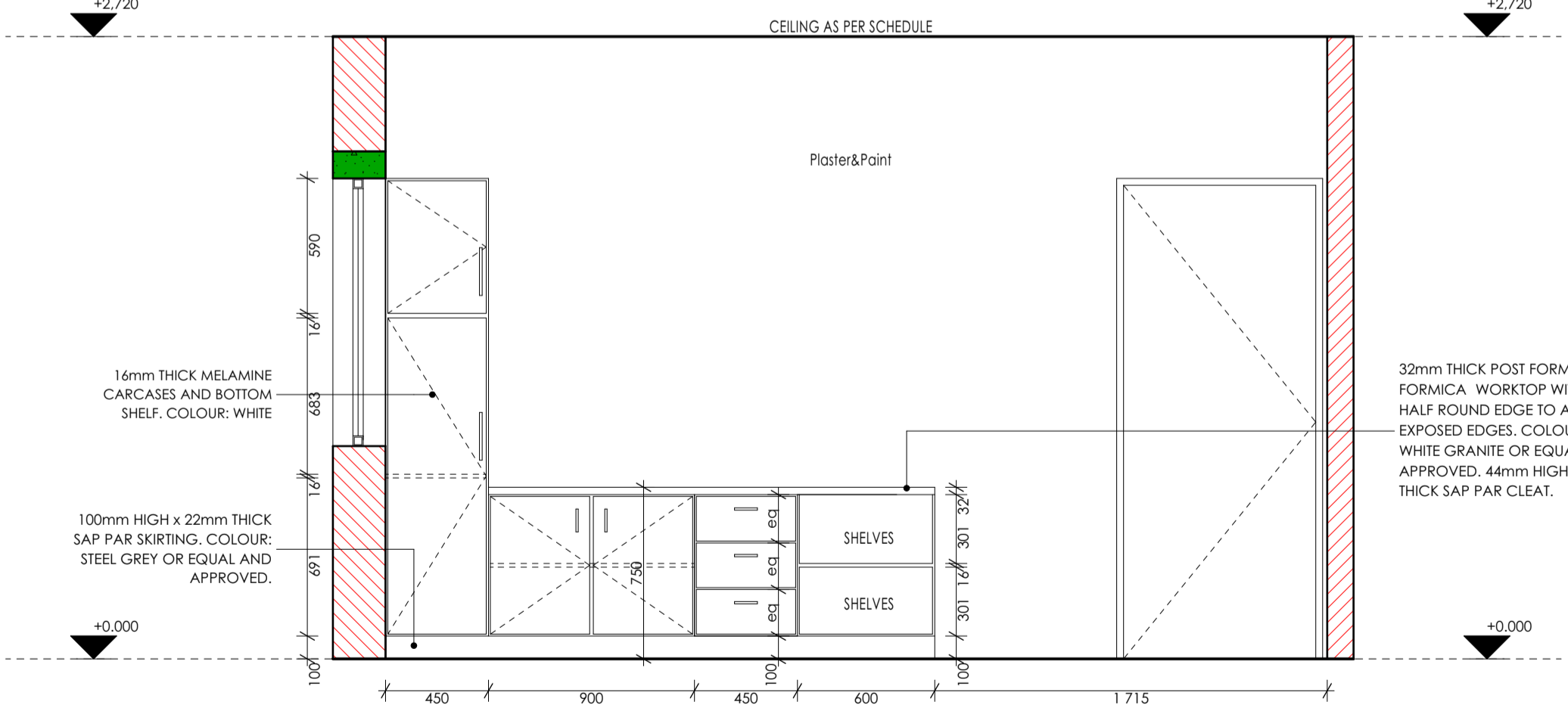
VICE PRINCIPAL'S OFFICE PLAN:

Scale 1:25.



ELEVATION 01:

Scale 1:25.



ELEVATION 01:

Scale 1:25.

ISSUED FOR TENDER

LEGEND table with symbols for new walls, existing walls to be retained, existing walls to be demolished, new fixtures to be installed, and items to be repaired or replaced.

NOTES: ALL DIMENSIONS ARE IN MILLIMETERS UNLESS OTHERWISE STATED


DIMENSIONS TO BE READ, NOT TO SCALED FROM THIS DRAWING

CONTRACTORS TO CONFIRM ALL DIMENSIONS ON SITE BEFORE CONSTRUCTION COMMENCES & ANY DISCREPANCY TO BE REPORTED TO THE PROJECT ARCHITECT

FINISHES LEGEND table with symbols for ceiling finish, floor finish, wall finish, and wall skirting finish.

SIGNATURE TABLE table with columns for discipline, sign, and date.

REVISIONS table with columns for revision number, date, and description.



DEPARTMENT OF PUBLIC WORKS, ROADS & INFRASTRUCTURE INSTITUTION

NGKONYELETS SECONDARY - 924 642 329

RESTORATIVES, REPAIRS & ADDITIONS CONTRACT - SECTION

DOCUMENTATION & PROCUREMENT DISCIPLINE

ARCHITECTURAL 4 WORK DESCRIPTION - SUB DIVISION

MEDIUM ADMINISTRATION BLOCK DRAWING DESCRIPTION

PRINCIPAL'S OFFICE JOINERY DETAILS

Table with columns for design, scale, date, responsible professional name, signature, and PR number.

CONSULTANT TECTURA - INTERNATIONAL

Contact information table for Tectura - International, including addresses and phone numbers for various offices.

ALSO IN NAMIBIA, KENYA AND GABORONE, BOTSWANA

CONTRACTOR

CAD SYSTEM table with columns for system, size, project number, and revision.

SANITARY SCHEDULE

WC'S URINALS & SHOWER

11: CERAMIC STANDARD WC (CC) CONCEALED CISTERN

Vitreous china 90° outlet WC or equal and approved top inlet closed rim back-to-wall pan. Floor Mounted to comply with SABS 497 & Fitted with "Jazz Thermostat Plastic Seat". Fitted with Concealed Flushing Cistern for WC 6-7 litres adjustable with small discharge valve access pneumatic discharge valve installed with dual flush ability & complete with all necessary fittings to manufacturer's specification and applicable SABS standards. Flush valve to be fitted with blank flush plate.

12: CERAMIC PARAPLEGIC WC

Vitreous china 90° outlet or equal and approved, top inlet closed rim back-to-wall pan to comply with SABS 497. Fitted with Cistern installed complete with all necessary fittings to manufacturer's specification and applicable SABS standards. Flush valve to be fitted with suitable extension lever.

13: CERAMIC PARAPLEGIC WC (CC) CONCEALED CISTERN

Vitreous china 90° outlet WC or equal and approved top inlet closed rim back-to-wall pan. Floor Mounted to comply with SABS 497 & Fitted with "Jazz Thermostat Plastic Seat". Fitted with Concealed Flushing Cistern for WC 6-7 litres adjustable with small discharge valve access pneumatic discharge valve installed with dual flush ability & complete with all necessary fittings to manufacturer's specification and applicable SABS standards. Flush valve to be fitted with suitable extension lever. blank flush plate & offset push button for paraplegic access.

14: CERAMIC STANDARD WC (BACK INLET)

Vitreous china 90° outlet back inlet pan to comply with SABS 497. Fitted complete with back inlet exposed flush-valve complete with all necessary fittings as per manufacturer's specifications and applicable SABS standards. Flush valve to be fitted with suitable extension lever.

15: CERAMIC STANDARD WC (CC)

Vitreous china 90° outlet, back inlet pan to comply with SABS 497. Fitted complete with matching 7 litre pushbutton top dual flush cistern fitted with quality approved heavy duty thermostat BS, seat and complete with all necessary fittings as per manufacturer's specifications and applicable SABS standards.

16: CERAMIC WALL HUNG URINAL

Vitreous china size 415x315x275 mm wall hang urinal to comply with SABS 497. Supplied with suitable 38mm CP domical grating. CP top inlet spreader and two hanger brackets and fitted with exposed flush-valve, and suitable bottle trap chrome finish as per manufacturer's specifications and applicable SABS standards.

WASH-HAND BASIN

81: WH & MIXER TAP

1000 Sanitaryware vitreous china size 560 x 415mm rounded "Tuscan", OR EQUAL AND APPROVE basin to comply with SABS 497 with single tapole configuration supplied with integrated overflow and chairstole hole through the centre semi-punched supplied with a "Tuscan" pedestal and fitted with 1 No. "Cura" Waterfall" 15mm chrome pushbutton diamond pillar top flanged backout (code KM2.102) metering tap, 30°-32° CP anti-theft plug with spindle, 308 basin waste, 3454 CP bottle trap, mounting kit and angle valves.

82: DISABLED BASIN

Vitreous china 510 x 400mm semi rounded lavatory basin to comply with SABS 497, in two tap hole configuration fitted with 2 No. chrome plated Elbow action pillar-top, with 1/2 turn ceramic disc head and blue & Red indicators water applications and flanged backout, chrome plated waste, chrome plated 32 mm standing overflow tube, chrome plated bottle trap supplied with all necessary pipe connectors. Fitted with concealed wall bracket in accordance to the manufacturer's specifications.

83: WHITE GLAZED PORCELAIN WH (VANITY)

Ceramic freecry size 450x350mm oval self-rimming vanity basin to comply with SABS 497 in one tap hole configuration supplied without overflow and fitted with 1 No. chrome plated tap with flanged backout (code KM2.102) metering tap, mounting kit and angle valves. 400mm long flexible inlets and chrome plated bottle top supplied with all necessary pipe connectors. Basin mounted on cabinet or vanity slab with silicon sealant between contact areas in strict accordance to manufacturer's specifications.

84: SMALL BASIN & 2 TAPSTRAY & SHOWER SET (FOR WORKSHOPS)

Vitreous china size 455x290mm wash basin to comply with SABS 497 in 2-tap hole configuration supplied with integrated overflow and chairstole hole with 2 No. pillar tops, chrome plated anti-theft plug with spindle plug, slotted basin waste, chrome plated bottle trap, mounting kit and angle valves with 400mm long flexible inlets supplied with all necessary pipe connectors. All brackets and fixing accessories in strict accordance to the manufacturer's specifications.

86: HEAVY DUTY BASIN & 1 No. TAP (FOR LABS)

Ceramic fire clay 560x325mm rectangular heavy duty basin in one tapole configuration to comply with SABS 497 and R4H hole plugged and fitted with 1 No. pillar top. Chrome Plated anti-theft plug with spindle plug, slotted basin waste, chrome plated bottle trap, mounting kit and angle valves with 400mm long flexible inlets supplied with all necessary pipe connectors. Fitted to wall using 2 No. Semi-concealed cast iron brackets in accordance to the manufacturer's specifications.

86: MEDIC BASIN & FITTINGS (SICK BAY)

Vitreous china 510 x 400mm semi rounded lavatory basin to comply with SABS 497, in two tap hole configuration fitted with: 2 No. chrome plated Elbow action pillar-top, with 1/2 turn ceramic disc head and blue & Red indicators water applications and flanged backout, chrome plated waste, chrome plated 32mm standing overflow tube, chrome plated bottle trap supplied with all necessary pipe connectors. Fitted with concealed wall bracket in accordance to the manufacturer's specifications.

Combination of sanitaryware, accessories and general fittings comprising of:
 • Mirror type K2 • Paper towel dispenser K8 and bin type K3 • Soap dispenser type K9 • Splashback comprising 2 No. rows of wall life finish type R5 as per finished schedule and gROUT in compliance to manufacturer's specifications and government standard specifications. Installation heights as indicated in the drawings.

SINKS:

X1: STAINLESS STEEL SINK

Stainless steel 1000 x 457mm inset single end bowl with recessed drainage ledge and folded edges. Bowl to be fitted to kitchen cupboard (cupboard elsewhere measured). Grade 304 (18/10) Stainless Steel sink to comply with SABS 906 fitted with: Approved Sink mixer - wall type, chrome plated swivel Outlet, adjustable and supplied with suitable gaskets in accordance to manufacturer's specifications. Sink installation height = 900mm AFFL.

X2: STAINLESS STEEL SINK

Stainless steel 1500 x 457mm inset double end bowl with recessed drainage ledge and folded edges. Bowl to be fitted to kitchen cupboard (cupboard elsewhere measured). Grade 304 (18/10) Stainless Steel sink to comply with SABS 906 fitted with: Approved Sink mixer - wall type, chrome plated overarm swivel Outlet, adjustable wall flanges and supplied with suitable accessories in accordance to manufacturer's specifications. Sink installation height = 900mm AFFL.

X3: CERAMIC SINK

Ceramic freecry 435 x 335 x 180 mm rectangular laboratory sink without overflow, with a centre end waste outlet. fitted to the wall on two semi-concealed brackets supplied with all necessary accessories (all to be acid resistant)

X4: SINGLE WASH TROUGH (Inset) & 2 No. TAPS

820mm x 530mm inset wash trough manufactured from grade 18/10 SS. stainless steel with radiused internal corners and provision for a 40mm dia. outlet. Fitted with Approved 2No. CP bibtaps - plain extended chrome plated, complete with sliding wall flanges. Un-slotted sink waste with back nut, plug with strap, chain and stay. CP, P trap, with deep seal and cleaning eye. Rough brass. Sink installation height = 900mm AFFL. Cut out size 535 x 425mm.

X5: DOUBLE WASH TROUGH (Inset) & 2 No. TAPS

1200 x 530 x 200mm Double bowl wall hung wash trough manufactured from grade 304 (18/10) SS. radiused internal corners and provision for a 40mm dia. outlet. fitted with: Approved 2no wall type bibtaps, with Swivel Outlet, adjustable wall flanges and exposed adjustable connections. CP, Un-slotted sink waste with back nut and plug with strap. CP. Double drain black rubber deep seal P trap. Sink mounted on 2no. 25mm square SS gallow brackets, front leg and adjustable foot piece of height of 915mm AFFL.

SANITARY ACCESSORIES

K1: SS TOILET ROLL HOLDER - 2 ROLL

Standard stainless steel toilet roll holder (2 roll) 150mm width x 270mm high 275mm depth Toilet Roll Holder manufactured from 18/10 Stainless Steel, surface satin finish, including screws and dowels and all other necessary accessories in accordance to manufacturer's specifications.

K2: GLASS MIRROR

6mm thick clear floor glass silver-backed mirror, size 450x900mm height with polished bevelled edges 4 times holed for and fixed, with chromium plated dome-headed mirror screws

K3: SS WASTE BIN

320W x 520H x 200D Waste bin manufactured from 18/10 Stainless steel, Surface Satin Finish, Material Thickness 1.5mm, including Screws, dowels and all necessary accessories in accordance to manufacturer's specifications.

K4: SANITARY BIN (PLASTIC)

190mm x 200mm x 600mm Plastic Sanitary Pedal Bin with capacity of 100 Liters per pack Complete with all necessary accessories and installed in accordance to manufacturer's specifications.

K5: SOAP HOLDER

Single semi-recessed ceramic soap dish Complete with all necessary accessories and installed in accordance to manufacturer's specifications.

K6: WALL GRAB RAILS-PARAPLEGIC

Stainless steel 914 x 90 x 30mm diameter wall (rear) grab rail, in satin polished finish complete with SS fixing screws and plastic wall plugs. Installed as per manufacturer's instructions.

K7: GRAB RAILS (RIGHT/LEFT HAND)-PARAPLEGIC

Stainless steel 914 x 914 x 25mm diameter (right/left hand side toilet grab rail with 450mm high centre flange, in satin polished finish complete with SS fixing screws and plastic wall plugs. Installed as per manufacturer's instructions.

K8: PAPER TOWEL DISPENSER

330mmWx355mmHx230mmD tear and dry paper hand towel dispenser in stainless steel. Complete with screws, locking key, and all necessary accessories and installed in accordance to manufacturer's specifications.

K9: SOAP DISPENSER (WASH-BASIN MOUNTED)

115W x 270H x 110D Stainless steel Hands-Free soap dispenser. Complete with screws, locking key, and all necessary accessories and installed in accordance to manufacturer's specifications.

K10: ALUMINIUM COAT HOOKS (Multi-track)

800mm Wide x 220mm High x 90mm High Aluminium Multi-track Hat and Coat Hook in multi-track two hooks Configuration With Anodised Silver Finish Complete with Screws

K11: HAND DRYER (Hands free)

As per Electrical Engineers specification

K12: TOWEL RAIL

55mm dia. Polished 900mm long towel rail complete with all necessary accessories in accordance to manufacturer's specifications. Installation height as per architect's drawing

K13: SHOWER CURTAIN RAIL (aluminium)

20mm dia. standard chromium plated shower curtain rail 1300mm long with flanged ends and screws CP fixing height as per PA's drawing.

GENERAL FIXTURES

G1: DOOR PROTECTOR

200mm wide UPVC Door Protector manufactured in high impact resistant rigid UPVC (Colour Grey) and cut to suit door width from 3m length, installed strictly in accordance to manufacturer's specifications. Installation height 900mm above FF, or as specified.

G2: PROTECTOR SCREEN

Full-down PVC screen size 2440 x 1855mm (viewing area 2240 x 1755mm) with wall-mounted code SCM40 Keystone Brackets Adjustable Set of 2, size 300mm. To be supplied complete with all accessories, and fitted in strict accordance with manufacturer's instructions.

G3: FINBOARD 1500W X 1000H

Finboard size 1000mm H x 1500mm W comprising of laminated soft board core pinning material beaded all round with anodised aluminium channel surround milled at the corners. To be fitted complete with fixing brackets, screws and wall plugs at 900mm above floor level.

G4: FINBOARD 300W X 1200H

Finboard size 300mm H x 1200mm W comprising of laminated soft board core pinning material beaded all round with anodised aluminium channel surround milled at the corners. To be fitted complete with fixing brackets, screws and wall plugs at 900mm above floor level.

G5: WINDOW NORMAL BLINDS (vertical fabric)

127 mm vertical deco blinds with anodised aluminium headrail fitted with colour coordinated insert. All runners to be wheeled and fitted with individual clutch mechanism. All runners to be connected by stainless steel links. Till mechanism to be operated by a nylon ball chain with a reduction gear inside a fully enclosed cap. Blinds to be face fixed (fitted over the window opening) by means of concealed type fixing brackets.

G6: FLOOR DRAIN

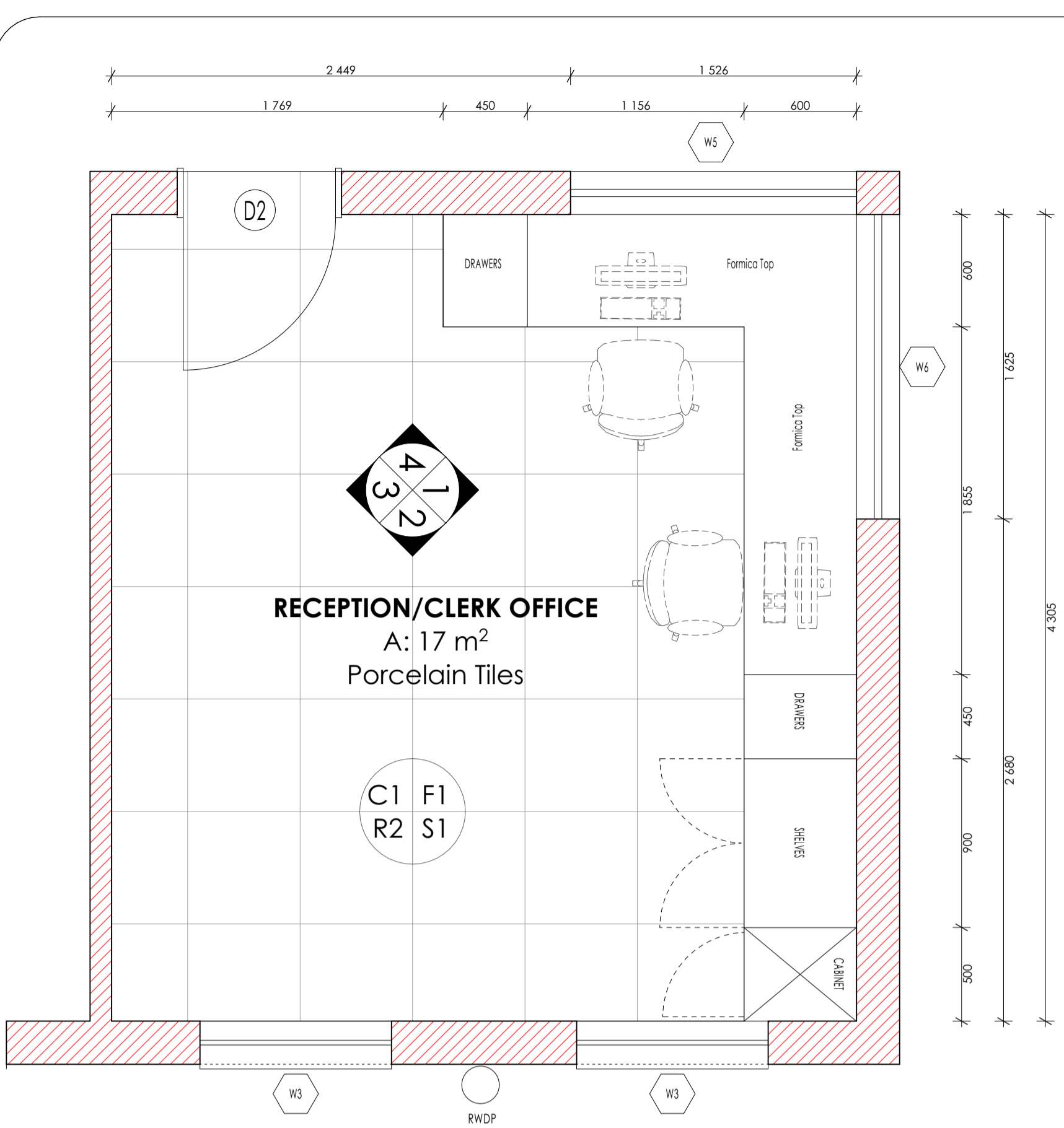
Cast iron flat type 5/8-flow outlets size 110 mm diameter with centre ball, including connections to downpipes.

G7: 36 FLOOR EXPANSION JOINT COVER

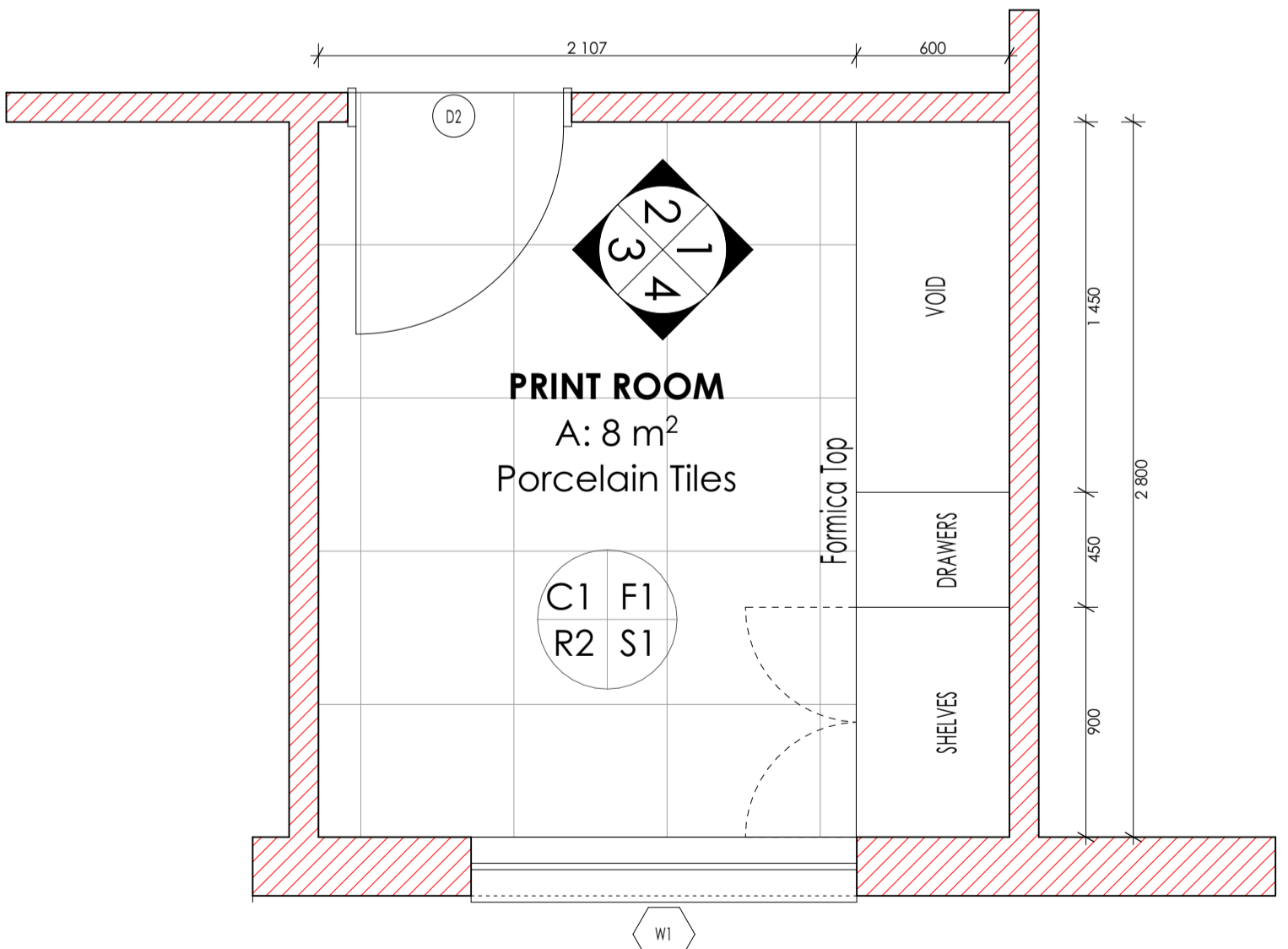
Co-ordinated heavy-duty stainless steel movement joint strip, with polyurethane infill (colour grey). To be installed within the tile surface over the 20mm expansion joints, in accordance to the manufacturer's specifications.

G8: CHALKBOARDS - GREEN SURFACE COLOUR

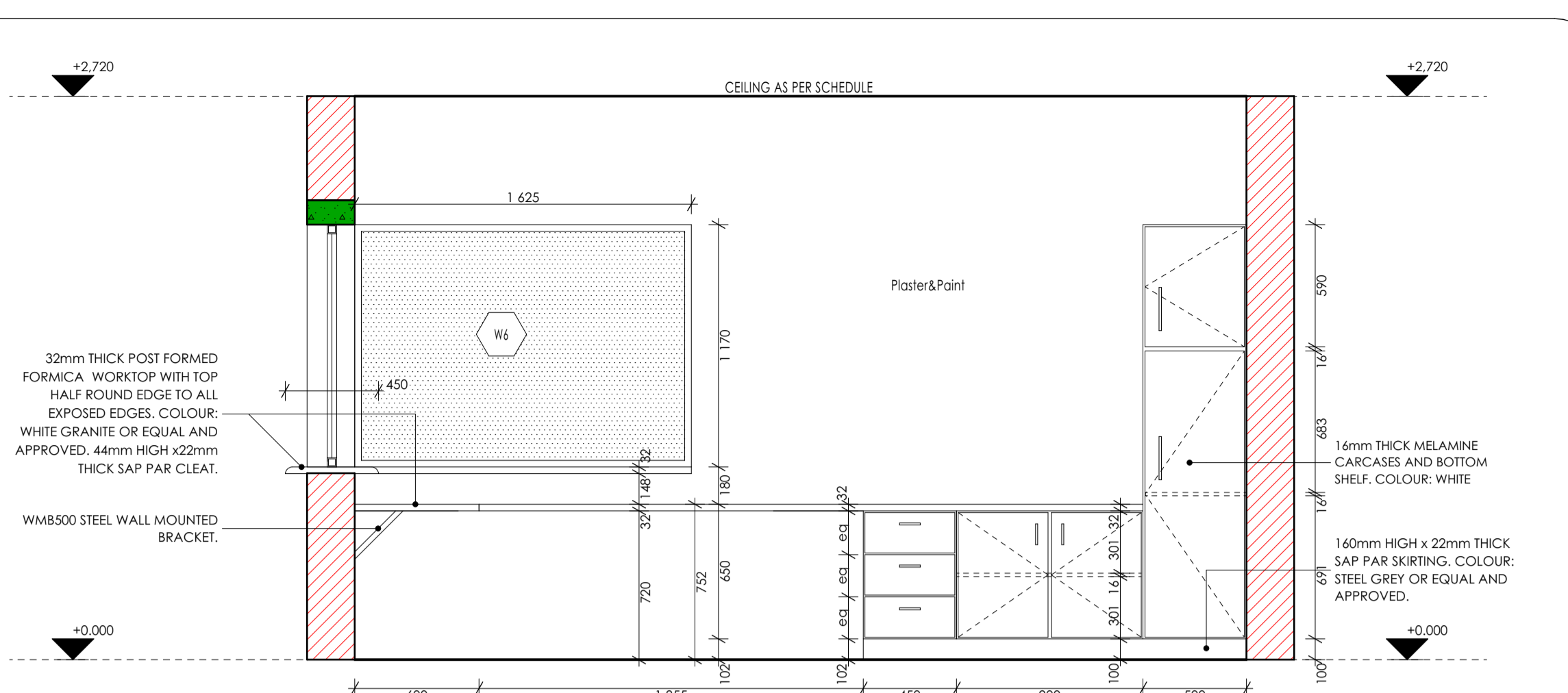
Vitreous system 1000 standard WHITEBOARD OR EQUAL & APPROVED vitreous enamelled steel utility school chalkboards wall-mounted size 800mm x 1140mm high manufactured in accordance with SABS Standard CS 30:2004 Edition 4 and suitable for Class 1 Heavy Duty applications, as defined therein. Enamel steel utility chalk board surfaces to be matt and finely structured, olive green in colour (Vitreous Colour Reference - Chalk Board Green LM1797Z), applied complete with integral anodised aluminium chalk rail (ACR), fixing components and secured in position to brickwork. The Chalk boards are to be fixed in position strictly in accordance to the manufacturer's instructions.



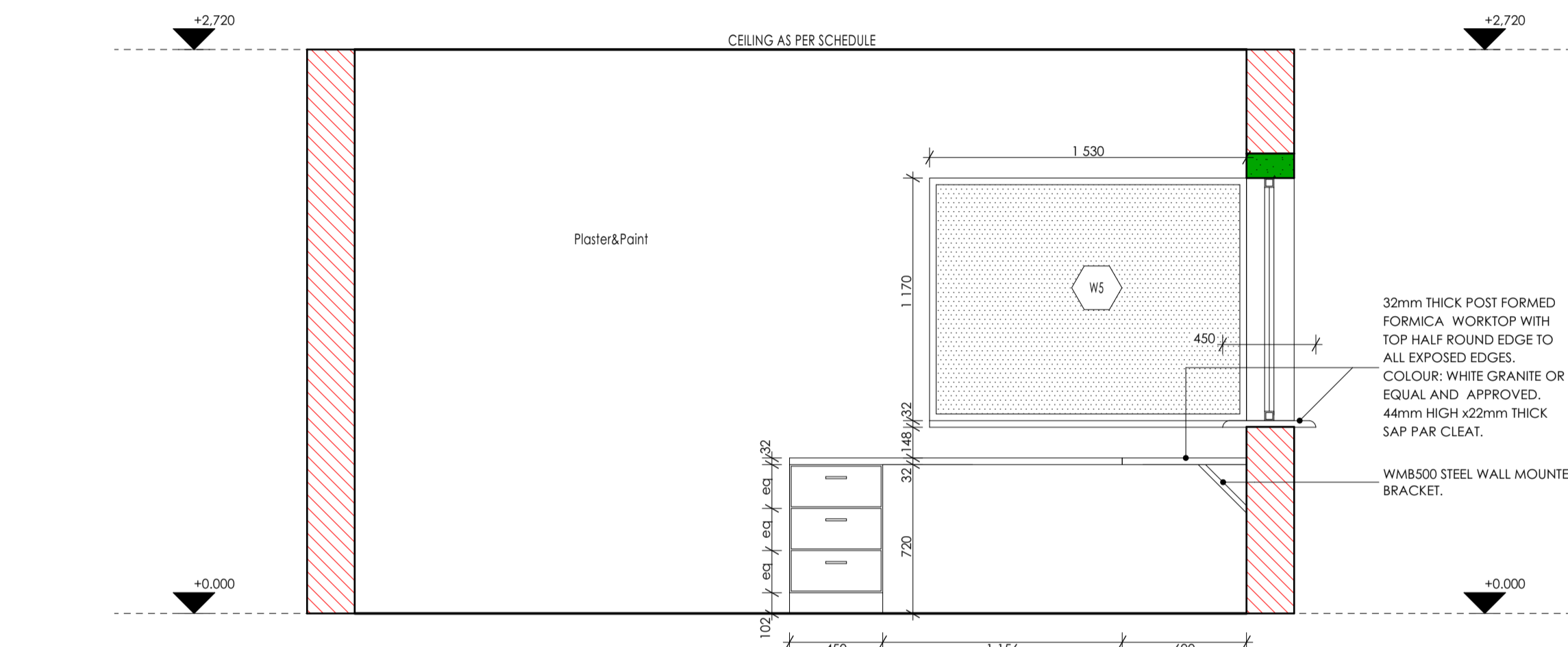
RECEPTION/CLERK OFFICE PLAN:
Scale 1:25.



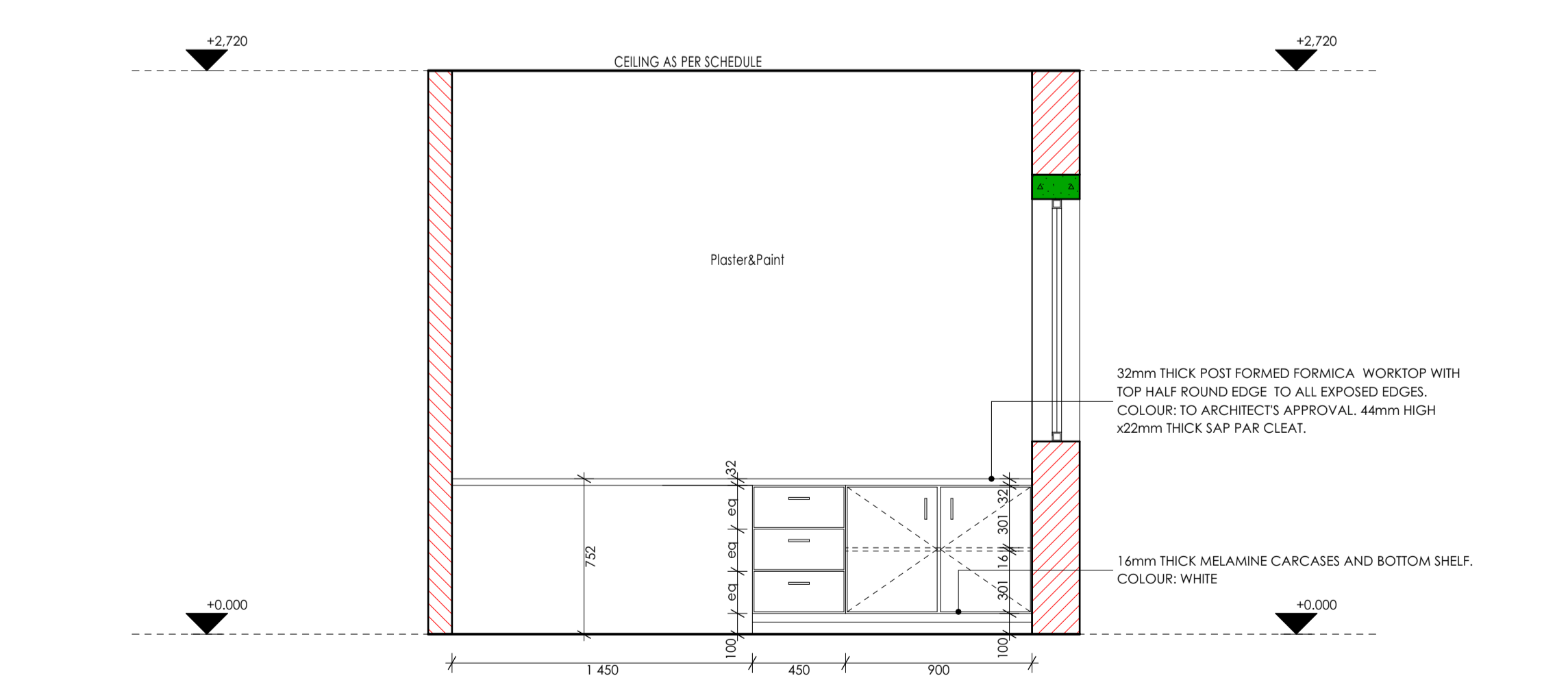
PRINT ROOM PLAN:
Scale 1:25.



ELEVATION 01:
Scale 1:25.



ELEVATION 04:
Scale 1:25.



ELEVATION 01:
Scale 1:25.

ISSUED FOR TENDER

LEGEND

- NEW WALLS
- EXISTING WALL TO BE RETAINED
- EXISTING WALL TO BE DEMOLISHED
- NEW FIXTURES & FITTING TO BE INSTALLED
- ITEMS IN RED AND (OR) DASHED LINES ARE TO BE REPAIRED AND (OR) REPLACED

NOTES
ALL DIMENSIONS ARE IN MILLIMETERS UNLESS OTHERWISE STATED

DIMENSIONS TO BE READ, NOT TO SCALED FROM THIS DRAWING

CONTRACTORS TO CONFIRM ALL DIMENSIONS ON SITE BEFORE CONSTRUCTION COMMENCES & ANY DISCREPANCY TO BE REPORTED TO THE PROJECT ARCHITECT

FINISHES LEGEND

CEILING FINISH: C F S
 FLOOR FINISH: F S
 WALL FINISH: W S
 WALL SKIRTING FINISH: WS

SIGNATURE TABLE

DISCIPLINE	SIGN	DATE
CLIENT		
PLAN EXAMINER		
FIRE CONTROL		
ENVIRONMENTAL		
ROADS STORMWATER		
WATER & SANITATION		

REVISIONS

REV. NO.	DATE	DESCRIPTION
C	NOV 19	APPROVED SCOPING REPORT
B	JULY 19	AMENDMENTS TO DESIGN LAYOUT
A	SEPT 17	FIRST ISSUE OF DRAWING

LIMPOPO
PROVINCIAL GOVERNMENT
REPUBLIC OF SOUTH AFRICA

DEPARTMENT OF
PUBLIC WORKS, ROADS & INFRASTRUCTURE
INSTITUTION

NGKONYELETSE SECONDARY - 924 642 329

RESTORATIVES, REPAIRS & ADDITIONS

CONTRACT - SECTION

DOCUMENTATION & PROCUREMENT

DISCIPLINE: ARCHITECTURAL 4
 WORK DESCRIPTION - SUB DIVISION: MEDIUM ADMINISTRATION BLOCK
 DRAWING DESCRIPTION: RCPTN/CLK OFC. | PRINT RM. JOINERY DTLS

DRG. No.	301-08	08/10	ITEM No.
DESIGN	NA	KSN	DRAWN
SCALE	AS SHOWN	ES	CHECK
DATE	RESPONSIBLE PROFESSIONAL NAME	SIGN	PR. NUMBER
NOV 2019	T. MAN'ADZA		PrArch 43981757

DRAWING CO-ORDINATED

CONSULTANT

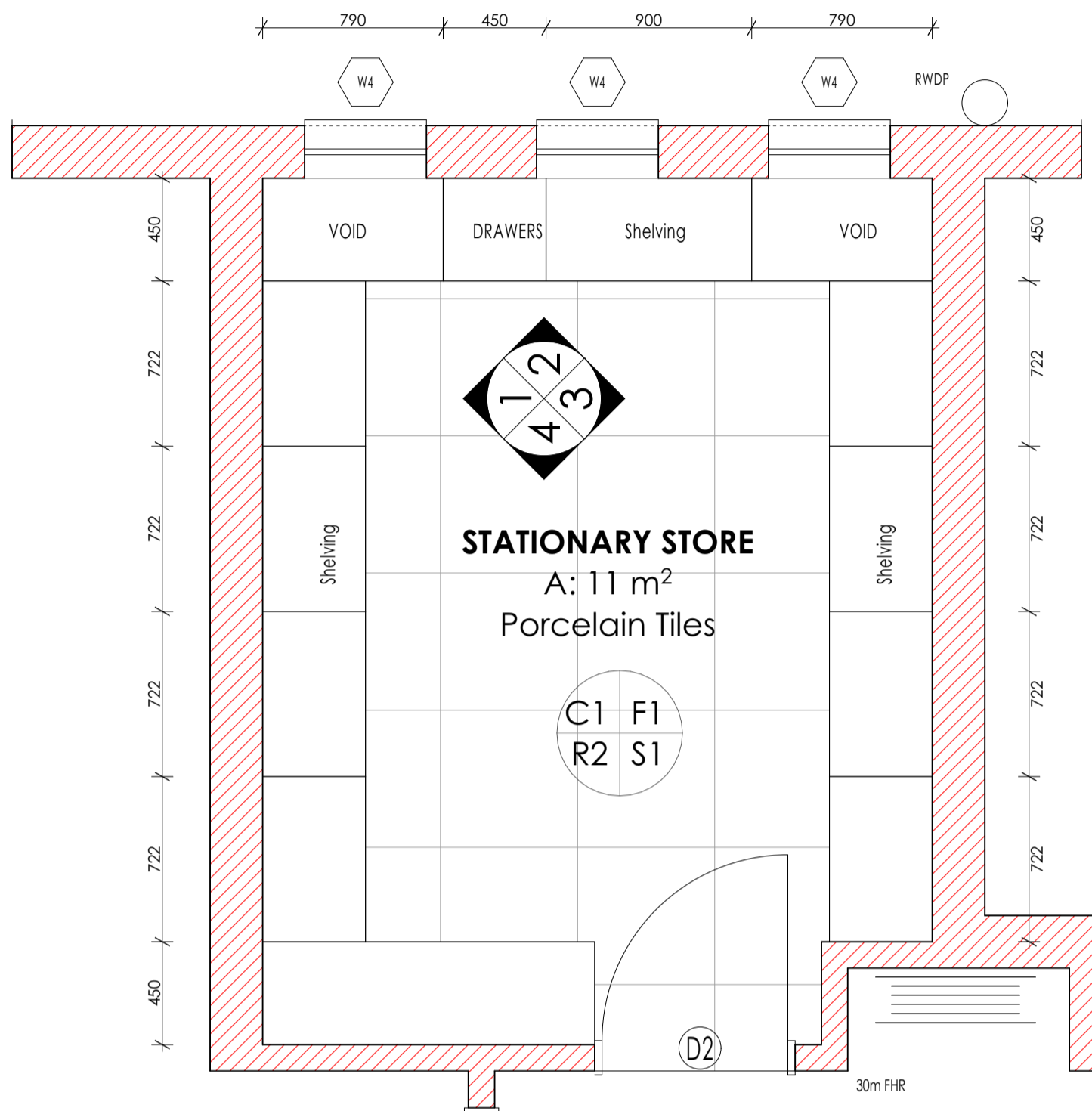
TECTURA - INTERNATIONAL

ALSO IN NAMPOLI, KENYA AND GABORONE, BOTSWANA

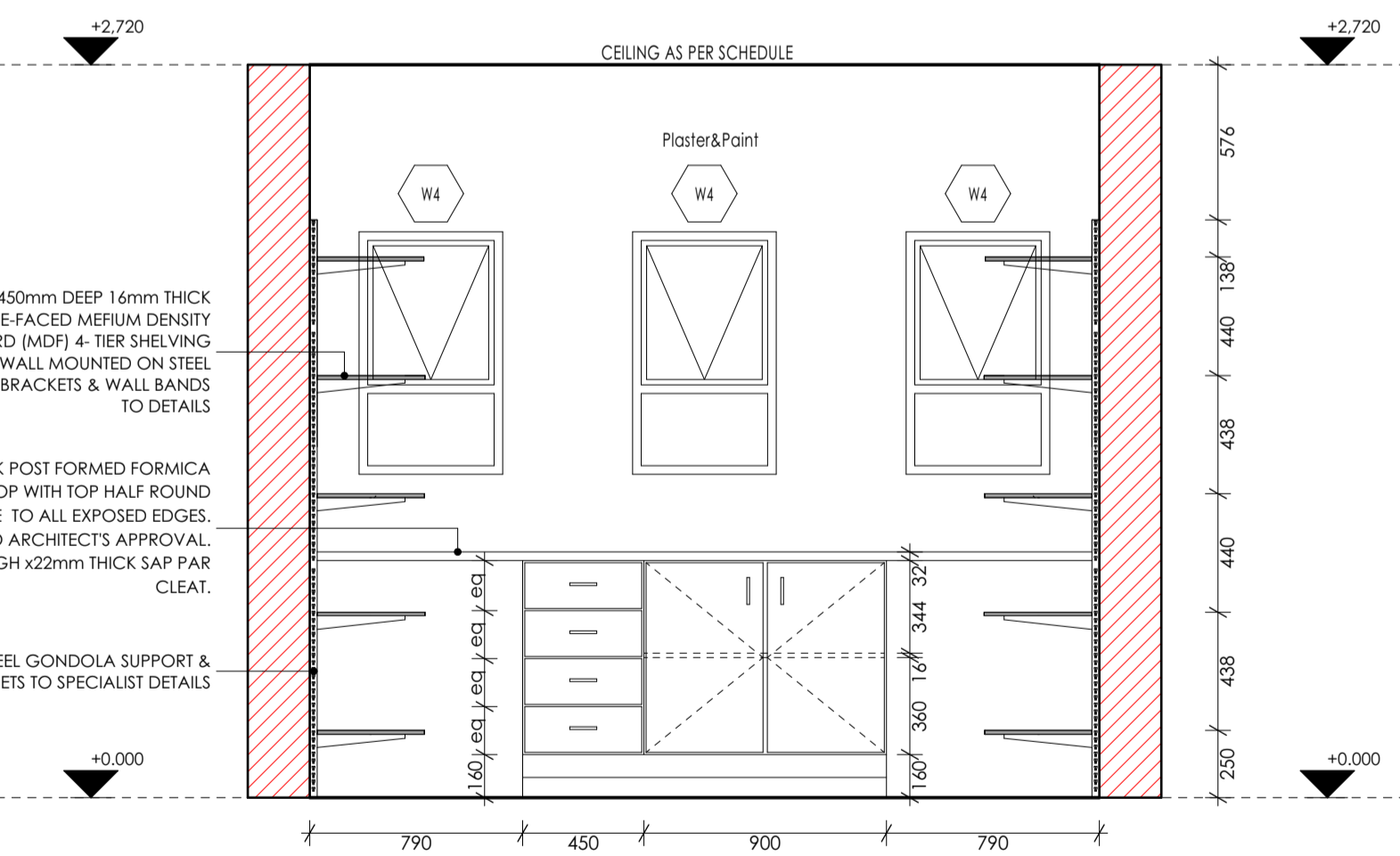
CONTRACTOR

CAD SYSTEM	AUTOCAD	FILE NAME
SIZE	PROJECT NUMBER	REV
A1	LDPW - PROF/16002/D16	0

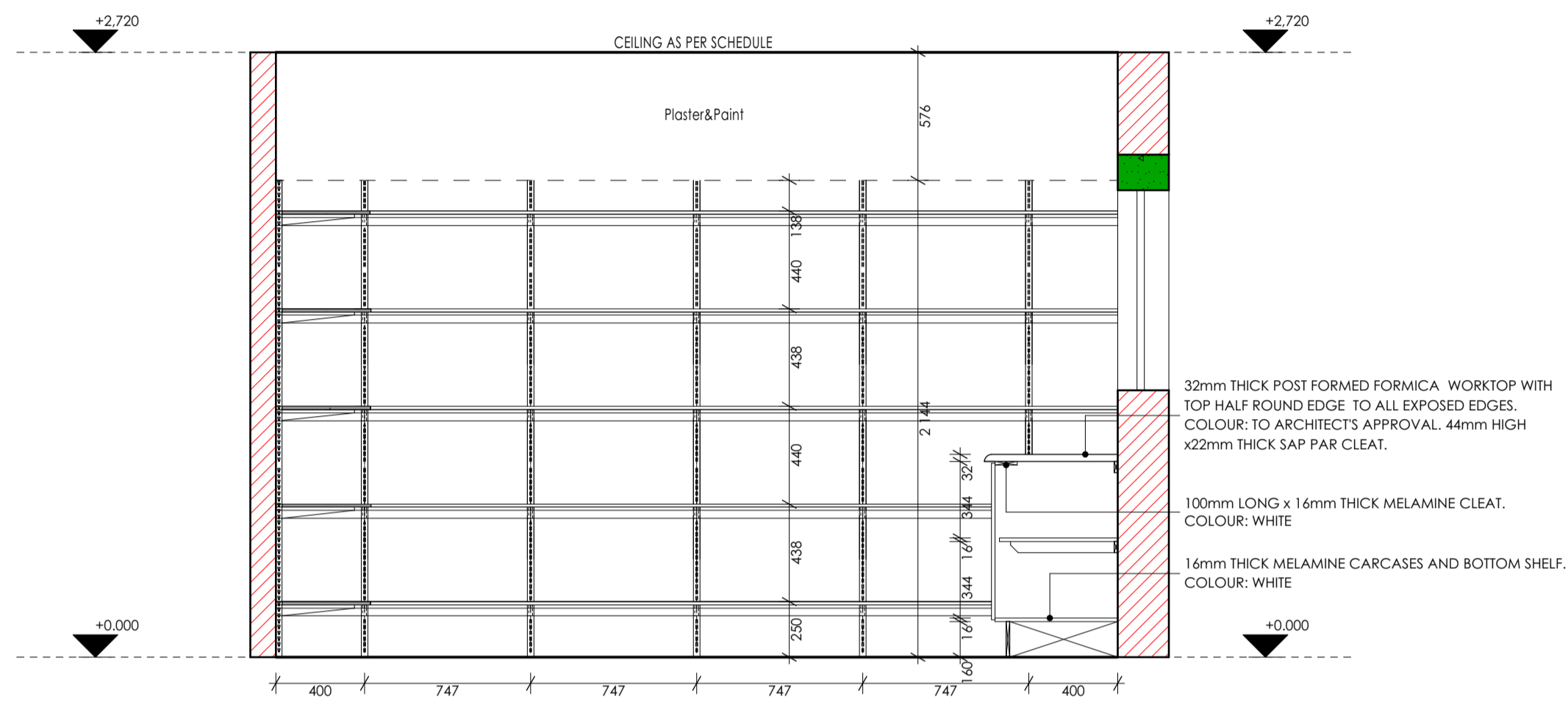
SANITARY SCHEDULE	
WC'S URINALS & SHOWER	
I1: CERAMIC STANDARD WC (CC) CONCEALED CISTERN	
Vitreous china 90° outlet WC or equal and approved top inlet closed rim back-to-wall pan. Floor Mounted to comply with SABS 497 & Fitted with "Jazz Thermostat Plastic Seat". Fitted with Concealed Flushing Cistern for WC 6-7 litres adjustable with small discharge valve access pneumatic discharge valve installed with dual flush ability & complete with all necessary fittings to manufacturer's specification and applicable SABS standards. Flush valve to be fitted with blank flush plate.	
I2: CERAMIC PARAPLEGIC WC	
Vitreous china 90° outlet or equal and approved, top inlet closed rim back-to-wall pan to comply with SABS 497. Fitted with Cistern installed complete with all necessary fittings to manufacturer's specification and applicable SABS standards. Flush valve to be fitted with suitable extension lever.	
I3: CERAMIC PARAPLEGIC WC (CC) CONCEALED CISTERN	
Vitreous china 90° outlet WC or equal and approved top inlet closed rim back-to-wall pan. Floor Mounted to comply with SABS 497 & Fitted with "Jazz Thermostat Plastic Seat". Fitted with Concealed Flushing Cistern for WC 6-7 litres adjustable with small discharge valve access pneumatic discharge valve installed with dual flush ability & complete with all necessary fittings to manufacturer's specification and applicable SABS standards. Flush valve to be fitted with suitable extension lever. blank flush plate & offset push button for paraplegic access	
I4: CERAMIC STANDARD WC (BACK INLET)	
Vitreous china 90° outlet back inlet pan to comply with SABS 497. Fitted complete with back inlet exposed flush-valve complete with all necessary fittings as per manufacturer's specifications and applicable SABS standards. Flush valve to be fitted with suitable extension lever.	
I5: CERAMIC STANDARD WC (CC)	
Vitreous china 90° outlet, back inlet pan to comply with SABS 497 Fitted complete with matching 7 litre pushbutton top dual flush cistern fitted with quality approved heavy duty thermostat FS, seat and complete with all necessary fittings as per manufacturer's specifications and applicable SABS standards.	
I6: CERAMIC WALL HUNG URINAL	
Vitreous china size 415x135x75 mm wall hang urinal to comply with SABS 497. Supplied with suitable 38mm CP domical grating, CP top inlet spreader and two hanger brackets and fitted with exposed flush-valve, and suitable bottle trap chrome finish as per manufacturer's specifications and applicable SABS standards.	
WASH-HAND BASIN	
B1: WHB & MIXER TAP	
Vitreous china size 560 x 415mm rounded "Tuscany", OR EQUAL AND APPROVE basin to comply with SABS 497 with single tap hole configuration supplied with integrated overflow and chairstay hole through the centre semi-punched supplied with a "Tuscany" pedestal and fitted with No. "Cobra" Waterflex 15mm chrome pushbutton diamond pillar tap with flanged backnut (code KMZ102) metering tap, 30°-32° CP anti-theft plug with spindle, 308 basin waste, 365x47° CP bottle trap, mounting kit and angle valves.	
B2: DISABLED BASIN	
Vitreous china 510 x 400mm semi rounded lavatory basin to comply with SABS 497, in two tap hole configuration fitted with 2 No. chrome plated Elbow action pillar-tap, with 1/2 turn ceramic disc head and blue & Red indicators water applications and flanged backnut, chrome plated waste, chrome plated 52 mm standing overflow tube, chrome plated bottle trap supplied with all necessary pipe connectors, fixed with concealed wall bracket in accordance to the manufacturer's specifications.	
B3: WHITE GLAZED PORCELAIN WHB (VANITY)	
Ceramic freecry size 450x350mm oval self-rimming vanity basin to comply with SABS 497 in one tap hole configuration supplied without overflow and fitted with: No. chrome plated tap with flanged backnut (code KMZ102) metering tap, mounting kit and angle valves. 400mm long flexible inlets and chrome plated bottle trap supplied with all necessary pipe connectors. Basin mounted on cabinet or vanity side with silicon sealant between contact area in strict accordance to manufacturer's specifications.	
B4: SMALL BASIN & 2 TAP STRAY & SHOWER SET (FOR WORKSHOPS)	
Vitreous china size 455x290mm wash basin to comply with SABS 497 in 2-tap hole configuration supplied with integrated overflow and chairstay hole with 2No. pillar taps, chrome plated anti-theft plug with spindle plug, sloped basin waste, chrome plated bottle trap, mounting kit and angle valves with 400mm long flexible inlets supplied with all necessary pipe connectors. All brackets and fixing accessories in strict accordance to the manufacturer's specifications.	
B6: HUMIDITY BASIN & No. TAP (FOR LABS)	
Ceramic fire clay 560x350mm rectangular heavy duty basin in one tap hole configuration to comply with SABS 497 and RH4 hole plugged and fitted with No. pillar tap, Chrome Plated anti-theft plug with spindle plug, sloped basin waste, chrome plated bottle trap, mounting kit and angle valves with 400mm long flexible inlets supplied with all necessary pipe connectors. Fitted to wall using 2No. Semi-concealed cast iron brackets in accordance to the manufacturer's specifications.	
B6: MEDIC BASIN & FITTINGS (SICK BAY)	
Vitreous china 510 x 400mm semi rounded lavatory basin to comply with SABS 497, in two tap hole configuration fitted with: 2 No. chrome plated Elbow action pillar-tap, with 1/2 turn ceramic disc head and blue & Red indicators water applications and flanged backnut, chrome plated waste, chrome plated 32mm standing overflow tube, chrome plated bottle trap supplied with all necessary pipe connectors, fixed with concealed wall bracket in accordance to the manufacturer's specifications.	
Combination of sanitaryware, accessories and general fittings comprising of: • Mirror type K2 • Paper towel dispenser K8 and bin type K3 • Soap dispenser type K9 • Splashback comprising 2No. rows of wall tile finish type R5 as per finishes schedule and gROUT in compliance to manufacturer's specifications and government standard specifications. Installation heights as indicated in the drawings.	
SINKS:	
X1: STAINLESS STEEL SINK	
Stainless steel 1000 x 437mm inset single end bowl with recessed drainage ledge and folded edges. Bowl to be fitted to kitchen cupboard (cupboard elsewhere measured). Grade 304 (18/10) Stainless Steel sink to comply with SABS 906 fitted with: Approved Sink mixer-wall type, chrome plated swivel Outlet, adjustable and supplied with suitable gaskets in accordance to manufacturer's specifications. Sink installation height = 900mm AFFL.	
X2: STAINLESS STEEL SINK	
Stainless steel 1500 x 437mm inset double end bowl with recessed drainage ledge and folded edges. Bowl to be fitted to kitchen cupboard (cupboard elsewhere measured). Grade 304 (18/10) Stainless Steel sink to comply with SABS 906 fitted with: Approved Sink mixer-wall type, with chrome plated overarm swivel Outlet, adjustable wall flanges and supplied with suitable accessories in accordance to manufacturer's specifications. Sink installation height = 900mm AFFL.	
X3: CERAMIC SINK	
Ceramic freecry 435 x 335 x 180 mm rectangular laboratory sink without overflow, with a centre end waste outlet, fitted to the wall on two semi-concealed brackets supplied with all necessary accessories (all to be acid resistant)	
X4: SINGLE WASH TROUGH (Inset) & 2 no. TAPS	
830mm x 330mm inset wash trough manufactured from grade 18/10 SS. stainless steel with radiused internal corners and provision for a 40mm dia. outlet. Fitted with Approved 2No. CP bibtaps - plain extended chrome plated, complete with sliding wall flanges. Un-sloped sink waste with back nut, plug with stirrup, chain and stay, CP, "P" trap, with deep seal and cleaning eye. Rough brass. Sink installation height = 900mm AFFL. Cut out size 335 x 425mm.	
X5: DOUBLE WASH TROUGH (Inset) & 2 no. TAPS	
1020 x 330 x 200mm Double bowl wall hung wash trough manufactured from grade 304 (18/10) SS. radiused internal corners and provision for a 40mm dia. outlet. Fitted with: Approved 2No wall type bibtaps, with Swivel Outlet, adjustable wall flanges and exposed adjustable connections. CP, Un-sloped sink waste with back nut and plug with stirrup, CP. Double drain black rubber deep seal "P"-trap. Sink mounted on 2No. 25mm square SS gallow brackets, front leg and adjustable foot piece at height of 915mm AFFL.	
SANITARY ACCESSORIES	
K1: SS TOILET ROLL HOLDER - 2 ROLL	
Stanzora stainless steel toilet roll holder (2 roll) 150mm width x 270mm high 275mm depth Toilet Roll Holder manufactured from 18/10 Stainless Steel, surface satin finish, including screws and dowels and all other necessary accessories in accordance to manufacturer's specifications.	
K2: GLASS MIRROR	
6mm thick clear float glass silver-backed mirror, size 450x900mm height with polished bevelled edges 4 times hole for and fixed, with chromium plated dome-headed mirror screws	
K3: WASTE BIN	
320W x 520H x 200D Waste bin manufactured from 18/10 Stainless steel, Surface Satin Finish, Material Thickness 1.5mm, including Screws, dowels and all necessary accessories in accordance to manufacturer's specifications.	
K4: SANITARY BIN (PLASTIC)	
100mm x 200mm x 600mm Plastic Sanitary Pedal Bin with capacity of 100 Liters per pack Complete with all necessary accessories and installed in accordance to manufacturer's specifications.	
K5: SOAP HOLDER	
Single semi-recessed ceramic soap dish Complete with all necessary accessories and installed in accordance to manufacturer's specifications.	
K6: WALL GRAB RAILS-PARAPLEGIC	
Stainless steel 914 x 90 x 30mm diameter wall (rear) grab rail, in satin polished finish complete with SS fixing screws and plastic wall plugs. Installed as per manufacturer's instructions.	
K7: GRAB RAILS (RIGHT/LEFT HAND)-PARAPLEGIC	
Stainless steel 914 x 914 x 25mm diameter (right hand) side toilet grab rail with 450mm high centre flange, in satin polished finish complete with SS fixing screws and plastic wall plugs. Installed as per manufacturer's instructions.	
K8: PAPER TOWEL DISPENSER	
330mmWx355mmHx230mmD tear and dry paper hand towel dispenser in stainless steel. Complete with screws, locking key, and all necessary accessories and installed in accordance to manufacturer's specifications.	
K9: SOAP DISPENSER (HIGH-WALL MOUNTED)	
115W x 270H x 110D Stainless Hands Free soap dispenser. Complete with screws, locking key, and all necessary accessories and installed in accordance to manufacturer's specifications.	
K10: ALUMINIUM COAT HOOKS (Multi-track)	
800mm Wide x 220mm High x 90mm High Aluminium Multi-track Hat and Coat Hook in multi-track two hooks Configuration With Anodised Silver Finish Complete with Screws	
K11: HAND DRYER (Hands free)	
As per Electrical Engineers specification	
K12: TOWEL RAIL	
55mm dia. Polished 900mm long towel rail complete with all necessary accessories in accordance to manufacturer's specifications. Installation height as per architect's drawing	
K13: SHOWER CURTAIN RAIL (aluminum)	
20mm dia. standard chromium plated shower curtain rail 1300mm long with flanged ends and screws CP fixing height as per PA's drawing.	
GENERAL FIXTURES	
G1: DOOR PROTECTOR	
200mm wide uPVC Door Protector manufactured in high impact resistant rigid uPVC (Colour Grey) and cut to suit door width from 3m length, installed strictly in accordance to manufacturer's specifications. Installation height 900mm above FF, or as specified.	
G2: PROJECTION SCREEN	
Full down PVC screen 282, 340 x 1850mm (viewing area 2340 x 1750mm) with wall-mounted code SCM40 Keystone brackets Adjustable Set of 2, size 300mm. To be supplied complete with all accessories, and fitted in strict accordance with manufactures instructions.	
G3: FINBOARD 1500W X 1000H	
Finboard size 1000mm H x 1500mm W comprising of laminated soft board core pinning material beaded all round with anodised aluminium channel surround fitted at the corners. To be fitted complete with fixing brackets, screws and wall plugs at 900mm above floor level.	
G4: FINBOARD 300W X 1000H	
Finboard size 1000mm H x 300mm W comprising of laminated soft board core pinning material beaded all round with anodised aluminium channel surround fitted at the corners. To be fitted complete with fixing brackets, screws and wall plugs at 900mm above floor level.	
G5: WINDOW NORMAL BUNDS (vertical fabric)	
127 mm vertical deco blinds with anodised aluminium headrail fitted with colour coordinated insert. All runners to be wheeled and fitted with individual clutch mechanism. All runners to be connected by stainless steel fins. Till mechanism to be operated by a nylon ball chain with a reduction gear inside a fully enclosed cap. Blinds to be face fixed (fitted over the window opening) by means of concealed type fixing brackets.	
G6: FLOOR DRAIN	
Cast iron flat type 5/8-flow outlets size 110 mm diameter with centre ball, including connections to downpipes.	
G7: SS FLOOR EXPANSION JOINT COVER	
Concealed heavy duty stainless steel movement joint strip, with polyurethane infill (colour grey). To be installed within the tile surface over the 20mm expansion joints, in accordance to the manufacturer's specifications.	
G8: CHALKBOARDS - GREEN SURFACE COLOUR	
Vitreous system 1000 standard WHITEBOARD or EQUAL & APPROVED vitreous enameled steel utility school chalkboards wall-mounted size 800mm x 1140mm high manufactured in accordance with SABS Standard CS 36:2004 Edition 4 and suitable for Class 1- Heavy Duty applications, as defined therein. Enamel steel utility chalk board surfaces to be matt and finely structured, olive green in colour (Vitreous Colour Reference - Chalk Board Green LM197/2), applied complete with integral anodised aluminium chalk rail (ACR), fixing components and secured in position to brickwork. The Chalk boards are to be fixed in position strictly in accordance to the manufacturer's instructions.	



STATIONARY STORE PLAN:
Scale 1:25.



ELEVATION 02:
Scale 1:25.



ELEVATION 01:
Scale 1:25.




LEGEND

- NEW WALLS
- EXISTING WALL TO BE RETAINED
- EXISTING WALL TO BE DEMOLISHED
- NEW FIXTURES & FITTING TO BE INSTALLED
- ITEMS IN RED AND (OR) DASHED LINES ARE TO BE REPAIRED AND (OR) REPLACED

NOTES
ALL DIMENSIONS ARE IN MILLIMETERS UNLESS OTHERWISE STATED
DIMENSIONS TO BE READ, NOT TO SCALED FROM THIS DRAWING
CONTRACTORS TO CONFIRM ALL DIMENSIONS ON SITE BEFORE CONSTRUCTION COMMENCES & ANY DISCREPANCY TO BE REPORTED TO THE PROJECT ARCHITECT

FINISHES LEGEND

CEILING FINISH: C
FLOOR FINISH: F
WALL FINISH: W
WALL SKIRTING FINISH: S

SIGNATURE TABLE

DISCIPLINE	SIGN	DATE
CLIENT		
PLAN EXAMINER		
FIRE CONTROL		
ENVIRONMENTAL		
ROADS STORMWATER		
WATER & SANITATION		

REV. NO.	DATE	DESCRIPTION
C	NOV 19	APPROVED SCOPING REPORT
B	JULY 19	AMENDMENTS TO DESIGN LAYOUT
A	SEPT 17	FIRST ISSUE OF DRAWING

REVISIONS



DEPARTMENT OF PUBLIC WORKS, ROADS & INFRASTRUCTURE
INSTITUTION
NGKONYELETSI SECONDARY - 924 642 329

RESTORATIVES, REPAIRS & ADDITIONS
CONTRACT - SECTION
DOCUMENTATION & PROCUREMENT

DISCIPLINE: **ARCHITECTURAL** 4
WORK DESCRIPTION - SUB DIVISION
MEDIUM ADMINISTRATION BLOCK
DRAWING DESCRIPTION

STATIONARY STORE JOINERY DETAILS

DRG. NO.	301-09	09/10	ITEM No.
DESIGN	NA	KSN	DRAWN
SCALE	AS SHOWN	ES	CHECK

DATE	RESPONSIBLE NAME	PROFESSIONAL SIGN	PR. NUMBER
NOV 2019	T. MANADZA		PrArch 43981757

DRAWING CO-ORDINATED

CONSULTANT
TECTURA - INTERNATIONAL!

ALSO IN NAMIBIA, KENYA AND GABORONE, BOTSWANA

CONTRACTOR

CAD SYSTEM	AUTOCAD	FILE NAME
SIZE	PROJECT NUMBER	REV
A1	LDPW - PROF/16002/D16	0

FINISHES LEGEND

FLOORS:

F1: PORCELAIN TILES - MATI (CORROSION RESISTANT & ANTI-SLIPPER)
425x425 11.5mm kiln-fired floor tiles or similar approved by architects, fixed with adhesive, painted with finished waterproof jointing compound. Grouting to be grey. Tiles should have expansion joint and aluminium edging strip.

F2: PORCELAIN TILES - MATI
425 x 425 x 10mm thick matt porcelain tile to comply with SABS 1449 laid on approved pattern by an approved specialist to comply with SABS 107 and approved adhesives and grout on screeds. With thickness/specification in strict compliance to manufacturer's instructions and SABS specification. Fittings to include, ribbed angle files where there is change of level and Movement Joints of 6mm Wide With Patent Aluminium Movement Joints Strips Consisting Of Synthetic Fibre Inserts Installed At Intervals As Per Manufacturer's Instruction. Colour and pattern to architects approval.

F3: CARPETILES
500mm x 500mm . 1005 PFX staple fibre carpet tiles to Comply With SABS 1419 (heavy commercial) consisting of fibres set out on waterproof vinyl backing and to comply with EN 1307 Wear Class 4 (heavy duty), laid with approved adhesive on 30mm thick cement screeds in strict compliance with manufacturer's instructions. Carpet tiles to conform to BS 4790 on fire rating, and DIN 54824 on wira test and 50 body test at less than 2kV at 25% RH on static electricity. Colour and pattern to architects approval.

F4: CEMENT SAND SCREED
30mm thick polished cement sand screed with 13mm Stone Nominal aggregate for Topping to comply with SABS 1083 or latest revision for concrete.

F5: EXTERIOR MULTI-COLOURED CONCRETE INTERLOCKING PAVES
65mm thick multi-coloured concrete paves laid on sand bedding to civil/structural engineer's specification in approved pattern and compacted to approval and grouted in strict accordance to manufacturer's specifications. All to be manufactured and installed in strict compliance to SABS 1058 or Latest Revision.

F6: GRANITIC FINISH
22mm thick unadorned Granolithic finish composed of one part cement, one part fine sand, two parts coarse sand and one part granite that would pass through a 5mm mesh sieve laid by specialist in panels not exceeding 10m², divided with approved brass dividing strips. All to be manufactured and installed in strict compliance to the latest SABS approved standards. Colour, pattern and aggregate size to architects approval.

F7: INTERLOCKING PAVES (RIGID PAVING/VEHICULAR WAYS)
220mm x 197mm x 50 mm thick concrete interlocking paves, 25 mpa, manufactured to SABS spec 1058, laid on sand bedding to civil/structural engineer's specification to a 'herringbone' pattern to the Architect's approval.

F8: SEMI-FLEXIBLE VINYL SHEETING (CORROSION RESISTANT/ANTI-SLIPPER)
2.2mm Thick Heavy Traffic Use, Corrosive Resistant & Anti-Slippery Vinyl Sheeting Semi-Flexible To Comply With SABS 584. With Static Dissipative Properties Throughout Thickness, Engineered for ISO 9001 (anti-static) Protection Vinyl Sheet, Laid on Self-Levelled Smooth Screed glued with conductive adhesive to SABS 070 or Latest Revision in Accordance To Manufacturer's Instructions And Installed By Approved Specialist. Joints Shall be Welded as Per Manufacturer's Specifications With No more than 2mm Gap. Clean & Polished Floor in Compliance With SABS 1042, Colour To Architect Approval On Sample Presentation. Contractor to provide Certificate of Static Current Conductivity, Contractor to provide Certificate of Static Current Conductivity, Corrosive resistant & Anti-Slippery.

F9: GRAVEL FINISH ON SAND LAYER
32mm Gravel On Compacted Sand Layer Base as Per PSE Details installed in All Duct Chambers Accommodating Sanitary Services.

SKIRTING:

S1: HARDWOOD OR EQUAL AND APPROVED
18 x 25mm x 20mm Moulded Hardwood Skirting to comply with SANS 1099, fixed to walls in long lengths with splayed heading joints and mitred corners with screws and plugs at centres not exceeding 400mm, and fixed with a 19mm x 19mm quadrant bedding, the skirting to be varnished with 3No. coats of egg shell clear varnish to comply with SABS/SANS 381 type 1.

S2: CERAMIC TILE SKIRTING
600mm wide x 100mm high x 7mm thick matt porcelain tile to comply with SABS 1449 laid with approved adhesives and grout on 22mm thick screeds in strict compliance to manufacturer's instructions and SABS specification, with cove base and height top. Complete with corner and top trims. Fittings to include, ribbed angle files where there is change of level. Colour and pattern to architects approval.

S3: CEMENT SAND SCREED
75 mm high x 20 mm thick hardened cement sand screed skirting covered at 30 mm dia. to form a continuous joint with the adjoining screed floor finish to FA's approval. All to be manufactured and installed in strict compliance With SABS 1083 or latest revision.

WALL FINISHES:

W1: FACE BRICK
F&K face brick in common running bond to comply with SABS 227 and forming part of the structural work.

W2: EMULSION (PVA) PAINT - FULL HEIGHT
2 no. coats of PVA matt finish emulsion paint to SABS 1584 applied on plastered surface primed and with 1 no. coat undercoat to SABS 681 grade 1, in accordance to manufacturer's instructions.

W3: ENAMEL PAINT
2 no. coats matt (egg shell) finish alkyl (jeromel) paint to SABS 630, type 2 applied on plastered surfaces with 1 no coat alkali resistant primer to SABS 1416 and 1 no. coat undercoat to SABS 681 grade 1, in accordance to manufacturer's instructions.

W4: GLAZED CERAMIC WALL TILES / ENAMEL PAINT COMBO
Combination of: 600mm wide x 300mm x 7mm thick high glazed ceramic tiles To Specification "R5", laid on 15 mm thick plaster prepared to receive wall tiles fixed with approved adhesives and grout in compliance to manufacturer's specifications and government standard specifications laid from finish floor level to window level AND ENAMEL paint to specification "R2" To Comply with SABS 630 or latest revision applied from 2100 mm above finished floor level to ceiling height all in strict compliance to manufacturer's instructions. All to be manufactured and installed in strict compliance to the latest SABS Standards.

W5: CERAMIC WALL TILES - FULL HEIGHT
600mm x 300mm x 7mm thick high glazed ceramic tiles to Comply with SABS 22 or Latest revision, laid on 15 mm thick plaster prepared to receive wall tiles fixed with approved adhesives and grout in compliance to manufacturer's specifications and government standard specifications. Tiles to be laid to full ceiling height. All to be manufactured and installed in strict compliance SABS 22 Standard. All to be manufactured and installed in strict compliance SABS 22 Standard.

CEILING AND CORNICE:

C1: 7mm GYPSUM BOARDS FINISH PLASTERED CEILINGS OR EQUAL AND APPROVED
"GypCel Classic" gypsum plasterboard ceiling EQUAL & APPROVED consisting of 1 layer Gyproc RhinoBoard 9mm (locally manufactured, ISO 9001 & 14001 certification, recycled paper content, Ecospacer lising) fixed to timber bracing installed at maximum 300mm centres using Gyproc RhinoBoard Sharp Point Grabber Screws 32mm at maximum 150mm centres. Apply, Gyproc RhinoTape to all joints and skim the ceiling using Gyproc RhinoTape.

C2: FIBRE CEMENT BOARDS (H-JOINTED)
6.4mm thick GypCel Prestige 5' fibre cement ceiling boards or EQUAL & APPROVED consisting of 1 layer Gyproc RhinoBoard 9 mm (locally manufactured, ISO 9001 & 14001 certification, recycled paper content, Ecospacer lising, non-combustible to SANS 10177.5) fixed to Ek 38mm x 50mm timber bracing installed at maximum 400mm centres using Gyproc RhinoBoard Sharp Point Grabber Screws 32mm at maximum 150mm centres with all necessary accessories, finished with 3 No. coats of super PVA external quality paint colour to PA's approval. Gyproc RhinoTape to all joints and skim the ceiling using Gyproc RhinoTape.

C3: PATENT SUSPENDED ACOUSTIC TILES OR EQUAL AND APPROVED
1200mm x 600mm x 15mm Gyproc Calceus PFI Prefinished or Fire Rated OR EQUAL & APPROVED laid into Donn ceiling grid and secured into place using Donn Hold Down Clips @ 200mm c/c. Donn Wall Angle M4 fixed to the perimeter wall using fixings at 300mm centres. Donn T38 FR Main Tees (14mm thickness, 2150 g/m² coating, locally manufactured, recycled content, ISO 9001 & 14001 certification) at 1200 centres & Donn T38V (1200 long) Cross Tees at 600 centres. Suspend main tees @ 1200mm c/c using Donn Hanger Strap 19mm suitably fixed to the building structural members. Donn Galvanized Hanger Strap 19mm at maximum 150mm on both sides of the fire notch. All fire notches to be in line. Suspend all full length 1200 Cross Tees at their mid-point using Donn Hanger Strap 19mm suitably fixed to the building structural members. All to comply with latest SANS 803 including all necessary accessories and installed in strict accordance to manufacturer's specifications.

C4 EMULSION (PVA) PAINT OR EQUAL AND APPROVED
Emulsion (PVA) Paint on Skimmed Plastered Stud 3No. coats of PVA emulsion ceiling paint to latest SANS 1584 approved on 6mm thick light weight hemi-hydrate gypsum plaster on concrete slab soffits.

ROOF COVERING AND INSULATION:

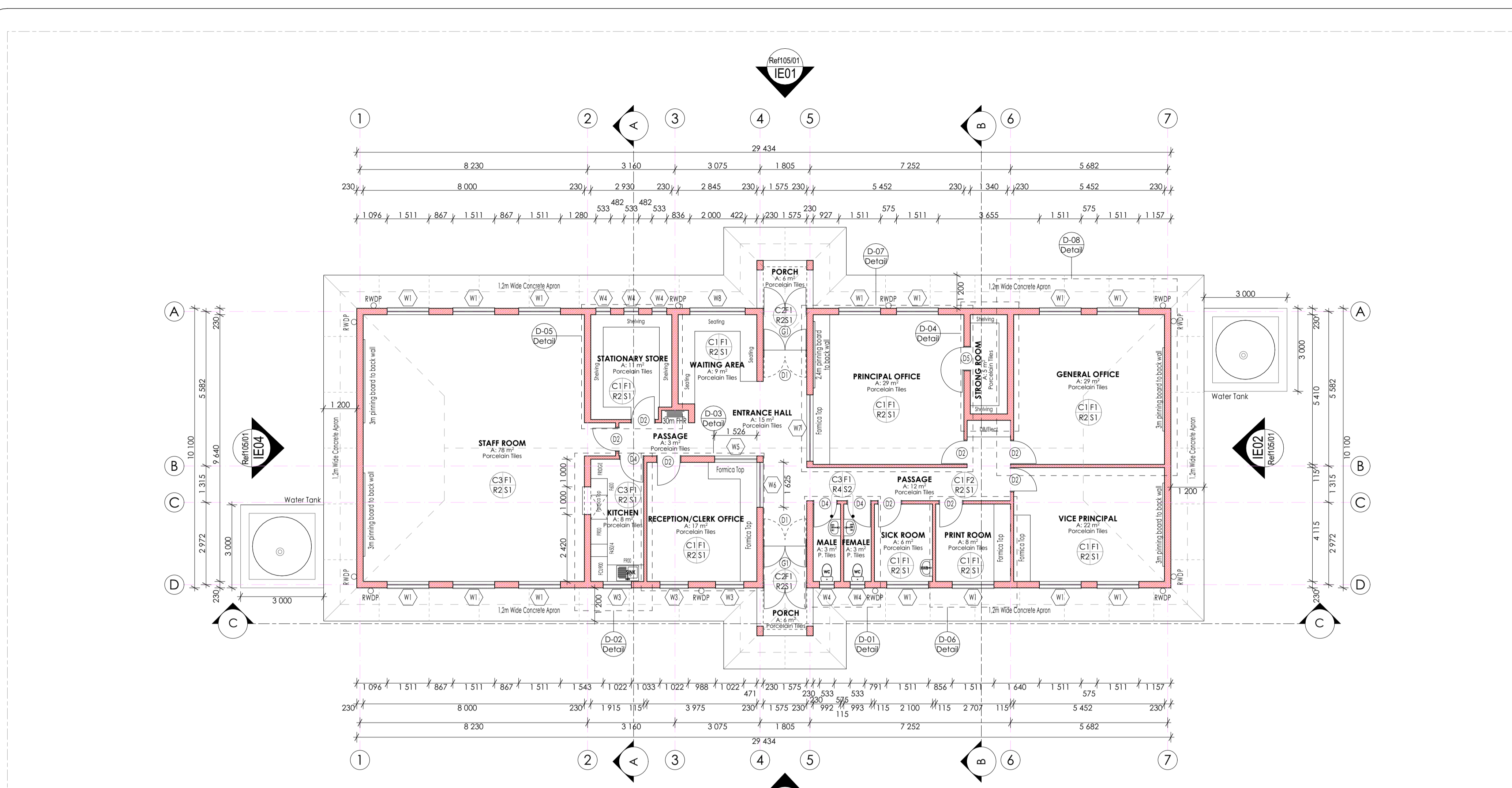
R1: EMBOSSED ROOFING SHEET (TWO SIDES)
Roofing Sheets: 1.5mm thick concealed fixing roofing sheets manufactured from roll-formed from certified steel complying with ISO 9001. The profile shall have three trapezoidal ribs at 200mm centres giving a net cover of 450mm. The rib height shall be 41mm and provide cavity breaks. The male rib shall have gaps of 28mm centres to ensure a positive double interlocking action at side-laps. Each pan shall incorporate two stiffener ribs. Profiled roof sheets to be coated on both sides with "Global Coat" or "Chromadex Colour" and laid on structural timber/steel structure incorporating all necessary accessories such as fixings and eave closes in strict compliance to manufacturer's instructions.

Insulation: SHALL EITHER BE: 1. where there are acoustic ceilings suspended board, a heavy duty "Aluminium stonafon foil" shall be installed AND 2. where the steel work is exposed, a 50mm "FactoryBoard" manufactured from noncombustible glass fibres and thermo-setting resin binder supplied size 2400mm x 1200mm and 80kg/m³ and finished with white metalized foil.

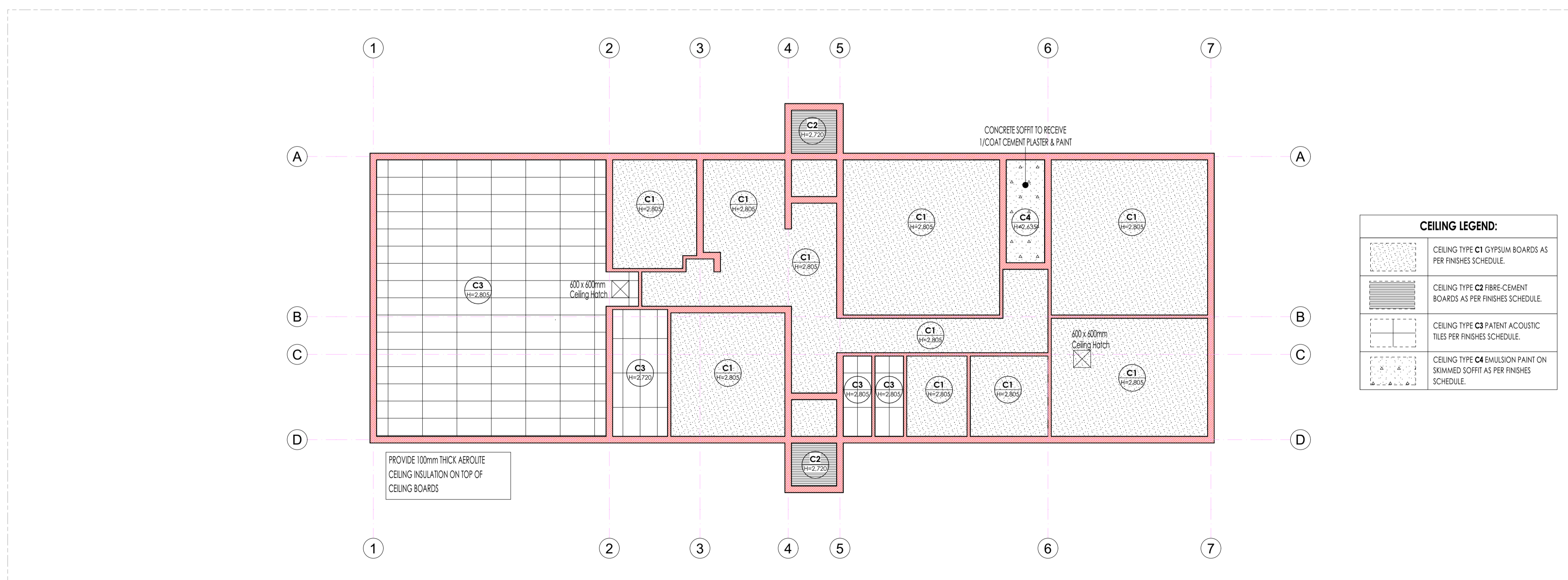
Galvanized Steel (GI) Gutter: 150mm Wide x 100mm Deep x 0.6mm Eave Gutter of Commercial Grade Steel With Class Z275 Galvanizing To Comply With SABS 934 or latest Revision Fixed To Painted Fibre Cement Facia Board Together with standard accessories discharging into Rainwater Downpipes.

Downpipe: 110 x 110 x 0.6mm Thick Commercial Grade Galvanized Steel Sheet With Class Z275 Galvanizing To Comply With SABS 934 or Latest Revision to or built into walls or cast in concrete columns fixed to brickwork or steel including brackets and self-tapping screws To Manufacturer Installation Instructions.

Facia board: 250 x 10 mm Fibre Cement Facia/Barge Board. Screw Fixed To Tuss Ends & Counter Batten With Countersunk Brass Screws. Prepare & Apply One Universal Undercoat & Two Coats Super Acrylic P.V.A.



FLOOR PLAN:
Scale 1:100.



CEILING PLAN:
Scale 1:100.

CEILING LEGEND:

	CEILING TYPE C1 GYPSUM BOARDS AS PER FINISHES SCHEDULE.
	CEILING TYPE C2 FIBRE-CEMENT BOARDS AS PER FINISHES SCHEDULE.
	CEILING TYPE C3 PATENT ACOUSTIC TILES PER FINISHES SCHEDULE.
	CEILING TYPE C4 EMULSION PAINT ON SKIMMED SOFFIT AS PER FINISHES SCHEDULE.

ISSUED FOR TENDER

LEGEND

- NEW WALLS
- EXISTING WALL TO BE RETAINED
- EXISTING WALL TO BE DEMOLISHED
- NEW FIXTURES & FITTING TO BE INSTALLED
- ITEMS IN RED AND (OR) DASHED LINES ARE TO BE REPAIRED AND (OR) REPLACED

NOTES
ALL DIMENSIONS ARE IN MILLIMETERS UNLESS OTHERWISE STATED
DIMENSIONS TO BE READ, NOT TO SCALED FROM THIS DRAWING
CONTRACTORS TO CONFIRM ALL DIMENSIONS ON SITE BEFORE CONSTRUCTION COMMENCES & ANY DISCREPANCY TO BE REPORTED TO THE PROJECT ARCHITECT

FINISHES LEGEND

CEILING FINISH	FLOOR FINISH
WALL FINISH	WALL SKIRTING FINISH

SIGNATURE TABLE

DISCIPLINE	SIGN	DATE
CLIENT		
PLAN EXAMINER		
FIRE CONTROL		
ENVIRONMENTAL		
ROADS STORMWATER		
WATER & SANITATION		

REVISIONS

REV. NO.	DATE	DESCRIPTION
C	NOV 19	APPROVED SCOPING REPORT
B	JULY 19	AMENDMENTS TO DESIGN LAYOUT
A	SEPT 17	FIRST ISSUE OF DRAWING

LIMPOPO
PROVINCIAL GOVERNMENT
REPUBLIC OF SOUTH AFRICA

DEPARTMENT OF
PUBLIC WORKS, ROADS & INFRASTRUCTURE
INSTITUTION

NGKONYELESTE SECONDARY - 924 642 329

RESTORATIVES, REPAIRS & ADDITIONS

CONTRACT - SECTION

DOCUMENTATION & PROCUREMENT

DISCIPLINE: **ARCHITECTURAL** 4

WORK DESCRIPTION - SUB DIVISION: **MEDIUM ADMINISTRATION BLOCK**

DRAWING DESCRIPTION: **FLOOR PLAN & CEILING LAYOUT**

DWG No:	301-01	01/10	ITEM No.
DESIGN	NA	KSN	DRAWN
SCALE	A5 - SHOWN	ES	CHECK

DATE	RESPONSIBLE PROFESSIONAL NAME	SIGN	PR. NUMBER
NOV 2019	T. MANYADZA		PrArch 43981757

DRAWING CO-ORDINATED

CONSULTANT

TECTURA - INTERNATIONAL!

CAUTION: THIS DRAWING IS THE PROPERTY OF TECTURA INTERNATIONAL AND IS NOT TO BE REPRODUCED OR TRANSMITTED IN ANY FORM OR BY ANY MEANS, ELECTRONIC OR MECHANICAL, INCLUDING PHOTOCOPYING, RECORDING, OR BY ANY INFORMATION STORAGE AND RETRIEVAL SYSTEM. WITHOUT THE WRITTEN PERMISSION OF TECTURA INTERNATIONAL, THIS DRAWING IS NOT TO BE USED FOR ANY OTHER PROJECT OR IN ANY OTHER COUNTRY.

HEAD OFFICE: 101-103, CENTRAL PARK, SANDHURST, CAPE TOWN. TEL: +27 (0)21 551 1111. FAX: +27 (0)21 551 1112.

JOHANNESBURG: 101-103, CENTRAL PARK, SANDHURST, CAPE TOWN. TEL: +27 (0)11 793 2884. FAX: +27 (0)11 793 2885.

PRETORIA: 101-103, CENTRAL PARK, SANDHURST, CAPE TOWN. TEL: +27 (0)11 793 2884. FAX: +27 (0)11 793 2885.

PORT OF SPAIN: 101-103, CENTRAL PARK, SANDHURST, CAPE TOWN. TEL: +27 (0)11 793 2884. FAX: +27 (0)11 793 2885.

WILLOWDALE: 101-103, CENTRAL PARK, SANDHURST, CAPE TOWN. TEL: +27 (0)11 793 2884. FAX: +27 (0)11 793 2885.

TEL: +27 (0)11 793 2884. FAX: +27 (0)11 793 2885.

www.tectura.com

ALSO IN NAIROBI, KENYA AND GABORONE, BOTSWANA

CONTRACTOR

CAD SYSTEM	AUTOCAD	FILE NAME
SIZE	PROJECT NUMBER	REV
A1	LDPW - PROF/16002/016	0

FINISHES LEGEND

FLOORS:

F1: PORCELAIN TILES - MATI (CORROSION RESISTANT & ANTI-SLIPPERY)
420 x 420 11.5mm kiln-dried floor tiles or similar approved by architects, fixed with adhesive, painted with finished waterproof jointing compound. Grouting to be grey. Tiles should have expansion joint and aluminium edging strip.

F2: PORCELAIN TILES - MATI
420 x 420 10mm thick matt porcelain tile to comply with SABS 1449 laid on approved pattern by an approved specialist to comply with SABS 1107 and approved adhesives and grout on screeds. With thickness/specification in strict compliance to manufacturer's instructions and SABS specification. Fittings to include, ribbed angle tiles where there is change of level & Movement Joints of 6mm Wide With Patent Aluminium Movement Joints Strips Consisting Of Synthetic Fibre Inserts Installed At Intervals As Per Manufacturer's Instruction. Colour and pattern to architects approval.

F3: CARPETILES
500mm x 500mm x 1005 PFK staple fibre carpet tiles to comply with SABS 1419 (heavy commercial) consisting of fibres set out on waterproof vinyl backing and to comply with EN 1307 Wear Class 4 (heavy duty), laid with approved adhesive on 30mm thick cement screeds in strict compliance with manufacturer's instructions. Carpet tiles to conform to BS 4790 on fire rating, and DIN 54824 on wear test and 50 body test at less than 20v at 25% RH on static electricity. Colour and pattern to architects approval.

F4: CEMENT SAND SCREED
30mm thick polished cement sand screed with 13mm Stone Nominal aggregate for Topping to comply with SABS 1083 or latest revision for concrete.

F5: EXTERIOR MULTI-COLOURED CONCRETE INTERLOCKING PAVERS
65mm thick multi-coloured concrete pavers laid on sand bedding to civil/structural engineer's specification in approved pattern and compacted to approval and grouted in strict accordance to manufacturer's specifications. All to be manufactured and installed in strict compliance to SABS 1058 or Latest Revision.

F6: GRANULITIC FINISH
22mm thick unsealed Granulitic finish composed of one part cement, one part fine sand, two parts coarse sand and one part granite that would pass through a 5mm mesh sieve laid by specialist in panels not exceeding 10m², divided with approved brass dividing strips. All to be manufactured and installed in strict compliance to the latest SABS approved standards. Colour, pattern and aggregate size to architects approval.

F7: INTERLOCKING PAVERS (RIGID PAVING/VEHICULAR WAYS)
220mm x 193mm x 50 mm thick concrete interlocking pavers, 25 mpa, manufactured to SABS spec 1058, laid on sand bedding to civil/structural engineer's specification to a 'herringbone' pattern to the Architect's approval.

F8: SEMI-FLEXIBLE VINYL SHEETING (CORROSION RESISTANT/ANTI-SLIPPERY)
2.2mm Thick Heavy Traffic Use, Corrosive Resistant & Anti-Slippery Vinyl Sheeting Semi-Flexible To Comply With SABS 584. With Static Dissipative Properties Throughout Thickness, Engineered for ISO 9001 (Anti-Static) Protection Vinyl Sheet. Laid on Self-Levelled Smooth Screed glued with conductive adhesive to SABS 070 or Latest Revision in Accordance to Manufacturer's Instructions And Installed By Approved Specialist. Joints Shall be Welded as Per Manufacturer's Specifications With No more than 2mm Gap. Clean & Polish Floor in Compliance With SABS 1042, Colour To Architect Approval On Sample Presentation. Contractor to provide Certificate of Static Current Conductivity, Contractor to provide Certificate of Static Current Conductivity, Corrosive resistant & Anti-Slippery.

F9: GRAVEL FINISH ON SAND LAYER
32mm Gravel On Compacted Sand Layer Base as Per PSE Details installed in All Duct Chambers Accommodating Sanitary Services.

SKIRTING:

S1: HARDWOOD OR EQUAL AND APPROVED
18 x 75mm x 20mm Moulded Hardwood Skirting to comply with SANS 1099, fixed to walls in long lengths with splayed heading joints and mitred corners with screws and plugs at centres not exceeding 400mm, and fixed with a 19mm x 19mm quadrant bedding. The skirting to be varnished with 3No. coats of egg shell clear varnish to comply with SABS/SANS 381 type 1.

S2: CERAMIC TILE SKIRTING
60mm wide x 100mm high x 7mm thick matt porcelain tile to comply with SABS 1449 laid with approved adhesives and grout on 22mm thick screeds in strict compliance to manufacturer's instructions and SABS specification, with cove base and tight fit top. Complete with corner and top trims. Fittings to include, ribbed angle tiles where there is change of level. Colour and pattern to architects approval.

S3: CEMENT SAND SCREED
75 mm high x 20 mm thick hardened cement sand screed skirting covered at 50 mm dia. to form a continuous joint with the adjoining screed floor finish to FA's approval. All to be manufactured and installed in strict compliance with SABS 1083 or latest revision.

WALL FINISHES:

W1: FACE BRICK
FBX face brick in common running bond to comply with SABS 227 and forming part of the structural work.

W2: EMULSION (PVA) PAINT - FULL HEIGHT
2 no. coats of PVA matt finish emulsion paint to SABS 1584 applied on plastered surface primed and with 1 no. coat undercoat to SABS 681 grade), in accordance to manufacturer's instructions.

W3: ALKYLID (ENAMEL) PAINT
2 no. coats matt (egg shell) finish alkylid (enamel) paint to SABS 630, type 2 applied on plastered surfaces with 1 no. coat alkylid resistant primer to SABS 1416 and 1 no. coat undercoat to SABS 681 grade), in accordance to manufacturer's instructions.

W4: GLAZED CERAMIC WALL TILES / ENAMEL PAINT COMBO
Combination of: 600mm wide x 300mm x 7mm thick high glazed ceramic tiles To Specification "R5", laid on 15 mm thick plaster prepared to receive wall tiles fixed with approved adhesives and grout in compliance to manufacturer's specifications and government standard specifications laid from finish floor level to window level AND ENAMEL paint to specification "R2" To Comply with SABS 630 or latest revision applied from 2100 mm above finished floor level to ceiling height all in strict compliance to manufacturer's instructions. All to be manufactured and installed in strict compliance to the latest SABS Standards.

W5: CERAMIC WALL TILES - FULL HEIGHT
600mm x 300mm x 7mm thick high glazed ceramic tiles to comply with SABS 22 or latest revision, laid on 15 mm thick plaster prepared to receive wall tiles fixed with approved adhesives and grout in compliance to manufacturer's specifications and government standard specifications. Tiles to be laid to full ceiling height. All to be manufactured and installed in strict compliance SABS 22 Standard. All to be manufactured and installed in strict compliance SABS 22 Standard.

CEILING AND CORNICE:

C1: 7mm GYPSUM BOARDS FLUSH PLASTERED CEILINGS OR EQUAL AND APPROVED
"GypCel Classic" gypsum plasterboard ceiling EQUAL & APPROVED consisting of 1 layer Gyproc RhinoBoard 9mm (locally manufactured, ISO 9001 & 14001 certification, recycled paper content, Eco-specifier listing) fixed to timber branding installed at maximum 300mm centres using Gyproc RhinoBoard Sharp Point Grabber Screws 32mm at maximum 150mm centres. Apply, Gyproc RhinoTape to all joints and skim the ceiling using Gyproc RhinoLite.

C2: FIBRE CEMENT BOARDS (H-JOINTED)
6.4mm thick GypCel Prestige 5 fibre cement ceiling boards or EQUAL & APPROVED consisting of 1 layer Gyproc RhinoBoard 9mm (locally manufactured, ISO 9001 & 14001 certification, recycled paper content, Eco-specifier listing, non-combustible to SANS 10177:5) fixed to Ek 38mm x 50mm timber branding installed at maximum 400mm centres using Gyproc RhinoBoard Sharp Point Grabber Screws 32mm at maximum 150mm centres with all necessary accessories, finished with 3 No. coats of super PVA external quality paint colour to PA's approval. Gyproc RhinoTape to all joints and skim the ceiling using Gyproc RhinoLite.

C3: PATENT SUSPENDED ACOUSTIC TILES OR EQUAL AND APPROVED
1200mm x 600mm x 15mm Gyproc Calotex (Perforated or Fire Rated OR EQUAL & APPROVED) laid into down ceiling grid and secured into place using Down Hold Down Clips @ 200mm c/c. Down Wall Angle 146 fixed to the perimeter wall using fixings at 300mm centres. Down 138 FR Main Tees @ 4mm thickness, 2150 g/m² coating, locally manufactured, recycled content, ISO 9001 & 14001 certification) at 1200 centres & Down 138V (1200 long) Cross Tees at 600 centres. Suspend main tees @ 1200mm c/c using Down Hanger Strap 19mm suitably fixed to the building structural members. Down Galvanized Hanger Strap 19mm at maximum 150mm on both sides of the fire notch. All fire notches to be in line. Suspend all full length 1200 Cross Tees at their mid-point using Down Hanger Strap 19mm suitably fixed to the building structural members. All to comply with latest SANS 803 including all necessary accessories and installed in strict accordance to manufacturer's specifications.

C4: EMULSION (PVA) PAINT OR EQUAL AND APPROVED
Emulsion (PVA) Paint on Skimmed Plastered Slab 3No. coats of PVA emulsion ceiling paint to latest SANS 1584 approved on 6mm thick light weight hemi-hydrate gypsum plaster on concrete slab soff.

ROOF COVERING AND INSULATION:

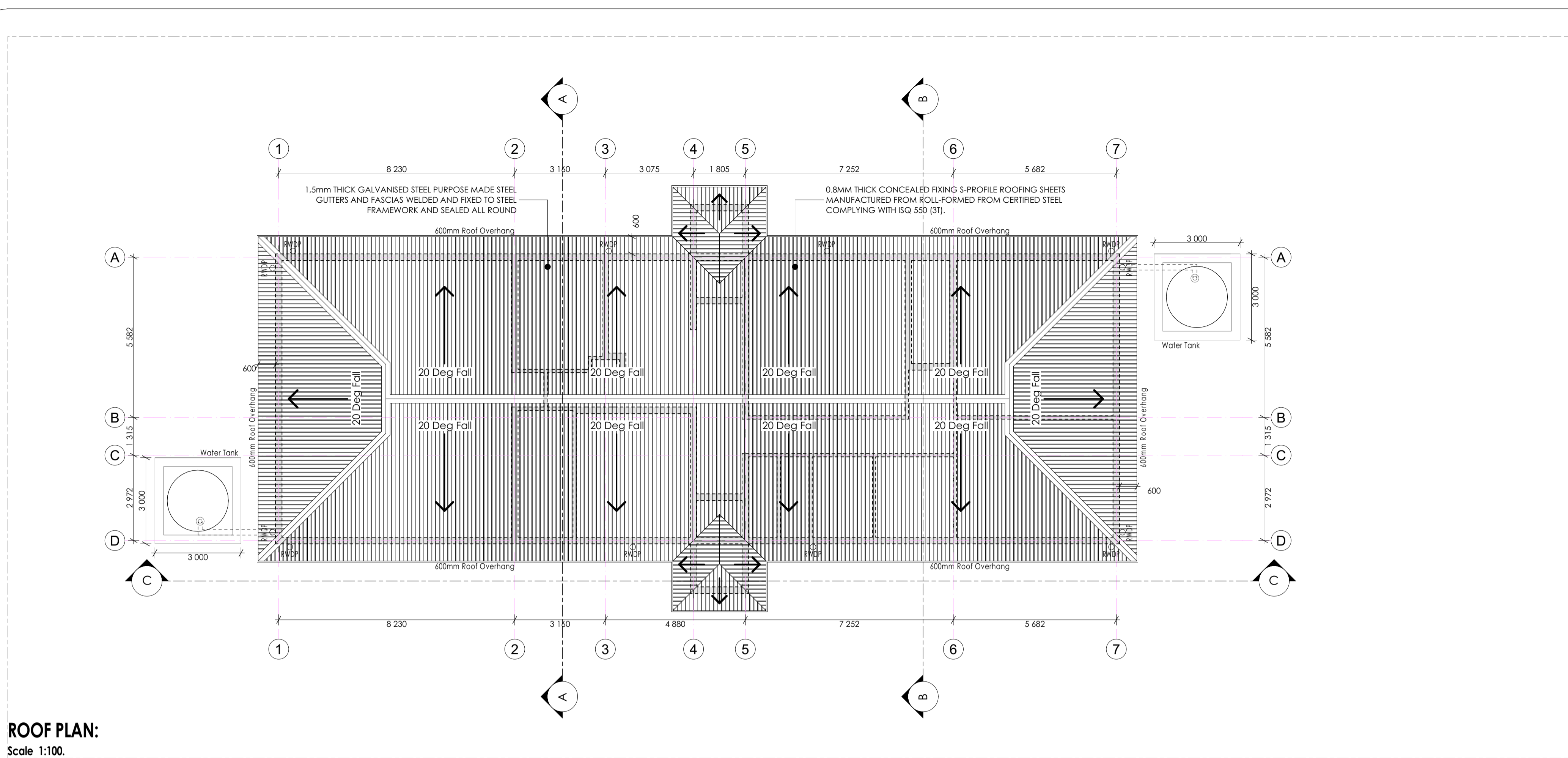
R1: EMBOSSED ROOFING SHEET (TWO SIDES)
Roofing Sheets: 0.38mm thick concealed fixing roofing sheets manufactured from roll-formed from certified steel complying with ISQ 551. The profile shall have three trapezoidal ribs at 200mm centres giving a net cover of 450mm. The rib height shall be 41mm and provide cavity breaks. The male rib shall have spurs of 283mm centres to ensure a positive double interlocking action at side-laps. Each span shall incorporate two stiffener ribs. Profiled roof sheets to be coated on both sides with "Global Coat" or "Chromadek Colour" and laid on structural timber/steel structure incorporating all necessary accessories such as fixings and eave closes in strict compliance to manufacturer's instructions.

Insulation: SHALL EITHER BE: 1. where there are acoustic ceilings suspended board, a heavy duty "Aluminium stonafon foil" shall be installed AND 2. where the steel work is exposed, a 50mm "FactoryBoard" manufactured from non-combustible glass fibres and thermo-setting resin binder supplied size 2400mm x 1200mm and 80kg/m³ and finished with white metalized foil.

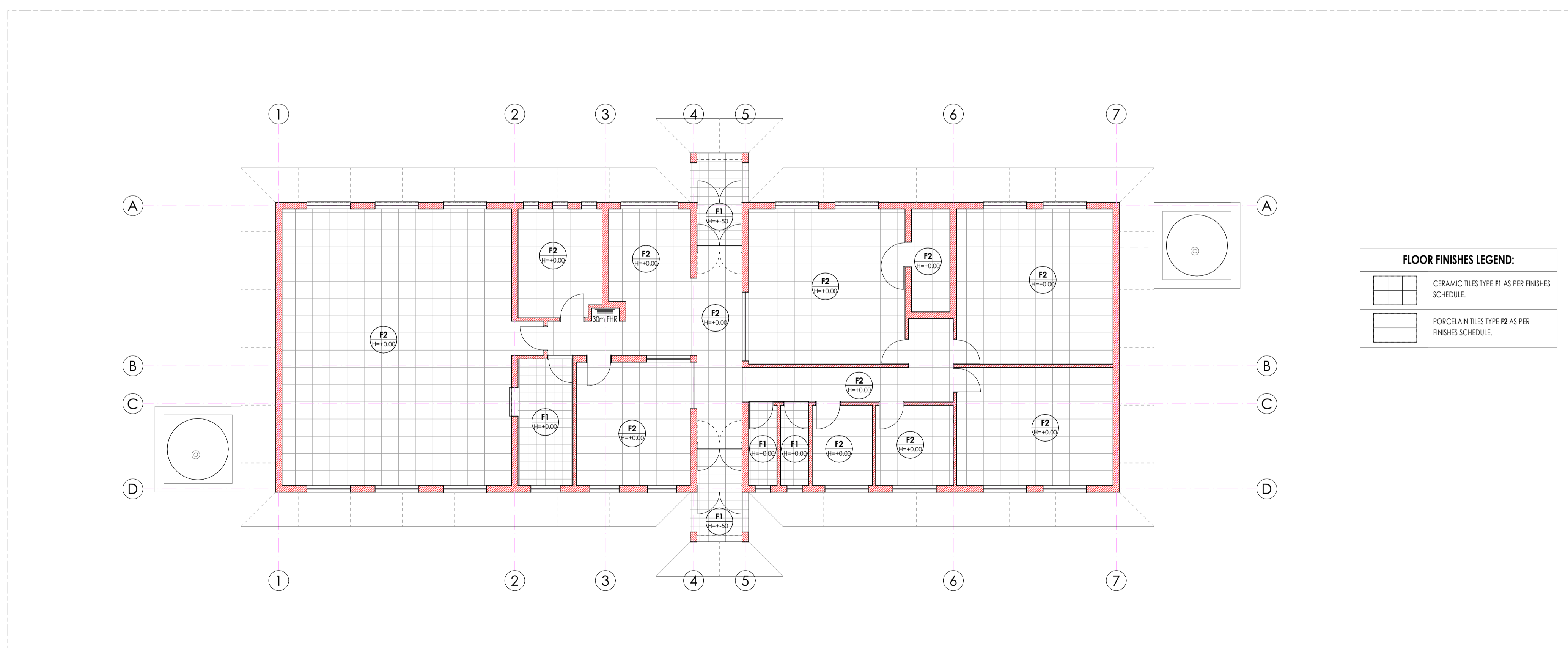
Galvanized Steel (GI) Gutter: 150mm wide x 100mm Deep x 0.6mm Eave Gutter of Commercial Grade Steel With Class 2275 Galvanizing To Comply With SABS 934 or latest Revision Fixed to Painted Fibre Cement Facia Board Together with standard accessories discharging into Rainwater Downpipes.

Downpipe: 110 x 110 x 0.6mm Thick Commercial Grade Galvanized Steel Sheet With Class 2275 Galvanizing To Comply With SABS 934 or Latest Revision to or built into walls or cast in concrete columns fixed to brickwork or steel including brackets and self-tapping screws to Manufacturer Installation instructions.

Facia board: 250 x 10 mm Fibre Cement Facia/Barge Board. Screw Fixed To Tuss Ends & Counter Batten With Countersunk Brass Screws. Prepare & Apply One Universal Undercoat & Two Coats Super Acrylic P.V.A.



ROOF PLAN:
Scale 1:100.



FLOOR FINISHES PLAN:
Scale 1:100.

FLOOR FINISHES LEGEND:

	CERAMIC TILES TYPE F1 AS PER FINISHES SCHEDULE.
	PORCELAIN TILES TYPE F2 AS PER FINISHES SCHEDULE.

ISSUED FOR TENDER

LEGEND

- NEW WALLS
- EXISTING WALL TO BE RETAINED
- EXISTING WALL TO BE DEMOLISHED
- NEW FIXTURES & FITTING TO BE INSTALLED
- ITEMS IN RED AND (OR) DASHED LINES ARE TO BE REPAIRED AND (OR) REPLACED

NOTES
ALL DIMENSIONS ARE IN MILLIMETERS UNLESS OTHERWISE STATED
DIMENSIONS TO BE READ, NOT TO SCALED FROM THIS DRAWING
CONTRACTORS TO CONFIRM ALL DIMENSIONS ON SITE BEFORE CONSTRUCTION COMMENCES & ANY DISCREPANCY TO BE REPORTED TO THE PROJECT ARCHITECT

FINISHES LEGEND

CEILING FINISH	C	FLOOR FINISH	F
WALL FINISH	W	WALL SKIRTING FINISH	S

SIGNATURE TABLE

DISCIPLINE	SIGN	DATE
CLIENT		
PLAN EXAMINER		
FIRE CONTROL		
ENVIRONMENTAL		
ROADS STORMWATER		
WATER & SANITATION		

REVISIONS

REV. NO.	DATE	DESCRIPTION
C	NOV 19	APPROVED SCOPING REPORT
B	JULY 19	AMENDMENTS TO DESIGN LAYOUT
A	SEPT 17	FIRST ISSUE OF DRAWING

LIMPOPO
PROVINCIAL GOVERNMENT
REPUBLIC OF SOUTH AFRICA

DEPARTMENT OF PUBLIC WORKS, ROADS & INFRASTRUCTURE
INSTITUTION
NRGONYELETSE SECONDARY - 924 642 329

RESTORATIVES, REPAIRS & ADDITIONS
CONTRACT - SECTION
DOCUMENTATION & PROCUREMENT
DISCIPLINE: **ARCHITECTURAL** 4
WORK DESCRIPTION - SUB DIVISION
MEDIUM ADMINISTRATION BLOCK
DRAWING DESCRIPTION
ROOF & FLOOR FINISHES AYOUT

DRG No.: 301-02
DESIGN: NA
SCALE: AS SHOWN

DATE: NOV 2019
RESPONSIBLE PROFESSIONAL NAME: T. MANYADZA
SIGN: ES
PR. NUMBER: P/Arch 43981757

DRAWING CO-ORDINATED

CONSULTANT
TECTURA - INTERNATIONAL!

SAUTHAFTER HOUSE, SANDHURST DRIVE, SANDHURST, CAPE PROVINCE, SOUTH AFRICA
TEL: +27 21 951 2264
FAX: +27 21 951 2264
WWW.TECTURA.COM

1100 WESTVIEW, SANDHURST DRIVE, SANDHURST, CAPE PROVINCE, SOUTH AFRICA
TEL: +27 21 951 2264
FAX: +27 21 951 2264
WWW.TECTURA.COM

1100 WESTVIEW, SANDHURST DRIVE, SANDHURST, CAPE PROVINCE, SOUTH AFRICA
TEL: +27 21 951 2264
FAX: +27 21 951 2264
WWW.TECTURA.COM

CONTRACTOR

CAD SYSTEM	FILE NAME
AUTOCAD	
SIZE	REV
A1	0

LDPW - PROF/16002/016

ISSUED FOR TENDER



LEGEND

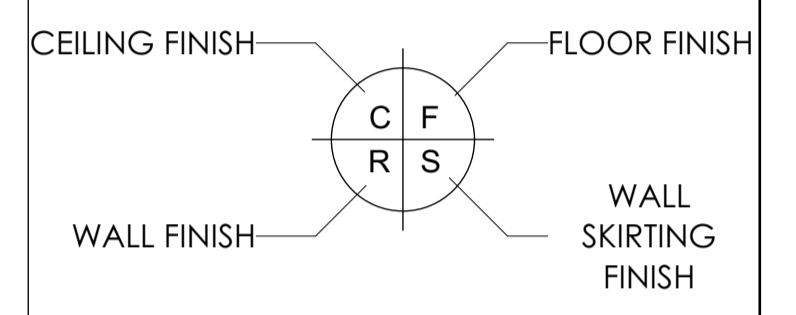
- NEW WALLS
- EXISTING WALL TO BE RETAINED
- EXISTING WALL TO BE DEMOLISHED
- NEW FIXTURES & FITTING TO BE INSTALLED
- ITEMS IN RED AND (OR) DASHED LINES ARE TO BE REPAIRED AND (OR) REPLACED

NOTES
ALL DIMENSIONS ARE IN MILLIMETERS UNLESS OTHERWISE STATED

DIMENSIONS TO BE READ, NOT TO SCALED FROM THIS DRAWING

CONTRACTORS TO CONFIRM ALL DIMENSIONS ON SITE BEFORE CONSTRUCTION COMMENCES & ANY DISCREPANCY TO BE REPORTED TO THE PROJECT ARCHITECT

FINISHES LEGEND




SIGNATURE TABLE

DISCIPLINE	SIGN	DATE
CLIENT		
PLAN EXAMINER		
FIRE CONTROL		
ENVIRONMENTAL		
ROADS STORMWATER		
WATER & SANITATION		

REV. NO.	DATE	DESCRIPTION
C	NOV 19	APPROVED SCOPING REPORT
B	JULY 19	AMENDMENTS TO DESIGN LAYOUT
A	SEPT 17	FIRST ISSUE OF DRAWING

REVISIONS



DEPARTMENT OF PUBLIC WORKS, ROADS & INFRASTRUCTURE
INSTITUTION
NGKONYELETSE SECONDARY - 924 642 329

RESTORATIVES, REPAIRS & ADDITIONS

DOCUMENTATION & PROCUREMENT

DISCIPLINE	4
WORK DESCRIPTION - SUB DIVISION	
DRAWING DESCRIPTION	
SECTIONS A, B & C	

DRG No.	301-03	03/10	ITEM No.
DESIGN	NA	KSN	DRAWN
SCALE	AS SHOWN	ES	CHECK
DATE	NOV 2019	T. MANYADZA	PR. NUMBER P/Arch 43981757

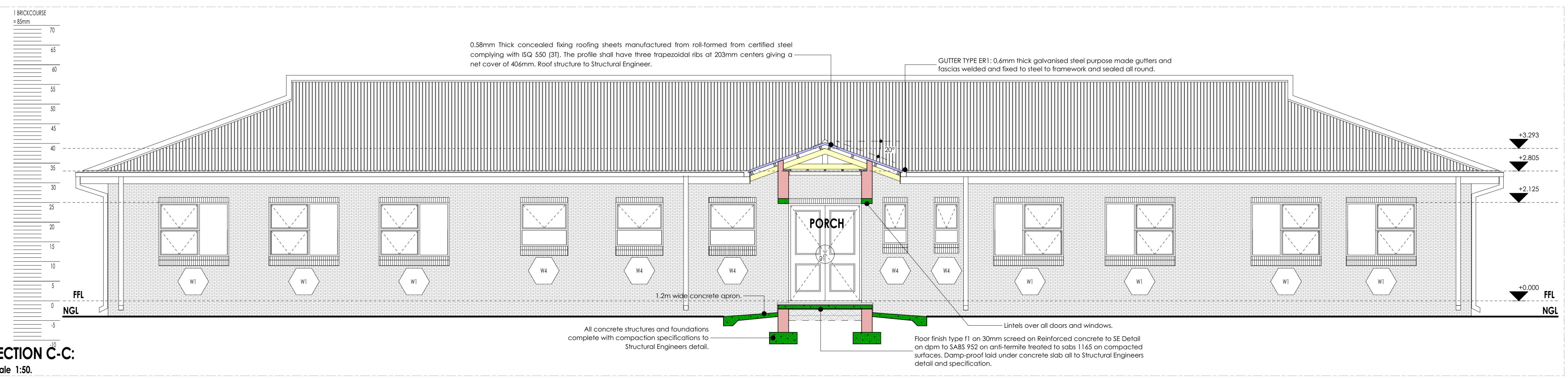
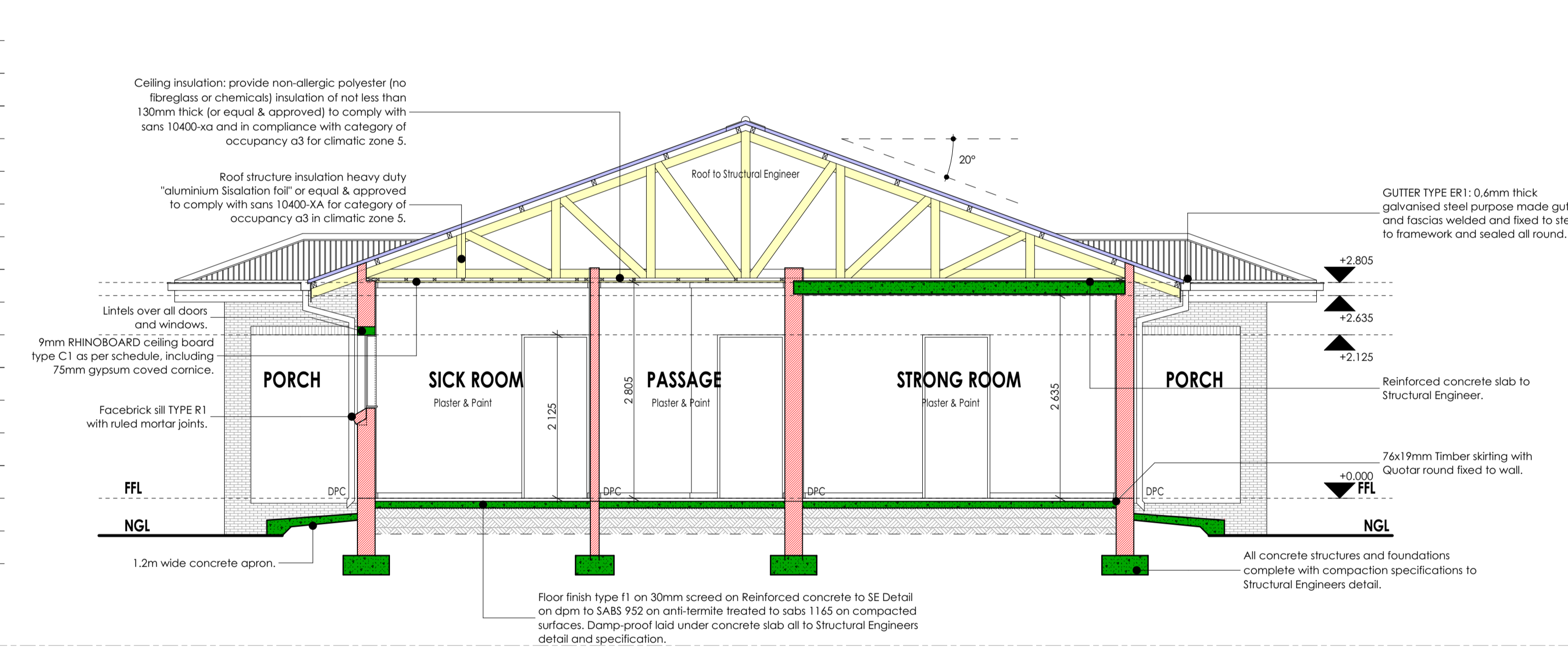
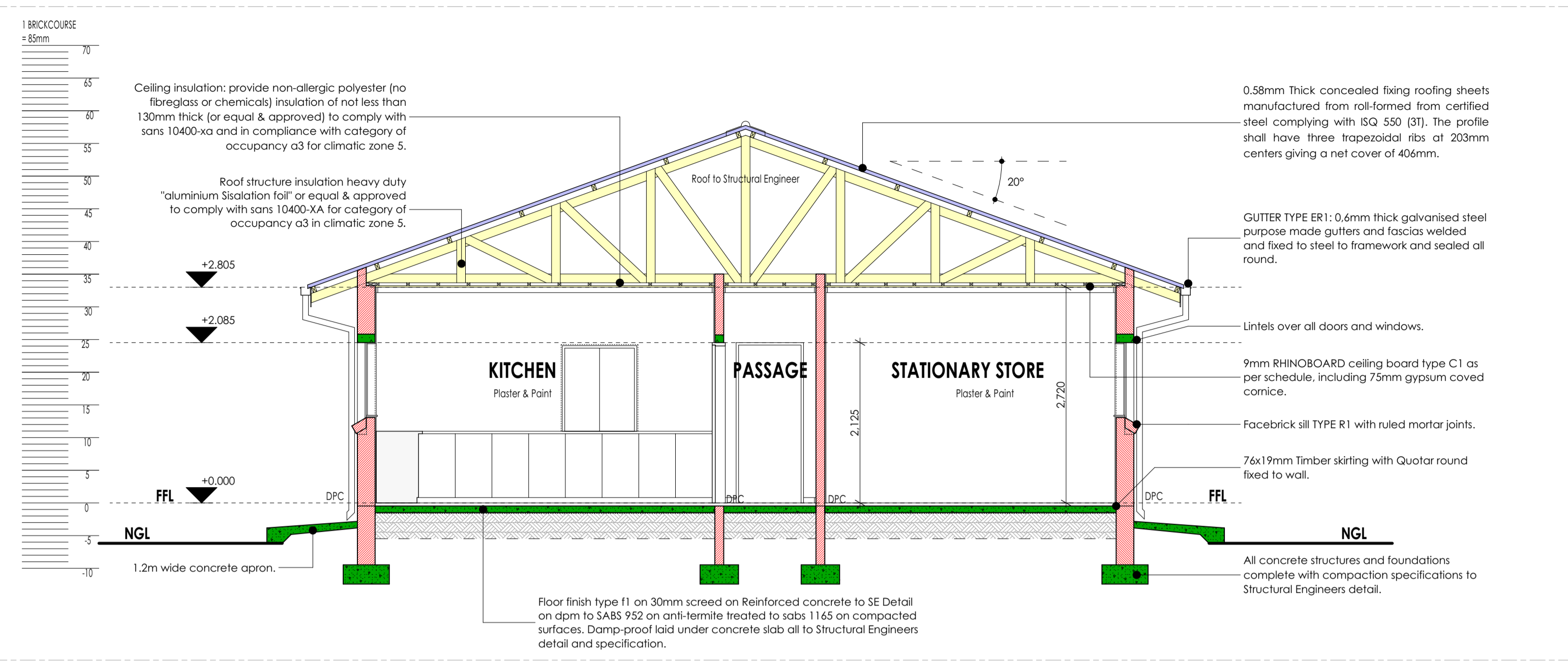
CONSULTANT

TECTURA - INTERNATIONAL

ALSO IN NAIROBI, KENYA AND GABORONE, BOTSWANA

CONTRACTOR

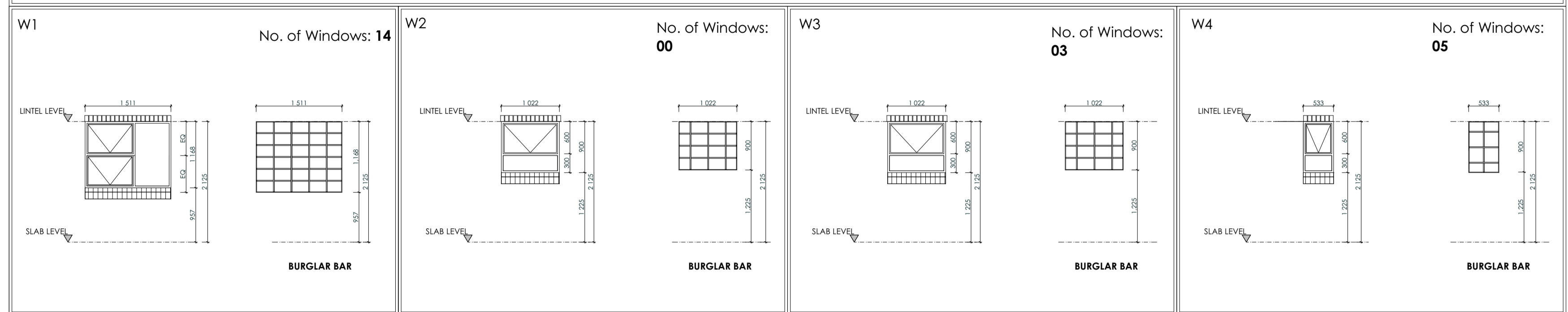
CAD SYSTEM	AUTOCAD	FILE NAME
SIZE	PROJECT NUMBER	REV
A1	LDPW - PROF/16002/D16	0



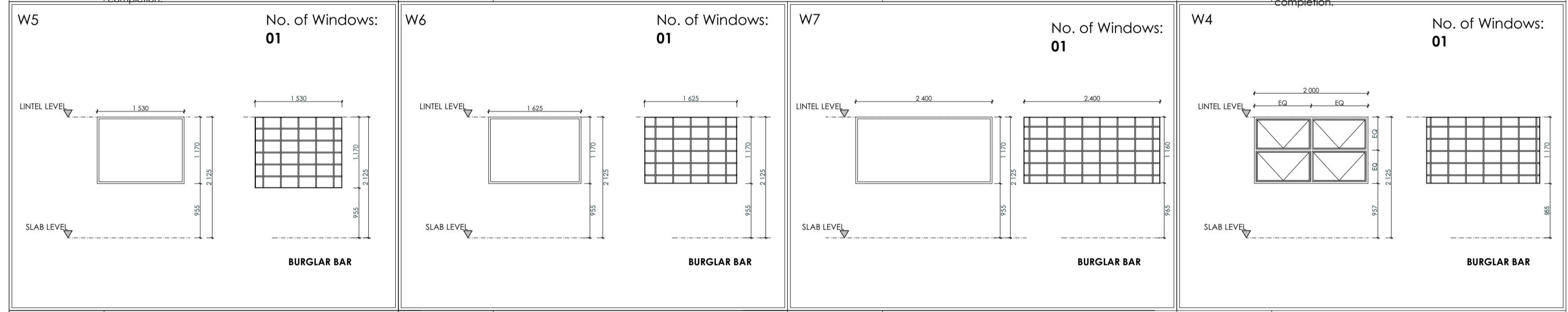
ISSUED FOR TENDER



WINDOW SCHEDULE:



WINDOW DESCRIPTION	FRAME	GLASS	FITTINGS	BURGLAR BARS	IRONMONGERY
Standard "school type" galvanised mild steel top hung window. Manufactured, assembled and delivered to site complete with ironmongery comprising approved hinges, pivoting mechanisms, stays, fasteners and weathers bars to openable panels; plugged and screwed/ built into walling.	Standard "school type" galvanised mild steel window frame. Manufactured to comply with SABS 727. Frames to be factory primed with zinc phosphate primer to comply with SABS 1319 before delivery, and finished with one universal undercoat to comply with SABS 681 grade 1, finished with two coats alkyl enamel paint to comply with SABS 630. To manufacturer's specifications. Colour to Architect's approval.	4mm CLEAR float glazing fixed with putty to comply with SABS 680. The putty shall be delivered on site in sealed containers marked with the SABS mark.	FACTORY FITTED	STANDARD GALVANISED WELDED STEEL FITTINGS (INTERNAL) 12mm solid square bars fixed on frame with upright members and cross members fixed with temper proof fasteners on all four sides. To be painted to match existing window frame colour external and internal burglar bars according to SABS 1461. Architects to approve sample.	All ironmongery to be supplied by the manufacturer. Articles shall be fixed with screws of similar metal and shall be eased, oiled, adjusted and left in perfect order on completion.

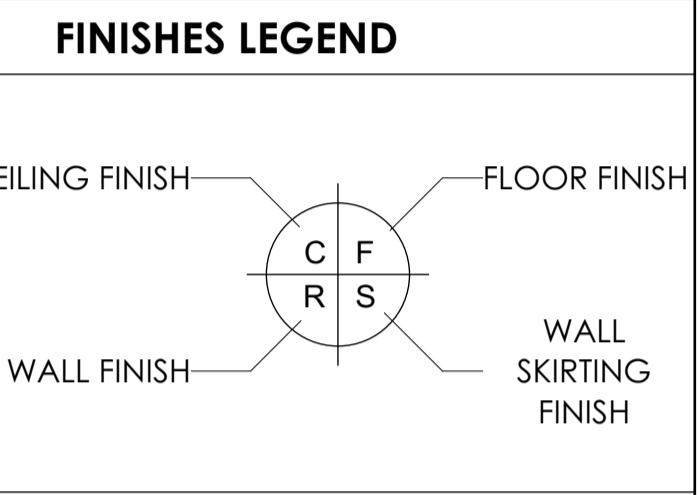


WINDOW DESCRIPTION	FRAME	GLASS	FITTINGS	BURGLAR BARS	IRONMONGERY
Custom made aluminium fixed window. Manufactured, assembled and delivered to site complete with ironmongery comprising approved hinges, pivoting mechanisms, stays, fasteners and weathers bars to openable panels; plugged and screwed/ built into walling.	Standard "school type" galvanised mild steel window frame. Manufactured to comply with SABS 727. Frames to be factory primed with zinc phosphate primer to comply with SABS 1319 before delivery, and finished with one universal undercoat to comply with SABS 681 grade 1, finished with two coats alkyl enamel paint to comply with SABS 630. To manufacturer's specifications. Colour to Architect's approval.	4mm CLEAR float glazing fixed with putty to comply with SABS 680. The putty shall be delivered on site in sealed containers marked with the SABS mark.	FACTORY FITTED	STANDARD GALVANISED WELDED STEEL FITTINGS (INTERNAL) 12mm solid square bars fixed on frame with upright members and cross members fixed with temper proof fasteners on all four sides. To be painted to match existing window frame colour external and internal burglar bars according to SABS 1461. Architects to approve sample.	All ironmongery to be supplied by the manufacturer. Articles shall be fixed with screws of similar metal and shall be eased, oiled, adjusted and left in perfect order on completion.

LEGEND

- NEW WALLS
- EXISTING WALL TO BE RETAINED
- EXISTING WALL TO BE DEMOLISHED
- NEW FIXTURES & FITTING TO BE INSTALLED
- ITEMS IN RED AND (OR) DASHED LINES ARE TO BE REPAIRED AND (OR) REPLACED

NOTES
ALL DIMENSIONS ARE IN MILLIMETERS UNLESS OTHERWISE STATED
DIMENSIONS TO BE READ, NOT TO SCALED FROM THIS DRAWING
CONTRACTORS TO CONFIRM ALL DIMENSIONS ON SITE BEFORE CONSTRUCTION COMMENCES & ANY DISCREPANCY TO BE REPORTED TO THE PROJECT ARCHITECT



SIGNATURE TABLE

DISCIPLINE	SIGN	DATE
CLIENT		
PLAN EXAMINER		
FIRE CONTROL		
ENVIRONMENTAL		
ROADS STORMWATER		
WATER & SANITATION		

REV. NO.	DATE	DESCRIPTION
C	NOV 19	APPROVED SCOPING REPORT
B	JULY 19	AMENDMENTS TO DESIGN LAYOUT
A	SEPT 17	FIRST ISSUE OF DRAWING

DEPARTMENT OF
PUBLIC WORKS, ROADS & INFRASTRUCTURE
INSTITUTION
NKGONYELETSE SECONDARY - 924 642 329

RESTORATIVES, REPAIRS & ADDITIONS

CONTRACT - SECTION

DOCUMENTATION & PROCUREMENT

DISCIPLINE: ARCHITECTURAL 4

WORK DESCRIPTION - SUB DIVISION: MEDIUM ADMINISTRATION BLOCK

DRAWING DESCRIPTION: WINDOW SCHEDULE

DRG No.	301-06	06/10	ITEM No.
DESIGN	NA	KSN	DRAWN
DATE	AS - SHOWN	ES	CHECK
NOV 2019	T. MANYADZA		PR. NUMBER 43981757

CONSULTANT

TECTURA - INTERNATIONAL

ALSO IN NAIROBI, KENYA AND GABORONE, BOTSWANA

CONTRACTOR

CAD SYSTEM	AUTOCAD	FILE NAME
SIZE	PROJECT NUMBER	REV
A1	LDPW - PROF/16002/D16	0